

Autodromo Nazionale Monza
Caterham Cup
Race - 1
Provisional Results



| Cls | N° | Driver | Team | Class | Cls | Laps | Total Time | Gap | Interval | Km/h | Best | Time | Km/h |
|--|------------------------|--------------------|------------|-------|-----|-----------|------------|----------|----------|-------|----------|----------|-------|
| 1 | 6 | Antoine Miquel | CCF | AS | 1 | 12 | 27:44.604 | | | 150.3 | 6 | 2:09.201 | 161.4 |
| 2 | 9 | Henri Bizet | PALM | AS | 2 | 12 | 27:44.610 | 0.006 | 0.006 | 150.3 | 10 | 2:09.219 | 161.3 |
| 3 | 23 | Pascal Wehrlen | PALM | AS | 3 | 12 | 27:44.832 | 0.228 | 0.222 | 150.3 | 6 | 2:08.546 | 162.2 |
| 4 | 15 | Arnaud Mignatelli | CCF | AS | 4 | 12 | 27:44.955 | 0.351 | 0.123 | 150.3 | 10 | 2:08.168 | 162.7 |
| 5 | 48 | Alain Girardot | CCF | BS | 1 | 12 | 27:45.589 | 0.985 | 0.634 | 150.2 | 10 | 2:07.899 | 163.0 |
| 6 | 3 | Rémi Sauget | PALM | AS | 5 | 12 | 27:50.589 | 5.985 | 5.000 | 149.8 | 5 | 2:08.932 | 161.7 |
| 7 | 60 | Francis Chatelain | PALM | AS | 6 | 12 | 27:50.713 | 6.109 | 0.124 | 149.7 | 10 | 2:08.487 | 162.3 |
| 8 | 7 | Laura Chatelain | CCF | AS | 7 | 12 | 27:51.101 | 6.497 | 0.388 | 149.7 | 3 | 2:09.323 | 161.2 |
| 9 | 29 | Eric Moussier | IND | AS | 8 | 12 | 27:51.360 | 6.756 | 0.259 | 149.7 | 10 | 2:09.053 | 161.5 |
| 10 | 21 | Bruno Aveque | CCF | AS | 9 | 12 | 27:59.738 | 15.134 | 8.378 | 148.9 | 6 | 2:09.674 | 160.8 |
| 11 | 12 | Arnaud Griffon | PALM | AS | 10 | 12 | 27:59.752 | 15.148 | 0.014 | 148.9 | 9 | 2:09.581 | 160.9 |
| 12 | 40 | Alexis Gronier | DOG RACING | AS | 11 | 12 | 27:59.827 | 15.223 | 0.075 | 148.9 | 4 | 2:09.625 | 160.8 |
| 13 | 99 | Loic Martinez | CCF | BS | 2 | 12 | 28:03.665 | 19.061 | 3.838 | 148.6 | 10 | 2:10.103 | 160.2 |
| 14 | 75 | Alexandre Pinto | ST ELOI | AS | 12 | 12 | 28:03.998 | 19.394 | 0.333 | 148.6 | 10 | 2:10.071 | 160.3 |
| 15 | 20 | Franck Chahinian | PALM | AS | 13 | 12 | 28:04.044 | 19.440 | 0.046 | 148.6 | 2 | 2:09.869 | 160.5 |
| 16 | 41 | Pascal Meignan | ST ELOI | AS | 14 | 12 | 28:04.271 | 19.667 | 0.227 | 148.5 | 10 | 2:10.287 | 160.0 |
| 17 | 4 | Bruno Georgeon | ROSSELSP | AS | 15 | 12 | 28:13.180 | 28.576 | 8.909 | 147.8 | 4 | 2:11.112 | 159.0 |
| 18 | 69 | Tone Le | CCF | AS | 16 | 12 | 28:15.559 | 30.955 | 2.379 | 147.5 | 3 | 2:09.985 | 160.4 |
| 19 | 11 | Frederic Allaire | ST ELOI | AS | 17 | 12 | 28:15.638 | 31.034 | 0.079 | 147.5 | 10 | 2:10.915 | 159.3 |
| 20 | 17 | Sylvio Bossi | CCF | BS | 3 | 12 | 28:17.229 | 32.625 | 1.591 | 147.4 | 6 | 2:11.492 | 158.6 |
| 21 | 24 | Henri Charpentier | CCF | AS | 18 | 12 | 28:17.378 | 32.774 | 0.149 | 147.4 | 10 | 2:10.695 | 159.5 |
| 22 | 72 | Nicolas Cottancin | CCF | AS | 19 | 12 | 28:25.309 | 40.705 | 7.931 | 146.7 | 9 | 2:11.753 | 158.2 |
| 23 | 37 | Patrick Dehant | DOG RACING | BS | 4 | 12 | 28:25.524 | 40.920 | 0.215 | 146.7 | 12 | 2:11.727 | 158.3 |
| 24 | 57 | Philippe Simon | PALM | BS | 5 | 12 | 28:26.051 | 41.447 | 0.527 | 146.6 | 10 | 2:12.489 | 157.4 |
| 25 | 61 | Michel Cloud | CCF | BS | 6 | 12 | 28:55.895 | 1:11.291 | 29.844 | 144.1 | 4 | 2:13.317 | 156.4 |
| 26 | 2 | François Jaffredo | ROSSELSP | AS | 20 | 12 | 29:03.648 | 1:19.044 | 7.753 | 143.5 | 6 | 2:17.620 | 151.5 |
| 27 | 16 | Cyrille Baliki | PALM | AS | 21 | 10 | 23:39.790 | 2 Laps | 2 Laps | 146.8 | 4 | 2:10.234 | 160.1 |
| 28 | 5 | Pierre Jean Reypin | ROSSELSP | AS | 22 | 9 | 21:48.472 | 3 Laps | 1 Lap | 143.4 | 3 | 2:12.563 | 157.3 |
| 29 | 233 | Gilles Charpentier | CCF | AS | 23 | 9 | 21:48.832 | 3 Laps | 0.360 | 143.4 | 2 | 2:13.063 | 156.7 |
| 30 | 98 | Olivier Guerin | CCF | AS | 24 | 9 | 22:18.207 | 3 Laps | 29.375 | 140.2 | 5 | 2:09.817 | 160.6 |
| Not classified: (Requirements: 75% of number laps of leader = 9 Laps) | | | | | | | | | | | | | |
| 32 | Jean Pierre Mignatelli | CCF | BS | 7 | 7 | 17:23.172 | 5 Laps | 2 Laps | 139.9 | 5 | 2:12.229 | 157.7 | |
| 87 | Yann Gasparini | ST ELOI | AS | 25 | 6 | 13:37.959 | 6 Laps | 1 Lap | 152.9 | 3 | 2:12.950 | 156.8 | |
| 38 | Claude Boueix | DOG RACING | BS | 8 | 6 | 13:38.224 | 6 Laps | 0.265 | 152.9 | 4 | 2:12.590 | 157.2 | |
| 26 | Bruno Fouré | CCF | BS | 9 | 6 | 13:41.144 | 6 Laps | 2.920 | 152.3 | 4 | 2:11.362 | 158.7 | |
| 96 | Hervé Cordel | CCF | AS | 26 | 3 | 7:07.985 | 9 Laps | 3 Laps | 146.1 | 2 | 2:11.185 | 158.9 | |
| 92 | Olivier Loi | ST ELOI | AS | 27 | | | | | | | | | |

Fastest lap Alain Girardot in 2:07.899 at 163.1 Km/h in lap 10


CAR 26 TIME PENALTY + 5 SEC ADDED TO RACE - TL
 CAR 37 TIME PENALTY + 10 SEC - OVERTAKING UNDER YELLOW FLAGS
 CAR 61 TIME PENALTY + 25 SEC ADDED TO RACE - JUMP START

Published at:.....

Track Temp: **41.1 °C** Air Temp: **27.9 °C** Humidity: **55 %** Track Status: **DRY**

| | | |
|------------------|-----------------------|------------------------|
| Stewards: | Race Director: | Timekeeper: |
|------------------|-----------------------|------------------------|





Autodromo Nazionale Monza
Caterham Cup
Race - 1
Provisional Results by Class



| Cla | N° | Driver | Team | Class | Cls | Laps | Total Time | Gap | Interval | Km/h | Best | Time | Km/h |
|--|-----|------------------------|------------|-------|-----|------|------------------|----------|----------|-------|------|----------|-------|
| AS | | | | | | | | | | | | | |
| 1 | 6 | Antoine Miquel | CCF | AS | 1 | 12 | 27:44.604 | | | 150.3 | 6 | 2:09.201 | 161.4 |
| 2 | 9 | Henri Bizet | PALM | AS | 2 | 12 | 27:44.610 | 0.006 | 0.006 | 150.3 | 10 | 2:09.219 | 161.3 |
| 3 | 23 | Pascal Wehrlen | PALM | AS | 3 | 12 | 27:44.832 | 0.228 | 0.222 | 150.3 | 6 | 2:08.546 | 162.2 |
| 4 | 15 | Arnaud Mignatelli | CCF | AS | 4 | 12 | 27:44.955 | 0.351 | 0.123 | 150.3 | 10 | 2:08.168 | 162.7 |
| 5 | 3 | Rémi Sauget | PALM | AS | 5 | 12 | 27:50.589 | 5.985 | 5.634 | 149.8 | 5 | 2:08.932 | 161.7 |
| 6 | 60 | Francis Chatelain | PALM | AS | 6 | 12 | 27:50.713 | 6.109 | 0.124 | 149.7 | 10 | 2:08.487 | 162.3 |
| 7 | 7 | Laura Chatelain | CCF | AS | 7 | 12 | 27:51.101 | 6.497 | 0.388 | 149.7 | 3 | 2:09.323 | 161.2 |
| 8 | 29 | Eric Moussier | IND | AS | 8 | 12 | 27:51.360 | 6.756 | 0.259 | 149.7 | 10 | 2:09.053 | 161.5 |
| 9 | 21 | Bruno Aveque | CCF | AS | 9 | 12 | 27:59.738 | 15.134 | 8.378 | 148.9 | 6 | 2:09.674 | 160.8 |
| 10 | 12 | Arnaud Griffon | PALM | AS | 10 | 12 | 27:59.752 | 15.148 | 0.014 | 148.9 | 9 | 2:09.581 | 160.9 |
| 11 | 40 | Alexis Gronier | DOG RACING | AS | 11 | 12 | 27:59.827 | 15.223 | 0.075 | 148.9 | 4 | 2:09.625 | 160.8 |
| 12 | 75 | Alexandre Pinto | ST ELOI | AS | 12 | 12 | 28:03.998 | 19.394 | 4.171 | 148.6 | 10 | 2:10.071 | 160.3 |
| 13 | 20 | Franck Chahinian | PALM | AS | 13 | 12 | 28:04.044 | 19.440 | 0.046 | 148.6 | 2 | 2:09.869 | 160.5 |
| 14 | 41 | Pascal Meignan | ST ELOI | AS | 14 | 12 | 28:04.271 | 19.667 | 0.227 | 148.5 | 10 | 2:10.287 | 160.0 |
| 15 | 4 | Bruno Georgeon | ROSSELSP | AS | 15 | 12 | 28:13.180 | 28.576 | 8.909 | 147.8 | 4 | 2:11.112 | 159.0 |
| 16 | 69 | Tone Le | CCF | AS | 16 | 12 | 28:15.559 | 30.955 | 2.379 | 147.5 | 3 | 2:09.985 | 160.4 |
| 17 | 11 | Frederic Allaire | ST ELOI | AS | 17 | 12 | 28:15.638 | 31.034 | 0.079 | 147.5 | 10 | 2:10.915 | 159.3 |
| 18 | 24 | Henri Charpentier | CCF | AS | 18 | 12 | 28:17.378 | 32.774 | 1.740 | 147.4 | 10 | 2:10.695 | 159.5 |
| 19 | 72 | Nicolas Cottancin | CCF | AS | 19 | 12 | 28:25.309 | 40.705 | 7.931 | 146.7 | 9 | 2:11.753 | 158.2 |
| 20 | 2 | François Jaffredo | ROSSELSP | AS | 20 | 12 | 29:03.648 | 1:19.044 | 38.339 | 143.5 | 6 | 2:17.620 | 151.5 |
| 21 | 16 | Cyrille Baliki | PALM | AS | 21 | 10 | 23:39.790 | 2 Laps | 2 Laps | 146.8 | 4 | 2:10.234 | 160.1 |
| 22 | 5 | Pierre Jean Reypin | ROSSELSP | AS | 22 | 9 | 21:48.472 | 3 Laps | 1 Lap | 143.4 | 3 | 2:12.563 | 157.3 |
| 23 | 233 | Gilles Charpentier | CCF | AS | 23 | 9 | 21:48.832 | 3 Laps | 0.360 | 143.4 | 2 | 2:13.063 | 156.7 |
| 24 | 98 | Olivier Guerin | CCF | AS | 24 | 9 | 22:18.207 | 3 Laps | 29.375 | 140.2 | 5 | 2:09.817 | 160.6 |
| Not classified: (Requirements: 75% of number laps of leader = 9 Laps) | | | | | | | | | | | | | |
| | 87 | Yann Gasparini | ST ELOI | AS | 25 | 6 | 13:37.959 | 6 Laps | 3 Laps | 152.9 | 3 | 2:12.950 | 156.8 |
| | 96 | Hervé Cordel | CCF | AS | 26 | 3 | 7:07.985 | 9 Laps | 3 Laps | 146.1 | 2 | 2:11.185 | 158.9 |
| | 92 | Olivier Loï | ST ELOI | AS | 27 | | | | | | | | |
| BS | | | | | | | | | | | | | |
| 1 | 48 | Alain Girardot | CCF | BS | 1 | 12 | 27:45.589 | | | 150.2 | 10 | 2:07.899 | 163.0 |
| 2 | 99 | Loic Martinez | CCF | BS | 2 | 12 | 28:03.665 | 19.061 | 18.076 | 148.6 | 10 | 2:10.103 | 160.2 |
| 3 | 17 | Sylvio Bossi | CCF | BS | 3 | 12 | 28:17.229 | 32.625 | 13.564 | 147.4 | 6 | 2:11.492 | 158.6 |
| 4 | 37 | Patrick Dehant | DOG RACING | BS | 4 | 12 | 28:25.524 | 40.920 | 8.295 | 146.7 | 12 | 2:11.727 | 158.3 |
| 5 | 57 | Philippe Simon | PALM | BS | 5 | 12 | 28:26.051 | 41.447 | 0.527 | 146.6 | 10 | 2:12.489 | 157.4 |
| 6 | 61 | Michel Cloud | CCF | BS | 6 | 12 | 28:55.895 | 1:11.291 | 29.844 | 144.1 | 4 | 2:13.317 | 156.4 |
| Not classified: (Requirements: 75% of number laps of leader = 9 Laps) | | | | | | | | | | | | | |
| | 32 | Jean Pierre Mignatelli | CCF | BS | 7 | 7 | 17:23.172 | 5 Laps | 5 Laps | 139.9 | 5 | 2:12.229 | 157.7 |
| | 38 | Claude Boueix | DOG RACING | BS | 8 | 6 | 13:38.224 | 6 Laps | 1 Lap | 152.9 | 4 | 2:12.590 | 157.2 |
| | 26 | Bruno Foure | CCF | BS | 9 | 6 | 13:41.144 | 6 Laps | 2.920 | 152.3 | 4 | 2:11.362 | 158.7 |

Fastest lap Alain Girardot in 2:07.899 at 163.1 Km/h in lap 10

Published at:.....

Track Temp: **41.1 °C** Air Temp: **27.9 °C** Humidity: **55 %** Track Status: **DRY**

| | | |
|------------------|-----------------------|------------------------|
| Stewards: | Race Director: | Timekeeper: |
|------------------|-----------------------|------------------------|





Autodromo Nazionale Monza

Caterham Cup

Race - 1

Provisional Classification by Driver Fastest Lap




| Cls | N° | Driver | Team | Class | Cls | Laps | Best | Time | Gap | Interval | Km/h |
|-----|----|------------------------|------------|-------|-----|------|------|----------|-------|----------|-------|
| 1 | 48 | Alain Girardot | CCF | BS | 1 | 12 | 10 | 2:07.899 | | | 163.0 |
| 2 | 15 | Arnaud Mignatelli | CCF | AS | 1 | 12 | 10 | 2:08.168 | 0.269 | 0.269 | 162.7 |
| 3 | 60 | Francis Chatelain | PALM | AS | 2 | 12 | 10 | 2:08.487 | 0.588 | 0.319 | 162.3 |
| 4 | 23 | Pascal Wehrlen | PALM | AS | 3 | 12 | 6 | 2:08.546 | 0.647 | 0.059 | 162.2 |
| 5 | 3 | Rémi Sauget | PALM | AS | 4 | 12 | 5 | 2:08.932 | 1.033 | 0.386 | 161.7 |
| 6 | 29 | Eric Moussier | IND | AS | 5 | 12 | 10 | 2:09.053 | 1.154 | 0.121 | 161.5 |
| 7 | 6 | Antoine Miquel | CCF | AS | 6 | 12 | 6 | 2:09.201 | 1.302 | 0.148 | 161.4 |
| 8 | 9 | Henri Bizet | PALM | AS | 7 | 12 | 10 | 2:09.219 | 1.320 | 0.018 | 161.3 |
| 9 | 7 | Laura Chatelain | CCF | AS | 8 | 12 | 3 | 2:09.323 | 1.424 | 0.104 | 161.2 |
| 10 | 12 | Arnaud Griffon | PALM | AS | 9 | 12 | 9 | 2:09.581 | 1.682 | 0.258 | 160.9 |
| 11 | 40 | Alexis Gronier | DOG RACING | AS | 10 | 12 | 4 | 2:09.625 | 1.726 | 0.044 | 160.8 |
| 12 | 21 | Bruno Aveque | CCF | AS | 11 | 12 | 6 | 2:09.674 | 1.775 | 0.049 | 160.8 |
| 13 | 98 | Olivier Guerin | CCF | AS | 12 | 9 | 5 | 2:09.817 | 1.918 | 0.143 | 160.6 |
| 14 | 20 | Franck Chahinian | PALM | AS | 13 | 12 | 2 | 2:09.869 | 1.970 | 0.052 | 160.5 |
| 15 | 69 | Tone Le | CCF | AS | 14 | 12 | 3 | 2:09.985 | 2.086 | 0.116 | 160.4 |
| 16 | 75 | Alexandre Pinto | ST ELOI | AS | 15 | 12 | 10 | 2:10.071 | 2.172 | 0.086 | 160.3 |
| 17 | 99 | Loic Martinez | CCF | BS | 2 | 12 | 10 | 2:10.103 | 2.204 | 0.032 | 160.2 |
| 18 | 16 | Cyrille Baliki | PALM | AS | 16 | 10 | 4 | 2:10.234 | 2.335 | 0.131 | 160.1 |
| 19 | 41 | Pascal Meignan | ST ELOI | AS | 17 | 12 | 10 | 2:10.287 | 2.388 | 0.053 | 160.0 |
| 20 | 24 | Henri Charpentier | CCF | AS | 18 | 12 | 10 | 2:10.695 | 2.796 | 0.408 | 159.5 |
| 21 | 11 | Frederic Allaire | ST ELOI | AS | 19 | 12 | 10 | 2:10.915 | 3.016 | 0.220 | 159.3 |
| 22 | 4 | Bruno Georgeon | ROSSELSP | AS | 20 | 12 | 4 | 2:11.112 | 3.213 | 0.197 | 159.0 |
| 23 | 96 | Hervé Cordel | CCF | AS | 21 | 3 | 2 | 2:11.185 | 3.286 | 0.073 | 158.9 |
| 24 | 26 | Bruno Foure | CCF | BS | 3 | 6 | 4 | 2:11.362 | 3.463 | 0.177 | 158.7 |
| 25 | 17 | Sylvio Bossi | CCF | BS | 4 | 12 | 6 | 2:11.492 | 3.593 | 0.130 | 158.6 |
| 26 | 37 | Patrick Dehant | DOG RACING | BS | 5 | 12 | 12 | 2:11.727 | 3.828 | 0.235 | 158.3 |
| 27 | 72 | Nicolas Cottancin | CCF | AS | 22 | 12 | 9 | 2:11.753 | 3.854 | 0.026 | 158.2 |
| 28 | 32 | Jean Pierre Mignatelli | CCF | BS | 6 | 7 | 5 | 2:12.229 | 4.330 | 0.476 | 157.7 |
| 29 | 57 | Philippe Simon | PALM | BS | 7 | 12 | 10 | 2:12.489 | 4.590 | 0.260 | 157.4 |
| 30 | 5 | Pierre Jean Reypin | ROSSELSP | AS | 23 | 9 | 3 | 2:12.563 | 4.664 | 0.074 | 157.3 |
| 31 | 38 | Claude Boueix | DOG RACING | BS | 8 | 6 | 4 | 2:12.590 | 4.691 | 0.027 | 157.2 |
| 32 | 87 | Yann Gasparini | ST ELOI | AS | 24 | 6 | 3 | 2:12.950 | 5.051 | 0.360 | 156.8 |
| 33 | 23 | Gilles Charpentier | CCF | AS | 25 | 9 | 2 | 2:13.063 | 5.164 | 0.113 | 156.7 |
| 34 | 61 | Michel Cloud | CCF | BS | 9 | 12 | 4 | 2:13.317 | 5.418 | 0.254 | 156.4 |
| 35 | 2 | François Jaffredo | ROSSELSP | AS | 26 | 12 | 6 | 2:17.620 | 9.721 | 4.303 | 151.5 |



Autodromo Nazionale Monza
Caterham Cup
Race - 1
Distance and Speed Average



| Cls | Nº | Driver | Team | Class | Cls | Laps | Distance | Total Time | Km/h |
|--|------------------------|---------------------|------------|-------|-----|-------|-----------|------------|-------|
| 1 | 6 | Antoine Miquel | CCF | AS | 1 | 12 | 69.51 | 27:44.604 | 150.3 |
| 2 | 9 | Henri Bizet | PALM | AS | 2 | 12 | 69.51 | 27:44.610 | 150.3 |
| 3 | 23 | Pascal Wehrlen | PALM | AS | 3 | 12 | 69.51 | 27:44.832 | 150.3 |
| 4 | 15 | Arnaud Mignatelli | CCF | AS | 4 | 12 | 69.51 | 27:44.955 | 150.3 |
| 5 | 48 | Alain Girardot | CCF | BS | 1 | 12 | 69.51 | 27:45.589 | 150.2 |
| 6 | 3 | Rémi Sauget | PALM | AS | 5 | 12 | 69.51 | 27:50.589 | 149.8 |
| 7 | 60 | Francis Chatelain | PALM | AS | 6 | 12 | 69.51 | 27:50.713 | 149.7 |
| 8 | 7 | Laura Chatelain | CCF | AS | 7 | 12 | 69.51 | 27:51.101 | 149.7 |
| 9 | 29 | Eric Moussier | IND | AS | 8 | 12 | 69.51 | 27:51.360 | 149.7 |
| 10 | 21 | Bruno Aveque | CCF | AS | 9 | 12 | 69.51 | 27:59.738 | 148.9 |
| 11 | 12 | Arnaud Griffon | PALM | AS | 10 | 12 | 69.51 | 27:59.752 | 148.9 |
| 12 | 40 | Alexis Gronier | DOG RACING | AS | 11 | 12 | 69.51 | 27:59.827 | 148.9 |
| 13 | 99 | Loic Martinez | CCF | BS | 2 | 12 | 69.51 | 28:03.665 | 148.6 |
| 14 | 75 | Alexandre Pinto | ST ELOI | AS | 12 | 12 | 69.51 | 28:03.998 | 148.6 |
| 15 | 20 | Franck Chahinian | PALM | AS | 13 | 12 | 69.51 | 28:04.044 | 148.6 |
| 16 | 41 | Pascal Meignan | ST ELOI | AS | 14 | 12 | 69.51 | 28:04.271 | 148.5 |
| 17 | 4 | Bruno Georgeon | ROSSELSP | AS | 15 | 12 | 69.51 | 28:13.180 | 147.8 |
| 18 | 69 | Tone Le | CCF | AS | 16 | 12 | 69.51 | 28:15.559 | 147.5 |
| 19 | 11 | Frederic Allaire | ST ELOI | AS | 17 | 12 | 69.51 | 28:15.638 | 147.5 |
| 20 | 17 | Sylvio Bossi | CCF | BS | 3 | 12 | 69.51 | 28:17.229 | 147.4 |
| 21 | 24 | Henri Charpentier | CCF | AS | 18 | 12 | 69.51 | 28:17.378 | 147.4 |
| 22 | 72 | Nicolas Cottancin | CCF | AS | 19 | 12 | 69.51 | 28:25.309 | 146.7 |
| 23 | 37 | Patrick Dehant | DOG RACING | BS | 4 | 12 | 69.51 | 28:25.524 | 146.7 |
| 24 | 57 | Philippe Simon | PALM | BS | 5 | 12 | 69.51 | 28:26.051 | 146.6 |
| 25 | 61 | Michel Cloud | CCF | BS | 6 | 12 | 69.51 | 28:55.895 | 144.1 |
| 26 | 2 | François Jaffredo | ROSSELSP | AS | 20 | 12 | 69.51 | 29:03.648 | 143.5 |
| 27 | 16 | Cyrille Baliki | PALM | AS | 21 | 10 | 57.93 | 23:39.790 | 146.8 |
| 28 | 5 | Pierre Jean Rey-pin | ROSSELSP | AS | 22 | 9 | 52.13 | 21:48.472 | 143.4 |
| 29 | 233 | Gilles Charpentier | CCF | AS | 23 | 9 | 52.13 | 21:48.832 | 143.4 |
| 30 | 98 | Olivier Guerin | CCF | AS | 24 | 9 | 52.13 | 22:18.207 | 140.2 |
| Not classified: (Requirements: 75% of number laps of leader = 9 Laps) | | | | | | | | | |
| 32 | Jean Pierre Mignatelli | CCF | BS | 7 | 7 | 40.55 | 17:23.172 | 139.9 | |
| 87 | Yann Gasparini | ST ELOI | AS | 25 | 6 | 34.75 | 13:37.959 | 152.9 | |
| 38 | Claude Boueix | DOG RACING | BS | 8 | 6 | 34.75 | 13:38.224 | 152.9 | |
| 26 | Bruno Foure | CCF | BS | 9 | 6 | 34.75 | 13:41.144 | 152.3 | |
| 96 | Hervé Cordel | CCF | AS | 26 | 3 | 17.37 | 7:07.985 | 146.1 | |
| 92 | Olivier Loï | ST ELOI | AS | 27 | | | | | |



Autodromo Nazionale Monza
Caterham Cup
Race - 1
Lap Analysis



2

François Jaffredo

AS **5**

Pierre Jean Rey-pin

AS

ROSSELSP

ROSSELSP

| Lap D | Time | Sector 1 | Sector 2 | Sector 3 | T. Spd | Elapsed | Lap D | Time | Sector 1 | Sector 2 | Sector 3 | T. Spd | Elapsed |
|-------|----------|----------|----------|----------|--------|-----------|-------|----------|----------|----------|----------|--------|-----------|
| 1 | 2:30.654 | 53.091 | 47.932 | 49.631 | 166.4 | 2:30.654 | 1 | 2:21.503 | 47.710 | 47.813 | 45.980 | 172.2 | 2:21.503 |
| 2 | 2:17.648 | 43.061 | 46.510 | 48.077 | 209.7 | 4:48.302 | 2 | 2:13.131 | 41.985 | 44.305 | 46.841 | 194.9 | 4:34.634 |
| 3 | 2:17.914 | 43.015 | 46.651 | 48.248 | 205.7 | 7:06.216 | 3 | 2:12.563 | 41.729 | 44.221 | 46.613 | 208.0 | 6:47.197 |
| 4 | 2:18.958 | 43.431 | 47.000 | 48.527 | 208.8 | 9:25.174 | 4 | 2:13.538 | 42.159 | 45.396 | 45.983 | 190.1 | 9:00.735 |
| 5 | 2:20.664 | 45.247 | 47.462 | 47.955 | 208.0 | 11:45.838 | 5 | 2:13.195 | 43.003 | 44.640 | 45.552 | 205.3 | 11:13.930 |
| 6 | 2:17.620 | 43.086 | 46.622 | 47.912 | 206.8 | 14:03.458 | 6 | 2:12.640 | 42.098 | 44.742 | 45.800 | 203.3 | 13:26.570 |
| 7 | 3:09.994 | 44.278 | 58.254 | 1:27.462 | 199.6 | 17:13.452 | 7 | 2:26.940 | 43.172 | 46.793 | 56.975 | 213.8 | 15:53.510 |
| 8 | 2:31.869 | 52.923 | 49.222 | 49.724 | 114.1 | 19:45.321 | 8 | 3:36.231 | 1:24.766 | 1:12.819 | 58.646 | 129.6 | 19:29.741 |
| 9 | 2:20.546 | 43.531 | 47.615 | 49.400 | 204.1 | 22:05.867 | 9 | 2:18.731 | 42.512 | 50.153 | 46.066 | 201.8 | 21:48.472 |
| 10 | 2:19.069 | 43.544 | 47.619 | 47.906 | 209.7 | 24:24.936 | 10 | | 42.332 | | | 204.5 | |
| 11 | 2:18.972 | 43.258 | 47.235 | 48.479 | 209.3 | 26:43.908 | | | | | | | |
| 12 | 2:19.740 | 44.546 | 47.219 | 47.975 | 209.3 | 29:03.648 | | | | | | | |

3

Rémi Sauget

AS

Antoine Miquel

AS

PALM

CCF

| Lap D | Time | Sector 1 | Sector 2 | Sector 3 | T. Spd | Elapsed | Lap D | Time | Sector 1 | Sector 2 | Sector 3 | T. Spd | Elapsed |
|-------|----------|----------|----------|----------|--------|-----------|-------|----------|----------|----------|----------|--------|-----------|
| 1 | 2:15.338 | 45.876 | 43.735 | 45.727 | 171.7 | 2:15.338 | 1 | 2:11.243 | 43.074 | 43.605 | 44.564 | 178.5 | 2:11.243 |
| 2 | 2:09.914 | 41.607 | 43.397 | 44.910 | 213.0 | 4:25.252 | 2 | 2:10.523 | 41.580 | 44.247 | 44.696 | 212.5 | 4:21.766 |
| 3 | 2:10.812 | 40.888 | 44.398 | 45.526 | 209.3 | 6:36.064 | 3 | 2:10.175 | 41.955 | 43.717 | 44.503 | 211.3 | 6:31.941 |
| 4 | 2:10.723 | 41.461 | 44.472 | 44.790 | 202.6 | 8:46.787 | 4 | 2:09.618 | 42.040 | 43.479 | 44.099 | 213.4 | 8:41.559 |
| 5 | 2:08.932 | 41.088 | 42.944 | 44.900 | 210.5 | 10:55.719 | 5 | 2:09.522 | 42.100 | 43.546 | 43.876 | 198.1 | 10:51.081 |
| 6 | 2:09.922 | 41.387 | 43.511 | 45.024 | 210.1 | 13:05.641 | 6 | 2:09.201 | 41.432 | 43.173 | 44.596 | 214.7 | 13:00.282 |
| 7 | 2:23.482 | 41.361 | 44.043 | 58.078 | 212.5 | 15:29.123 | 7 | 2:23.496 | 41.595 | 43.508 | 58.393 | 214.7 | 15:23.778 |
| 8 | 3:41.048 | 1:33.788 | 1:11.292 | 55.968 | 77.4 | 19:10.171 | 8 | 3:40.500 | 1:32.669 | 1:11.241 | 56.590 | 75.3 | 19:04.278 |
| 9 | 2:09.602 | 42.426 | 43.062 | 44.114 | 198.8 | 21:19.773 | 9 | 2:09.780 | 41.743 | 43.747 | 44.290 | 210.1 | 21:14.058 |
| 10 | 2:09.863 | 41.052 | 44.029 | 44.782 | 210.1 | 23:29.636 | 10 | 2:09.204 | 41.363 | 43.576 | 44.265 | 213.0 | 23:23.262 |
| 11 | 2:10.178 | 41.406 | 43.738 | 45.034 | 211.3 | 25:39.814 | 11 | 2:09.980 | 41.866 | 43.369 | 44.745 | 210.1 | 25:33.242 |
| 12 | 2:10.775 | 41.902 | 44.080 | 44.793 | 208.8 | 27:50.589 | 12 | 2:11.362 | 41.861 | 44.717 | 44.784 | 206.1 | 27:44.604 |

4

Bruno Georgeon

AS

Laura Chatelain


AS

ROSSELSP

CCF

| Lap D | Time | Sector 1 | Sector 2 | Sector 3 | T. Spd | Elapsed | Lap D | Time | Sector 1 | Sector 2 | Sector 3 | T. Spd | Elapsed |
|-------|----------|----------|----------|----------|--------|-----------|-------|----------|----------|----------|----------|--------|-----------|
| 1 | 2:17.044 | 47.681 | 44.747 | 44.616 | 176.1 | 2:17.044 | 1 | 2:13.303 | 44.388 | 43.912 | 45.003 | 178.2 | 2:13.303 |
| 2 | 2:11.162 | 41.810 | 44.246 | 45.106 | 207.2 | 4:28.206 | 2 | 2:10.377 | 41.858 | 43.719 | 44.800 | 208.0 | 4:23.680 |
| 3 | 2:12.219 | 42.103 | 44.548 | 45.568 | 208.0 | 6:40.425 | 3 | 2:09.323 | 41.494 | 43.380 | 44.449 | 205.3 | 6:33.003 |
| 4 | 2:11.112 | 41.900 | 44.194 | 45.018 | 207.2 | 8:51.537 | 4 | 2:11.705 | 41.954 | 44.541 | 45.210 | 194.5 | 8:44.708 |
| 5 | 2:13.699 | 42.469 | 44.404 | 46.826 | 208.4 | 11:05.236 | 5 | 2:10.206 | 41.602 | 43.814 | 44.790 | 210.5 | 10:54.914 |
| 6 | 2:13.415 | 42.479 | 44.375 | 46.561 | 205.7 | 13:18.651 | 6 | 2:10.289 | 41.652 | 43.834 | 44.803 | 214.2 | 13:05.203 |
| 7 | 2:27.054 | 42.967 | 45.376 | 58.711 | 208.8 | 15:45.705 | 7 | 2:23.335 | 41.340 | 44.271 | 57.724 | 208.4 | 15:28.538 |
| 8 | 3:36.943 | 1:28.939 | 1:11.643 | 56.361 | 117.1 | 19:22.648 | 8 | 3:40.076 | 1:34.059 | 1:10.782 | 55.235 | 81.2 | 19:08.614 |
| 9 | 2:11.304 | 42.113 | 43.998 | 45.193 | 200.0 | 21:33.952 | 9 | 2:10.448 | 41.804 | 43.994 | 44.650 | 184.9 | 21:19.062 |
| 10 | 2:12.274 | 42.306 | 44.413 | 45.555 | 205.7 | 23:46.226 | 10 | 2:11.093 | 41.740 | 44.381 | 44.972 | 210.5 | 23:30.155 |
| 11 | 2:13.470 | 42.362 | 44.964 | 46.144 | 210.5 | 25:59.696 | 11 | 2:10.681 | 41.388 | 44.204 | 45.089 | 208.0 | 25:40.836 |
| 12 | 2:13.484 | 42.807 | 44.824 | 45.853 | 206.5 | 28:13.180 | 12 | 2:10.265 | 41.439 | 44.002 | 44.824 | 201.1 | 27:51.101 |





Autodromo Nazionale Monza
Caterham Cup
Race - 1
Lap Analysis



9

Henri Bizet

AS **15**

Arnaud Mignatelli

AS

PALM

CCF

| Lap D | Time | Sector 1 | Sector 2 | Sector 3 | T. Spd | Elapsed | Lap D | Time | Sector 1 | Sector 2 | Sector 3 | T. Spd | Elapsed |
|-------|----------|----------|----------|----------|--------|-----------|-------|----------|----------|----------|----------|--------|-----------|
| 1 | 2:11.771 | 43.168 | 44.389 | 44.214 | 171.7 | 2:11.771 | 1 | 2:13.815 | 45.326 | 43.897 | 44.592 | 167.9 | 2:13.815 |
| 2 | 2:09.989 | 41.422 | 43.870 | 44.697 | 197.4 | 4:21.760 | 2 | 2:09.897 | 41.455 | 43.845 | 44.597 | 199.6 | 4:23.712 |
| 3 | 2:10.181 | 42.197 | 43.666 | 44.318 | 189.4 | 6:31.941 | 3 | 2:09.607 | 41.515 | 43.518 | 44.574 | 206.5 | 6:33.319 |
| 4 | 2:09.607 | 42.214 | 43.201 | 44.192 | 208.8 | 8:41.548 | 4 | 2:12.029 | 41.822 | 44.291 | 45.916 | 208.4 | 8:45.348 |
| 5 | 2:09.312 | 41.926 | 43.019 | 44.367 | 212.1 | 10:50.860 | 5 | 2:09.656 | 41.866 | 43.359 | 44.431 | 214.7 | 10:55.004 |
| 6 | 2:09.426 | 41.899 | 42.843 | 44.684 | 205.3 | 13:00.286 | 6 | 2:09.561 | 41.601 | 43.539 | 44.421 | 215.1 | 13:04.565 |
| 7 | 2:24.358 | 41.628 | 43.559 | 59.171 | 213.4 | 15:24.644 | 7 | 2:22.927 | 41.960 | 43.865 | 57.102 | 215.1 | 15:27.492 |
| 8 | 3:39.916 | 1:32.694 | 1:11.127 | 56.095 | 74.2 | 19:04.560 | 8 | 3:40.782 | 1:34.289 | 1:11.081 | 55.412 | 79.7 | 19:08.274 |
| 9 | 2:09.476 | 41.461 | 43.645 | 44.370 | 211.7 | 21:14.036 | 9 | 2:08.682 | 41.687 | 43.001 | 43.994 | 202.2 | 21:16.956 |
| 10 | 2:09.219 | 41.428 | 43.447 | 44.344 | 211.7 | 23:23.255 | 10 | 2:08.168 | 41.421 | 42.707 | 44.040 | 210.9 | 23:25.124 |
| 11 | 2:10.011 | 42.386 | 43.014 | 44.611 | 203.3 | 25:33.266 | 11 | 2:08.948 | 41.222 | 43.566 | 44.160 | 206.8 | 25:34.072 |
| 12 | 2:11.344 | 42.184 | 44.328 | 44.832 | 206.5 | 27:44.610 | 12 | 2:10.883 | 41.572 | 45.086 | 44.225 | 209.7 | 27:44.955 |

11

Frederic Allaire

AS **16**

Cyrille Baliki

AS

ST ELOI

PALM

| Lap D | Time | Sector 1 | Sector 2 | Sector 3 | T. Spd | Elapsed | Lap D | Time | Sector 1 | Sector 2 | Sector 3 | T. Spd | Elapsed |
|-------|----------|----------|----------|----------|--------|-----------|-------|----------|----------|----------|----------|--------|-----------|
| 1 | 2:22.901 | 50.570 | 46.500 | 45.831 | 160.7 | 2:22.901 | 1 | 2:20.062 | 48.741 | 46.015 | 45.306 | 170.3 | 2:20.062 |
| 2 | 2:12.907 | 42.846 | 44.619 | 45.442 | 176.7 | 4:35.808 | 2 | 2:10.780 | 42.129 | 43.721 | 44.930 | 203.0 | 4:30.842 |
| 3 | 2:12.830 | 42.340 | 45.431 | 45.059 | 192.8 | 6:48.638 | 3 | 2:10.712 | 41.854 | 44.495 | 44.363 | 200.0 | 6:41.554 |
| 4 | 2:12.629 | 41.897 | 44.544 | 46.188 | 199.2 | 9:01.267 | 4 | 2:10.234 | 41.875 | 43.775 | 44.584 | 193.8 | 8:51.788 |
| 5 | 2:14.477 | 43.341 | 44.545 | 46.591 | 186.8 | 11:15.744 | 5 | 2:10.955 | 42.248 | 44.083 | 44.624 | 204.9 | 11:02.743 |
| 6 | 2:11.351 | 42.235 | 44.315 | 44.801 | 198.5 | 13:27.095 | 6 | 2:10.457 | 42.188 | 44.018 | 44.251 | 208.8 | 13:13.200 |
| 7 | 2:26.413 | 42.655 | 46.521 | 57.237 | 194.9 | 15:53.508 | 7 | 2:26.859 | 41.978 | 44.312 | 1:00.569 | 204.9 | 15:40.059 |
| 8 | 3:34.470 | 1:24.271 | 1:12.906 | 57.293 | 151.8 | 19:27.978 | 8 | 3:36.850 | 1:30.624 | 1:12.125 | 54.101 | 93.4 | 19:16.909 |
| 9 | 2:12.979 | 42.064 | 44.604 | 46.311 | 201.1 | 21:40.957 | 9 | 2:11.533 | 41.813 | 44.286 | 45.434 | 211.3 | 21:28.442 |
| 10 | 2:10.915 | 42.121 | 43.371 | 45.423 | 203.3 | 23:51.872 | 10 | 2:11.348 | 42.003 | 44.207 | 45.138 | 210.9 | 23:39.790 |
| 11 | 2:12.020 | 42.265 | 44.503 | 45.252 | 196.0 | 26:03.892 | 11 | 41.481 | | | | 211.7 | |
| 12 | 2:11.746 | 42.348 | 44.331 | 45.067 | 209.3 | 28:15.638 | | | | | | | |

12

Arnaud Griffon

AS

Sylvio Bossi


BS

PALM

CCF

| Lap D | Time | Sector 1 | Sector 2 | Sector 3 | T. Spd | Elapsed | Lap D | Time | Sector 1 | Sector 2 | Sector 3 | T. Spd | Elapsed |
|-------|----------|----------|----------|----------|--------|-----------|-------|----------|----------|----------|----------|--------|-----------|
| 1 | 2:15.823 | 46.833 | 44.129 | 44.861 | 162.8 | 2:15.823 | 1 | 2:22.437 | 49.563 | 46.932 | 45.942 | 163.1 | 2:22.437 |
| 2 | 2:10.432 | 41.598 | 44.190 | 44.644 | 206.5 | 4:26.255 | 2 | 2:12.031 | 41.948 | 43.477 | 46.606 | 186.8 | 4:34.468 |
| 3 | 2:10.876 | 41.604 | 44.101 | 45.171 | 206.1 | 6:37.131 | 3 | 2:12.456 | 41.982 | 43.843 | 46.631 | 199.2 | 6:46.924 |
| 4 | 2:11.046 | 41.585 | 44.549 | 44.912 | 202.2 | 8:48.177 | 4 | 2:13.700 | 42.377 | 45.596 | 45.727 | 209.3 | 9:00.624 |
| 5 | 2:13.255 | 42.553 | 45.580 | 45.122 | 210.9 | 11:01.432 | 5 | 2:14.504 | 42.880 | 45.634 | 45.990 | 203.7 | 11:15.128 |
| 6 | 2:11.214 | 41.804 | 44.218 | 45.192 | 213.8 | 13:12.646 | 6 | 2:11.492 | 42.064 | 43.791 | 45.637 | 208.4 | 13:26.620 |
| 7 | 2:25.862 | 42.070 | 44.249 | 59.543 | 209.3 | 15:38.508 | 7 | 2:23.341 | 42.364 | 46.277 | 54.700 | 203.7 | 15:49.961 |
| 8 | 3:36.915 | 1:31.026 | 1:11.766 | 54.123 | 92.2 | 19:15.423 | 8 | 3:36.341 | 1:26.897 | 1:12.851 | 56.593 | 126.7 | 19:26.302 |
| 9 | 2:09.581 | 41.456 | 43.445 | 44.680 | 200.0 | 21:25.004 | 9 | 2:13.095 | 42.214 | 44.468 | 46.413 | 203.7 | 21:39.397 |
| 10 | 2:10.578 | 41.761 | 43.488 | 45.329 | 212.5 | 23:35.582 | 10 | 2:12.307 | 41.732 | 44.650 | 45.925 | 204.1 | 23:51.704 |
| 11 | 2:12.088 | 42.239 | 43.878 | 45.971 | 214.2 | 25:47.670 | 11 | 2:12.789 | 41.832 | 45.626 | 45.331 | 204.1 | 26:04.493 |
| 12 | 2:12.082 | 42.049 | 44.192 | 45.841 | 209.3 | 27:59.752 | 12 | 2:12.736 | 42.180 | 44.357 | 46.199 | 198.1 | 28:17.229 |





Autodromo Nazionale Monza
Caterham Cup
Race - 1
Lap Analysis



20

Franck Chahinian

AS **24**

Henri Charpentier

AS

PALM

CCF

| Lap D | Time | Sector 1 | Sector 2 | Sector 3 | T. Spd | Elapsed | Lap D | Time | Sector 1 | Sector 2 | Sector 3 | T. Spd | Elapsed |
|-------|-----------------|---------------|---------------|---------------|--------|-----------|-------|-----------------|---------------|---------------|---------------|--------|-----------|
| 1 | 2:14.284 | 45.621 | 43.920 | 44.743 | 189.4 | 2:14.284 | 1 | 2:23.005 | 50.744 | 45.962 | 46.299 | 165.1 | 2:23.005 |
| 2 | 2:09.869 | 41.355 | 43.984 | 44.530 | 208.8 | 4:24.153 | 2 | 2:13.482 | 43.160 | 44.341 | 45.981 | 180.0 | 4:36.487 |
| 3 | 2:10.675 | 41.759 | 44.136 | 44.780 | 209.3 | 6:34.828 | 3 | 2:12.899 | 42.010 | 45.280 | 45.609 | 210.5 | 6:49.386 |
| 4 | 2:13.136 | 42.607 | 45.348 | 45.181 | 207.6 | 8:47.964 | 4 | 2:11.880 | 41.787 | 43.935 | 46.158 | 214.2 | 9:01.266 |
| 5 | 2:14.270 | 42.959 | 46.016 | 45.295 | 210.9 | 11:02.234 | 5 | 2:19.987 | 47.495 | 45.863 | 46.629 | 213.4 | 11:21.253 |
| 6 | 2:12.872 | 43.158 | 44.397 | 45.317 | 203.7 | 13:15.106 | 6 | 2:14.381 | 42.526 | 44.929 | 46.926 | 212.1 | 13:35.634 |
| 7 | 2:27.630 | 42.679 | 43.784 | 1:01.167 | 206.8 | 15:42.736 | 7 | 2:18.483 | 42.911 | 44.958 | 50.614 | 213.4 | 15:54.117 |
| 8 | 3:38.595 | 1:30.552 | 1:12.091 | 55.952 | 116.0 | 19:21.331 | 8 | 3:35.532 | 1:24.480 | 1:12.918 | 58.134 | 127.2 | 19:29.649 |
| 9 | 2:10.344 | 42.264 | 43.282 | 44.798 | 215.1 | 21:31.675 | 9 | 2:14.144 | 42.723 | 44.253 | 47.168 | 211.3 | 21:43.793 |
| 10 | 2:09.890 | 41.851 | 43.545 | 44.494 | 206.8 | 23:41.565 | 10 | 2:10.695 | 41.910 | 43.680 | 45.105 | 214.7 | 23:54.488 |
| 11 | 2:10.671 | 42.043 | 43.668 | 44.960 | 209.3 | 25:52.236 | 11 | 2:11.649 | 42.129 | 44.224 | 45.296 | 208.4 | 26:06.137 |
| 12 | 2:11.808 | 41.756 | 45.027 | 45.025 | 210.1 | 28:04.044 | 12 | 2:11.241 | 42.078 | 43.761 | 45.402 | 214.7 | 28:17.378 |

21

Bruno Aveque

AS **26**

Bruno Fouré

BS

CCF

CCF

| Lap D | Time | Sector 1 | Sector 2 | Sector 3 | T. Spd | Elapsed | Lap D | Time | Sector 1 | Sector 2 | Sector 3 | T. Spd | Elapsed |
|-------|-----------------|---------------|---------------|---------------|--------|-----------|----------------------------|-----------------|---------------|---------------|---------------|--------|-----------|
| 1 | 2:15.467 | 46.596 | 44.336 | 44.535 | 170.0 | 2:15.467 | 1 | 2:22.234 | 50.036 | 46.156 | 46.042 | 160.0 | 2:22.234 |
| 2 | 2:10.362 | 41.673 | 44.196 | 44.493 | 207.6 | 4:25.829 | 2 | 2:13.179 | 42.884 | 44.396 | 45.899 | 191.4 | 4:35.413 |
| 3 | 2:11.019 | 41.651 | 43.541 | 45.827 | 200.7 | 6:36.848 | 3 | 2:14.647 | 42.364 | 45.964 | 46.319 | 192.8 | 6:50.060 |
| 4 | 2:10.208 | 41.428 | 44.191 | 44.589 | 205.3 | 8:47.056 | 4 | 2:11.362 | 42.348 | 43.737 | 45.277 | 183.9 | 9:01.422 |
| 5 | 2:10.083 | 41.465 | 44.035 | 44.583 | 207.6 | 10:57.139 | 5 | 2:20.329 | 47.516 | 46.220 | 46.593 | 191.8 | 11:21.751 |
| 6 | 2:09.674 | 41.595 | 43.508 | 44.571 | 211.3 | 13:06.813 | 6 | 2:14.393 | 42.914 | 45.412 | 46.067 | 190.4 | 13:36.144 |
| 7 | 2:25.573 | 41.274 | 43.559 | 1:00.740 | 210.1 | 15:32.386 | 29 Eric Moussier AS | | | | | | IND |
| 8 | 3:40.496 | 1:32.759 | 1:10.870 | 56.867 | 70.7 | 19:12.882 | | | | | | | IND |
| 9 | 2:12.012 | 41.516 | 43.796 | 46.700 | 211.3 | 21:24.894 | 1 | 2:11.539 | 42.906 | 43.987 | 44.646 | 178.2 | 2:11.539 |
| 10 | 2:10.633 | 41.262 | 44.143 | 45.228 | 214.2 | 23:35.527 | 2 | 2:11.008 | 41.894 | 44.052 | 45.062 | 212.1 | 4:22.547 |
| 11 | 2:12.131 | 42.279 | 44.625 | 45.227 | 214.2 | 25:47.658 | 3 | 2:10.285 | 41.576 | 43.978 | 44.731 | 197.4 | 6:32.832 |
| 12 | 2:12.080 | 41.814 | 44.496 | 45.770 | 215.5 | 27:59.738 | 4 | 2:12.229 | 42.055 | 44.533 | 45.641 | 208.0 | 8:45.061 |

23

Pascal Wehrlen

AS

PALM

| Lap D | Time | Sector 1 | Sector 2 | Sector 3 | T. Spd | Elapsed | Lap D | Time | Sector 1 | Sector 2 | Sector 3 | T. Spd | Elapsed |
|-------|-----------------|---------------|---------------|---------------|--------|-----------|-------------------------------------|-----------------|---------------|---------------|---------------|--------|-----------|
| 1 | 2:11.304 | 42.722 | 43.944 | 44.638 | 176.4 | 2:11.304 | 5 | 2:10.585 | 41.458 | 43.907 | 45.220 | 208.8 | 10:55.646 |
| 2 | 2:10.621 | 41.606 | 44.343 | 44.672 | 210.9 | 4:21.925 | 6 | 2:10.504 | 41.633 | 43.643 | 45.228 | 206.8 | 13:06.150 |
| 3 | 2:10.272 | 41.818 | 44.115 | 44.339 | 210.9 | 6:32.197 | 7 | 2:25.344 | 41.383 | 43.838 | 1:00.123 | 215.1 | 15:31.494 |
| 4 | 2:09.737 | 42.350 | 43.103 | 44.284 | 214.7 | 8:41.934 | 8 | 3:40.697 | 1:32.924 | 1:11.003 | 56.770 | 73.5 | 19:12.191 |
| 5 | 2:10.111 | 41.716 | 43.596 | 44.799 | 213.8 | 10:52.045 | 9 | 2:09.695 | 41.031 | 43.718 | 44.946 | 208.8 | 21:21.886 |
| 6 | 2:08.546 | 41.410 | 42.760 | 44.376 | 210.9 | 13:00.591 | 10 | 2:09.053 | 41.266 | 43.373 | 44.414 | 208.8 | 23:30.939 |
| 7 | 2:25.526 | 41.459 | 43.725 | 1:00.342 | 210.9 | 15:26.117 | 11 | 2:09.951 | 41.310 | 44.112 | 44.529 | 208.8 | 25:40.890 |
| 8 | 3:39.235 | 1:33.087 | 1:09.915 | 56.233 | 80.2 | 19:05.352 | 12 | 2:10.470 | 41.623 | 43.777 | 45.070 | 196.0 | 27:51.360 |
| 9 | 2:09.204 | 41.018 | 43.547 | 44.639 | 210.5 | 21:14.556 | 32 Jean Pierre Mignatelli BS | | | | | | CCF |
| 10 | 2:09.315 | 40.963 | 44.110 | 44.242 | 212.5 | 23:23.871 | | | | | | | CCF |
| 11 | 2:09.586 | 41.830 | 43.497 | 44.259 | 212.1 | 25:33.457 | 1 | 2:32.086 | 1:00.058 | 45.241 | 46.787 | 133.0 | 2:32.086 |
| 12 | 2:11.375 | 41.698 | 44.585 | 45.092 | 210.5 | 27:44.832 | 2 | 2:14.410 | 42.395 | 45.727 | 46.288 | 216.4 | 4:46.496 |

29

Eric Moussier

AS

IND


32

Jean Pierre Mignatelli

BS

CCF





Autodromo Nazionale Monza
Caterham Cup
Race - 1
Lap Analysis



37

Patrick Dehant

BS **48**

Alain Girardot

BS

DOG RACING

CCF

| Lap D | Time | Sector 1 | Sector 2 | Sector 3 | T. Spd | Elapsed | Lap D | Time | Sector 1 | Sector 2 | Sector 3 | T. Spd | Elapsed |
|-------|-----------------|---------------|---------------|---------------|--------|-----------|-------|-----------------|---------------|---------------|---------------|--------|-----------|
| 1 | 2:23.458 | 51.280 | 46.166 | 46.012 | 158.3 | 2:23.458 | 1 | 2:13.293 | 44.512 | 43.787 | 44.994 | 171.7 | 2:13.293 |
| 2 | 2:12.206 | 42.370 | 44.279 | 45.557 | 186.2 | 4:35.664 | 2 | 2:09.504 | 41.793 | 43.309 | 44.402 | 207.2 | 4:22.797 |
| 3 | 2:12.035 | 42.398 | 44.087 | 45.550 | 185.5 | 6:47.699 | 3 | 2:09.646 | 41.610 | 43.646 | 44.390 | 181.8 | 6:32.443 |
| 4 | 2:12.732 | 41.874 | 45.190 | 45.668 | 210.5 | 9:00.431 | 4 | 2:09.876 | 42.275 | 43.743 | 43.858 | 193.5 | 8:42.319 |
| 5 | 2:13.208 | 42.914 | 44.467 | 45.827 | 210.9 | 11:13.639 | 5 | 2:09.793 | 41.536 | 43.553 | 44.704 | 198.5 | 10:52.112 |
| 6 | 2:13.086 | 42.345 | 44.794 | 45.947 | 209.7 | 13:26.725 | 6 | 2:08.586 | 41.465 | 42.840 | 44.281 | 184.6 | 13:00.698 |
| 7 | 2:20.092 | 42.053 | 45.266 | 52.773 | 212.1 | 15:46.817 | 7 | 2:26.129 | 41.566 | 43.585 | 1:00.978 | 196.3 | 15:26.827 |
| 8 | 3:38.670 | 1:29.035 | 1:12.613 | 57.022 | 129.8 | 19:25.487 | 8 | 3:40.800 | 1:33.645 | 1:11.287 | 55.868 | 79.4 | 19:07.627 |
| 9 | 2:13.710 | 43.251 | 44.225 | 46.234 | 206.8 | 21:39.197 | 9 | 2:09.267 | 41.788 | 43.281 | 44.198 | 209.3 | 21:16.894 |
| 10 | 2:12.219 | 41.983 | 44.487 | 45.749 | 202.6 | 23:51.416 | 10 | 2:07.899 | 41.127 | 42.920 | 43.852 | 211.7 | 23:24.793 |
| 11 | 2:12.381 | 42.109 | 44.823 | 45.449 | 204.5 | 26:03.797 | 11 | 2:08.837 | 41.014 | 43.497 | 44.326 | 213.8 | 25:33.630 |
| 12 | 2:11.727 | 42.324 | 44.047 | 45.356 | 213.0 | 28:15.524 | 12 | 2:11.959 | 41.650 | 44.823 | 45.486 | 202.2 | 27:45.589 |

38

Claude Boueix

BS **57**

Philippe Simon

BS

DOG RACING

PALM

| Lap D | Time | Sector 1 | Sector 2 | Sector 3 | T. Spd | Elapsed | Lap D | Time | Sector 1 | Sector 2 | Sector 3 | T. Spd | Elapsed |
|-------|-----------------|---------------|---------------|---------------|--------|-----------|-------|----------|---------------|----------|----------|--------|-----------|
| 1 | 2:26.950 | 52.890 | 46.103 | 47.957 | 161.6 | 2:26.950 | 1 | 2:24.093 | 51.426 | 46.200 | 46.467 | 163.3 | 2:24.093 |
| 2 | 2:14.927 | 42.717 | 45.840 | 46.370 | 194.5 | 4:41.877 | 2 | 2:13.632 | 42.706 | 44.889 | 46.037 | 184.9 | 4:37.725 |
| 3 | 2:13.879 | 42.077 | 45.047 | 46.755 | 198.1 | 6:55.756 | 3 | 2:13.072 | 42.564 | 44.332 | 46.176 | 190.8 | 6:50.797 |
| 4 | 2:12.590 | 41.825 | 44.878 | 45.887 | 212.5 | 9:08.346 | 4 | 2:13.996 | 42.071 | 45.262 | 46.663 | 200.7 | 9:04.793 |
| 5 | 2:13.759 | 41.769 | 46.011 | 45.979 | 204.5 | 11:22.105 | 5 | 2:15.654 | 43.096 | 46.016 | 46.542 | 211.7 | 11:20.447 |
| 6 | 2:16.119 | 44.082 | 45.387 | 46.650 | 189.4 | 13:38.224 | 6 | 2:15.282 | 43.120 | 45.059 | 47.103 | 197.0 | 13:35.729 |
| 7 | 55.776 | | | | 203.3 | | 7 | 2:22.012 | 44.712 | 45.057 | 52.243 | 207.2 | 15:57.741 |

40

Alexis Gronier

AS

DOG RACING

| Lap D | Time | Sector 1 | Sector 2 | Sector 3 | T. Spd | Elapsed | Lap D | Time | Sector 1 | Sector 2 | Sector 3 | T. Spd | Elapsed |
|-------|-----------------|---------------|---------------|---------------|--------|-----------|-------|-----------------|----------|---------------|---------------|--------|-----------|
| 1 | 2:19.194 | 47.825 | 46.263 | 45.106 | 169.2 | 2:19.194 | 8 | 3:33.252 | 1:21.549 | 1:12.967 | 58.736 | 121.3 | 19:30.993 |
| 2 | 2:10.543 | 41.757 | 43.719 | 45.067 | 183.9 | 4:29.737 | 9 | 2:13.756 | 42.243 | 45.599 | 45.914 | 192.8 | 21:44.749 |
| 3 | 2:10.968 | 41.877 | 43.345 | 45.746 | 206.1 | 6:40.705 | 10 | 2:12.489 | 42.161 | 44.063 | 46.265 | 192.5 | 23:57.238 |
| 4 | 2:09.625 | 41.590 | 43.576 | 44.459 | 197.4 | 8:50.330 | 11 | 2:14.301 | 42.813 | 45.288 | 46.200 | 208.8 | 26:11.539 |
| 5 | 2:10.929 | 41.489 | 44.394 | 45.046 | 215.1 | 11:01.259 | 12 | 2:14.512 | 42.619 | 45.288 | 46.605 | 198.8 | 28:26.051 |
| 6 | 2:11.620 | 42.177 | 44.528 | 44.915 | 193.8 | 13:12.879 | | | | | | | |
| 7 | 2:24.368 | 41.859 | 44.095 | 58.414 | 214.7 | 15:37.247 | | | | | | | |
| 8 | 3:37.546 | 1:31.697 | 1:11.488 | 54.361 | 79.2 | 19:14.793 | | | | | | | |
| 9 | 2:09.726 | 41.625 | 43.101 | 45.000 | 200.0 | 21:24.519 | | | | | | | |
| 10 | 2:11.348 | 41.544 | 44.385 | 45.419 | 216.0 | 23:35.867 | | | | | | | |
| 11 | 2:11.993 | 42.781 | 43.848 | 45.364 | 205.7 | 25:47.860 | | | | | | | |
| 12 | 2:11.967 | 42.101 | 44.170 | 45.696 | 182.4 | 27:59.827 | | | | | | | |

60

Francis Chatelain

AS

PALM

| Lap D | Time | Sector 1 | Sector 2 | Sector 3 | T. Spd | Elapsed | Lap D | Time | Sector 1 | Sector 2 | Sector 3 | T. Spd | Elapsed |
|-------|-----------------|---------------|---------------|---------------|--------|-----------|-------|-----------------|---------------|---------------|---------------|--------|-----------|
| 1 | 2:15.117 | 45.866 | 44.037 | 45.214 | 182.1 | 2:15.117 | 1 | 2:15.117 | 45.866 | 44.037 | 45.214 | 182.1 | 2:15.117 |
| 2 | 2:09.631 | 41.155 | 43.853 | 44.623 | 212.5 | 4:24.748 | 2 | 2:09.631 | 41.155 | 43.853 | 44.623 | 212.5 | 4:24.748 |
| 3 | 2:10.004 | 41.399 | 44.441 | 44.164 | 211.3 | 6:34.752 | 3 | 2:10.004 | 41.399 | 44.441 | 44.164 | 211.3 | 6:34.752 |
| 4 | 2:10.378 | 42.572 | 43.183 | 44.623 | 214.2 | 8:45.130 | 4 | 2:10.378 | 42.572 | 43.183 | 44.623 | 214.2 | 8:45.130 |
| 5 | 2:10.198 | 41.194 | 43.896 | 45.108 | 213.4 | 10:55.328 | 5 | 2:10.198 | 41.194 | 43.896 | 45.108 | 213.4 | 10:55.328 |
| 6 | 2:10.209 | 41.415 | 43.786 | 45.008 | 211.7 | 13:05.537 | 6 | 2:10.209 | 41.415 | 43.786 | 45.008 | 211.7 | 13:05.537 |
| 7 | 2:25.203 | 41.202 | 44.730 | 59.271 | 213.0 | 15:30.740 | 7 | 2:25.203 | 41.202 | 44.730 | 59.271 | 213.0 | 15:30.740 |
| 8 | 3:39.858 | 1:33.278 | 1:10.788 | 55.792 | 77.0 | 19:10.598 | 8 | 3:39.858 | 1:33.278 | 1:10.788 | 55.792 | 77.0 | 19:10.598 |
| 9 | 2:11.397 | 42.004 | 44.389 | 45.004 | 200.7 | 21:21.995 | 9 | 2:11.397 | 42.004 | 44.389 | 45.004 | 200.7 | 21:21.995 |
| 10 | 2:08.487 | 41.135 | 43.092 | 44.260 | 209.7 | 23:30.482 | 10 | 2:08.487 | 41.135 | 43.092 | 44.260 | 209.7 | 23:30.482 |
| 11 | 2:09.874 | 41.280 | 43.963 | 44.631 | 207.2 | 25:40.356 | 11 | 2:09.874 | 41.280 | 43.963 | 44.631 | 207.2 | 25:40.356 |
| 12 | 2:10.357 | 41.328 | 44.277 | 44.752 | 204.1 | 27:50.713 | 12 | 2:10.357 | 41.328 | 44.277 | 44.752 | 204.1 | 27:50.713 |

41

Pascal Meignan

AS

ST ELOI

| Lap D | Time | Sector 1 | Sector 2 | Sector 3 | T. Spd | Elapsed | Lap D | Time | Sector 1 | Sector 2 | Sector 3 | T. Spd | Elapsed |
|-------|-----------------|---------------|---------------|---------------|--------|-----------|-------|-----------------|---------------|---------------|---------------|--------|-----------|
| 1 | 2:20.103 | 48.910 | 45.707 | 45.486 | 163.1 | 2:20.103 | 1 | 2:20.103 | 48.910 | 45.707 | 45.486 | 163.1 | 2:20.103 |
| 2 | 2:12.166 | 42.632 | 44.609 | 44.925 | 177.3 | 4:32.269 | 2 | 2:12.166 | 42.632 | 44.609 | 44.925 | 177.3 | 4:32.269 |
| 3 | 2:10.480 | 41.746 | 44.138 | 44.596 | 184.9 | 6:42.749 | 3 | 2:10.480 | 41.746 | 44.138 | 44.596 | 184.9 | 6:42.749 |
| 4 | 2:11.227 | 41.775 | 44.003 | 45.449 | 196.0 | 8:53.976 | 4 | 2:11.227 | 41.775 | 44.003 | 45.449 | 196.0 | 8:53.976 |
| 5 | 2:11.200 | 42.097 | 44.232 | 44.871 | 192.8 | 11:05.176 | 5 | 2:11.200 | 42.097 | 44.232 | 44.871 | 192.8 | 11:05.176 |
| 6 | 2:12.687 | 42.100 | 44.693 | 45.894 | 200.3 | 13:17.863 | 6 | 2:12.687 | 42.100 | 44.693 | 45.894 | 200.3 | 13:17.863 |
| 7 | 2:26.540 | 41.799 | 44.042 | 1:00.699 | 210.9 | 15:44.403 | 7 | 2:26.540 | 41.799 | 44.042 | 1:00.699 | 210.9 | 15:44.403 |
| 8 | 3:37.422 | 1:29.497 | 1:11.929 | 55.996 | 113.2 | 19:21.825 | 8 | 3:37.422 | 1:29.497 | 1:11.929 | 55.996 | 113.2 | 19:21.825 |
| 9 | 2:10.303 | 41.879 | 43.758 | 44.666 | 182.4 | 21:32.128 | 9 | 2:10.303 | 41.879 | 43.758 | 44.666 | 182.4 | 21:32.128 |
| 10 | 2:10.287 | 41.599 | 44.022 | 44.666 | 187.8 | 23:42.415 | 10 | 2:10.287 | 41.599 | 44.022 | 44.666 | 187.8 | 23:42.415 |
| 11 | 2:10.837 | 41.821 | 44.123 | 44.893 | 194.9 | 25:53.252 | 11 | 2:10.837 | 41.821 | 44.123 | 44.893 | 194.9 | 25:53.252 |
| 12 | 2:11.019 | 41.616 | 44.303 | 45.100 | 203.0 | 28:04.271 | 12 | 2:11.019 | 41.616 | 44.303 | 45.100 | 203.0 | 28:04.271 |





Autodromo Nazionale Monza
Caterham Cup
Race - 1
Lap Analysis



61 Michel Cloud BS **75** Alexandre Pinto AS
CCF ST ELOI

| Lap D | Time | Sector 1 | Sector 2 | Sector 3 | T. Spd | Elapsed | Lap D | Time | Sector 1 | Sector 2 | Sector 3 | T. Spd | Elapsed |
|-------|----------|----------|----------|----------|--------|-----------|-------|----------|----------|----------|----------|--------|-----------|
| 1 | 2:24.267 | 51.971 | 46.070 | 46.226 | 157.8 | 2:24.267 | 1 | 2:19.693 | 48.267 | 45.707 | 45.719 | 171.4 | 2:19.693 |
| 2 | 2:13.878 | 42.320 | 45.092 | 46.466 | 194.9 | 4:38.145 | 2 | 2:10.601 | 41.706 | 43.793 | 45.102 | 193.2 | 4:30.294 |
| 3 | 2:13.558 | 42.740 | 44.533 | 46.285 | 201.4 | 6:51.703 | 3 | 2:10.733 | 41.955 | 43.752 | 45.026 | 192.8 | 6:41.027 |
| 4 | 2:13.317 | 41.826 | 45.074 | 46.417 | 202.2 | 9:05.020 | 4 | 2:10.811 | 41.743 | 44.013 | 45.055 | 185.5 | 8:51.838 |
| 5 | 2:15.894 | 43.079 | 46.090 | 46.725 | 208.8 | 11:20.914 | 5 | 2:12.663 | 42.450 | 44.186 | 46.027 | 186.8 | 11:04.501 |
| 6 | 2:15.206 | 43.089 | 45.442 | 46.675 | 197.8 | 13:36.120 | 6 | 2:10.074 | 41.451 | 43.840 | 44.783 | 205.3 | 13:14.575 |
| 7 | 2:22.243 | 46.032 | 46.049 | 50.162 | 204.9 | 15:58.363 | 7 | 2:27.011 | 41.348 | 43.928 | 1:01.735 | 210.1 | 15:41.586 |
| 8 | 3:33.643 | 1:21.570 | 1:12.989 | 59.084 | 130.9 | 19:32.006 | 8 | 3:37.746 | 1:30.852 | 1:11.944 | 54.950 | 98.0 | 19:19.332 |
| 9 | 2:15.394 | 42.877 | 45.830 | 46.687 | 204.9 | 21:47.400 | 9 | 2:10.742 | 41.909 | 43.777 | 45.056 | 194.9 | 21:30.074 |
| 10 | 2:13.528 | 42.382 | 45.138 | 46.008 | 210.5 | 24:00.928 | 10 | 2:10.071 | 41.686 | 43.968 | 44.417 | 190.1 | 23:40.145 |
| 11 | 2:14.567 | 42.043 | 45.594 | 46.930 | 211.3 | 26:15.495 | 11 | 2:12.057 | 41.499 | 44.892 | 45.666 | 197.4 | 25:52.202 |
| 12 | 2:15.400 | 43.047 | 45.743 | 46.610 | 209.3 | 28:30.895 | 12 | 2:11.796 | 41.758 | 44.258 | 45.780 | 205.3 | 28:03.998 |

69 Tone Le AS **87** Yann Gasparini AS
CCF ST ELOI

| Lap D | Time | Sector 1 | Sector 2 | Sector 3 | T. Spd | Elapsed | Lap D | Time | Sector 1 | Sector 2 | Sector 3 | T. Spd | Elapsed |
|-------|----------|----------|----------|----------|--------|-----------|-------|----------|----------|----------|----------|--------|-----------|
| 1 | 2:16.222 | 46.908 | 44.334 | 44.980 | 166.6 | 2:16.222 | 1 | 2:24.714 | 52.544 | 46.233 | 45.937 | 166.1 | 2:24.714 |
| 2 | 2:10.155 | 42.187 | 43.867 | 44.101 | 193.5 | 4:26.377 | 2 | 2:14.111 | 42.714 | 44.886 | 46.511 | 184.9 | 4:38.825 |
| 3 | 2:09.985 | 41.033 | 43.438 | 45.514 | 204.5 | 6:36.362 | 3 | 2:12.950 | 42.338 | 44.653 | 45.959 | 195.2 | 6:51.775 |
| 4 | 2:10.410 | 41.384 | 44.381 | 44.645 | 201.1 | 8:46.772 | 4 | 2:13.342 | 42.485 | 44.486 | 46.371 | 193.2 | 9:05.117 |
| 5 | 2:10.878 | 42.753 | 43.412 | 44.713 | 193.8 | 10:57.650 | 5 | 2:16.428 | 43.840 | 45.792 | 46.796 | 197.0 | 11:21.545 |
| 6 | 2:10.003 | 41.828 | 43.557 | 44.618 | 200.7 | 13:07.653 | 6 | 2:16.414 | 44.393 | 45.369 | 46.652 | 190.4 | 13:37.959 |
| 7 | 2:28.209 | 42.075 | 44.405 | 1:01.729 | 203.7 | 15:35.862 | | | | | | | |
| 8 | 3:37.690 | 1:31.113 | 1:11.362 | 55.215 | 84.0 | 19:13.552 | | | | | | | |
| 9 | 2:28.914 | 41.635 | 43.256 | 1:04.023 | 200.3 | 21:42.466 | | | | | | | |
| 10 | 2:11.496 | 42.144 | 43.999 | 45.353 | 206.8 | 23:53.962 | | | | | | | |
| 11 | 2:10.769 | 41.618 | 43.767 | 45.384 | 208.8 | 26:04.731 | | | | | | | |
| 12 | 2:10.828 | 42.141 | 44.112 | 44.575 | 194.5 | 28:15.559 | | | | | | | |

72 Nicolas Cottancin AS **92** Olivier Loï AS
CCF ST ELOI

| Lap D | Time | Sector 1 | Sector 2 | Sector 3 | T. Spd | Elapsed | Lap D | Time | Sector 1 | Sector 2 | Sector 3 | T. Spd | Elapsed |
|-------|----------|----------|----------|----------|--------|----------|-------|------------|----------|----------|----------|--------|----------|
| 1 | 2:27.185 | 53.906 | 46.009 | 47.270 | 151.8 | 2:27.185 | 1 | 2:20.841 | 49.585 | 45.558 | 45.698 | 166.4 | 2:20.841 |
| 2 | 2:13.109 | 42.600 | 45.079 | 45.430 | 188.1 | 4:40.294 | 2 | 2:11.185 | 42.065 | 44.495 | 44.625 | 193.8 | 4:32.026 |
| 3 | 2:12.622 | 42.645 | 43.989 | 45.988 | 185.8 | 6:52.916 | 3 | 2:35.959 P | 42.137 | 45.523 | 1:08.299 | 215.1 | 7:07.985 |

72 Nicolas Cottancin AS **96** Hervé Cordel AS
CCF ST ELOI

| Lap D | Time | Sector 1 | Sector 2 | Sector 3 | T. Spd | Elapsed | Lap D | Time | Sector 1 | Sector 2 | Sector 3 | T. Spd | Elapsed |
|-------|----------|----------|----------|----------|--------|-----------|-------|------------|----------|----------|----------|--------|-----------|
| 1 | 2:27.185 | 53.906 | 46.009 | 47.270 | 151.8 | 2:27.185 | 1 | 2:14.722 | 45.355 | 43.869 | 45.498 | 183.9 | 2:14.722 |
| 2 | 2:13.109 | 42.600 | 45.079 | 45.430 | 188.1 | 4:40.294 | 2 | 2:10.833 | 41.384 | 43.973 | 45.476 | 213.0 | 4:25.555 |
| 3 | 2:12.622 | 42.645 | 43.989 | 45.988 | 185.8 | 6:52.916 | 3 | 2:10.414 | 41.316 | 43.762 | 45.336 | 210.9 | 6:35.969 |
| 4 | 2:13.754 | 43.047 | 44.760 | 45.947 | 204.5 | 9:06.670 | 4 | 2:11.185 | 41.471 | 45.357 | 44.357 | 216.4 | 8:47.154 |
| 5 | 2:15.507 | 42.800 | 46.312 | 46.395 | 212.5 | 11:22.177 | 5 | 2:09.817 | 41.352 | 43.430 | 45.035 | 216.4 | 10:56.971 |
| 6 | 2:14.391 | 43.771 | 44.928 | 45.692 | 186.8 | 13:36.568 | 6 | 2:09.838 | 41.781 | 43.744 | 44.313 | 211.3 | 13:06.809 |
| 7 | 2:22.153 | 46.114 | 46.264 | 49.775 | 196.7 | 15:58.721 | 7 | 2:27.645 | 41.326 | 43.996 | 1:02.323 | 212.1 | 15:34.454 |
| 8 | 3:34.026 | 1:22.040 | 1:12.703 | 59.283 | 112.7 | 19:32.747 | 8 | 3:38.515 | 1:31.553 | 1:11.492 | 55.470 | 88.8 | 19:12.969 |
| 9 | 2:11.753 | 42.317 | 44.094 | 45.342 | 187.1 | 21:44.500 | 9 | 3:05.238 P | 40.842 | 43.702 | 1:40.694 | 215.5 | 22:18.207 |
| 10 | 2:13.985 | 44.302 | 44.076 | 45.607 | 186.5 | 23:58.485 | | | | | | | |
| 11 | 2:12.712 | 42.275 | 44.555 | 45.882 | 200.7 | 26:11.197 | | | | | | | |
| 12 | 2:14.112 | 43.330 | 44.868 | 45.914 | 184.9 | 28:25.309 | | | | | | | |

72 Nicolas Cottancin AS **98** Olivier Guerin AS
CCF ST ELOI

| Lap D | Time | Sector 1 | Sector 2 | Sector 3 | T. Spd | Elapsed | Lap D | Time | Sector 1 | Sector 2 | Sector 3 | T. Spd | Elapsed |
|-------|----------|----------|----------|----------|--------|-----------|-------|------------|----------|----------|----------|--------|-----------|
| 1 | 2:27.185 | 53.906 | 46.009 | 47.270 | 151.8 | 2:27.185 | 1 | 2:14.722 | 45.355 | 43.869 | 45.498 | 183.9 | 2:14.722 |
| 2 | 2:13.109 | 42.600 | 45.079 | 45.430 | 188.1 | 4:40.294 | 2 | 2:10.833 | 41.384 | 43.973 | 45.476 | 213.0 | 4:25.555 |
| 3 | 2:12.622 | 42.645 | 43.989 | 45.988 | 185.8 | 6:52.916 | 3 | 2:10.414 | 41.316 | 43.762 | 45.336 | 210.9 | 6:35.969 |
| 4 | 2:13.754 | 43.047 | 44.760 | 45.947 | 204.5 | 9:06.670 | 4 | 2:11.185 | 41.471 | 45.357 | 44.357 | 216.4 | 8:47.154 |
| 5 | 2:15.507 | 42.800 | 46.312 | 46.395 | 212.5 | 11:22.177 | 5 | 2:09.817 | 41.352 | 43.430 | 45.035 | 216.4 | 10:56.971 |
| 6 | 2:14.391 | 43.771 | 44.928 | 45.692 | 186.8 | 13:36.568 | 6 | 2:09.838 | 41.781 | 43.744 | 44.313 | 211.3 | 13:06.809 |
| 7 | 2:22.153 | 46.114 | 46.264 | 49.775 | 196.7 | 15:58.721 | 7 | 2:27.645 | 41.326 | 43.996 | 1:02.323 | 212.1 | 15:34.454 |
| 8 | 3:34.026 | 1:22.040 | 1:12.703 | 59.283 | 112.7 | 19:32.747 | 8 | 3:38.515 | 1:31.553 | 1:11.492 | 55.470 | 88.8 | 19:12.969 |
| 9 | 2:11.753 | 42.317 | 44.094 | 45.342 | 187.1 | 21:44.500 | 9 | 3:05.238 P | 40.842 | 43.702 | 1:40.694 | 215.5 | 22:18.207 |
| 10 | 2:13.985 | 44.302 | 44.076 | 45.607 | 186.5 | 23:58.485 | | | | | | | |
| 11 | 2:12.712 | 42.275 | 44.555 | 45.882 | 200.7 | 26:11.197 | | | | | | | |
| 12 | 2:14.112 | 43.330 | 44.868 | 45.914 | 184.9 | 28:25.309 | | | | | | | |





Autodromo Nazionale Monza

Caterham Cup

Race - 1

Lap Analysis



99

Loic Martinez

BS

CCF

| Lap | D | Time | Sector 1 | Sector 2 | Sector 3 | T. Spd | Elapsed |
|-----|---|----------|----------|----------|----------|--------|-----------|
| 1 | | 2:18.734 | 48.545 | 45.438 | 44.751 | 173.0 | 2:18.734 |
| 2 | | 2:10.961 | 41.988 | 44.075 | 44.898 | 195.6 | 4:29.695 |
| 3 | | 2:10.552 | 42.429 | 43.445 | 44.678 | 191.8 | 6:40.247 |
| 4 | | 2:11.023 | 42.158 | 44.115 | 44.750 | 190.4 | 8:51.270 |
| 5 | | 2:10.569 | 42.048 | 43.702 | 44.819 | 201.4 | 11:01.839 |
| 6 | | 2:10.686 | 41.870 | 44.032 | 44.784 | 203.3 | 13:12.525 |
| 7 | | 2:27.904 | 42.667 | 44.366 | 1:00.871 | 204.1 | 15:40.429 |
| 8 | | 3:37.866 | 1:31.127 | 1:12.271 | 54.468 | 93.3 | 19:18.295 |
| 9 | | 2:11.295 | 42.067 | 44.131 | 45.097 | 197.8 | 21:29.590 |
| 10 | | 2:10.103 | 42.062 | 43.547 | 44.494 | 205.7 | 23:39.693 |
| 11 | | 2:11.966 | 41.758 | 44.880 | 45.328 | 205.3 | 25:51.659 |
| 12 | | 2:12.006 | 41.998 | 44.540 | 45.468 | 207.2 | 28:03.665 |

233


Gilles Charpentier

AS

CCF

| Lap | D | Time | Sector 1 | Sector 2 | Sector 3 | T. Spd | Elapsed |
|-----|---|----------|----------|----------|----------|--------|-----------|
| 1 | | 2:26.446 | 53.304 | 46.337 | 46.805 | 150.6 | 2:26.446 |
| 2 | | 2:13.063 | 42.414 | 44.792 | 45.857 | 191.4 | 4:39.509 |
| 3 | | 2:13.358 | 42.596 | 44.698 | 46.064 | 173.3 | 6:52.867 |
| 4 | | 2:13.780 | 43.085 | 44.756 | 45.939 | 184.9 | 9:06.647 |
| 5 | | 2:14.687 | 42.871 | 45.600 | 46.216 | 206.5 | 11:21.334 |
| 6 | | 2:15.793 | 43.266 | 46.484 | 46.043 | 196.3 | 13:37.127 |
| 7 | | 2:21.817 | 45.723 | 46.723 | 49.371 | 194.5 | 15:58.944 |
| 8 | | 3:34.479 | 1:22.522 | 1:12.567 | 59.390 | 100.8 | 19:33.423 |
| 9 | | 2:15.409 | 42.324 | 47.401 | 45.684 | 188.4 | 21:48.832 |
| 10 | | | 42.243 | | | 188.1 | |





Autodromo Nazionale Monza
Caterham Cup
Race - 1
Analysis by Lap



| Num | Lap Time | Gap | Num | Lap Time | Gap | Num | Lap Time | Gap | Num | Lap Time | Gap | Num | Lap Time | Gap |
|-------------------------|----------|--------|-------------------------|----------|--------|-------------------------|----------|--------|-------------------------|----------|--------|--------------|-----------------|------------|
| Lap 1 | | | | | | | | | | | | | | |
| 6 | 2:11.243 | | 23 | 2:10.621 | 00.165 | 7 | 2:09.323 | 01.062 | 69 | 2:10.410 | 05.224 | 40 | 2:10.929 | 10.399 |
| 23 | 2:11.304 | 00.061 | 29 | 2:11.008 | 00.787 | 15 | 2:09.607 | 01.378 | 3 | 2:10.723 | 05.239 | 12 | 2:13.255 | 10.572 |
| 29 | 2:11.539 | 00.296 | 48 | 2:09.504 | 01.037 | 60 | 2:10.004 | 02.811 | 21 | 2:10.208 | 05.508 | 99 | 2:10.569 | 10.979 |
| 9 | 2:11.771 | 00.528 | 7 | 2:10.377 | 01.920 | 20 | 2:10.675 | 02.887 | 98 | 2:11.185 | 05.606 | 20 | 2:14.270 | 11.374 |
| 48 | 2:13.293 | 02.050 | 15 | 2:09.897 | 01.952 | 98 | 2:10.414 | 04.028 | 20 | 2:13.136 | 06.416 | 16 | 2:10.955 | 11.883 |
| 7 | 2:13.303 | 02.060 | 20 | 2:09.869 | 02.393 | 3 | 2:10.812 | 04.123 | 12 | 2:11.046 | 06.629 | 75 | 2:12.663 | 13.641 |
| 15 | 2:13.815 | 02.572 | 60 | 2:09.631 | 02.988 | 69 | 2:09.985 | 04.421 | 40 | 2:09.625 | 08.782 | 41 | 2:11.200 | 14.316 |
| 20 | 2:14.284 | 03.041 | 3 | 2:09.914 | 03.492 | 21 | 2:11.019 | 04.907 | 99 | 2:11.023 | 09.722 | 4 | 2:13.699 | 14.376 |
| 98 | 2:14.722 | 03.479 | 98 | 2:10.833 | 03.795 | 12 | 2:10.876 | 05.190 | 4 | 2:11.112 | 09.989 | 37 | 2:13.208 | 22.779 |
| 60 | 2:15.117 | 03.874 | 21 | 2:10.362 | 04.069 | 99 | 2:10.552 | 08.306 | 16 | 2:10.234 | 10.240 | 5 | 2:13.195 | 23.070 |
| 3 | 2:15.338 | 04.095 | 12 | 2:10.432 | 04.495 | 4 | 2:12.219 | 08.484 | 75 | 2:10.811 | 10.290 | 17 | 2:14.504 | 24.268 |
| 21 | 2:15.467 | 04.224 | 69 | 2:10.155 | 04.617 | 40 | 2:10.968 | 08.764 | 41 | 2:11.227 | 12.428 | 11 | 2:14.477 | 24.884 |
| 12 | 2:15.823 | 04.580 | 4 | 2:11.162 | 06.446 | 75 | 2:10.733 | 09.086 | 37 | 2:12.732 | 18.883 | 57 | 2:15.654 | 29.587 |
| 69 | 2:16.222 | 04.979 | 99 | 2:10.961 | 07.935 | 16 | 2:10.712 | 09.613 | 17 | 2:13.700 | 19.076 | 61 | 2:15.894 | 30.054 |
| 4 | 2:17.044 | 05.801 | 40 | 2:10.543 | 07.977 | 41 | 2:10.480 | 10.808 | 5 | 2:13.538 | 19.187 | 24 | 2:19.987 | 30.393 |
| 99 | 2:18.734 | 07.491 | 75 | 2:10.601 | 08.534 | 17 | 2:12.456 | 14.983 | 24 | 2:11.880 | 19.718 | 233 | 2:14.687 | 30.474 |
| 40 | 2:19.194 | 07.951 | 16 | 2:10.780 | 09.082 | 5 | 2:12.563 | 15.256 | 11 | 2:12.629 | 19.719 | 87 | 2:16.428 | 30.685 |
| 75 | 2:19.693 | 08.450 | 96 | 2:11.185 | 10.266 | 37 | 2:12.035 | 15.758 | 26 | 2:11.362 | 19.874 | 26 | 2:20.329 | 30.891 |
| 16 | 2:20.062 | 08.819 | 41 | 2:12.166 | 10.509 | 11 | 2:12.830 | 16.697 | 57 | 2:13.996 | 23.245 | 38 | 2:13.759 | 31.245 |
| 41 | 2:20.103 | 08.860 | 17 | 2:12.031 | 12.708 | 24 | 2:12.899 | 17.445 | 61 | 2:13.317 | 23.472 | 72 | 2:15.507 | 31.317 |
| 96 | 2:20.841 | 09.598 | 5 | 2:13.131 | 12.874 | 26 | 2:14.647 | 18.119 | 87 | 2:13.342 | 23.569 | 32 | 2:12.229 | 34.723 |
| 5 | 2:21.503 | 10.260 | 26 | 2:13.179 | 13.653 | 57 | 2:13.072 | 18.856 | 233 | 2:13.780 | 25.099 | 2 | 2:20.664 | 54.978 |
| 26 | 2:22.234 | 10.991 | 37 | 2:12.206 | 13.904 | 61 | 2:13.558 | 19.762 | 72 | 2:13.754 | 25.122 | Num | Lap Time | Gap |
| 17 | 2:22.437 | 11.194 | 11 | 2:12.907 | 14.048 | 87 | 2:12.950 | 19.834 | 38 | 2:12.590 | 26.798 | Lap 6 | | |
| 11 | 2:22.901 | 11.658 | 24 | 2:13.482 | 14.727 | 233 | 2:13.358 | 20.926 | 32 | 2:13.094 | 31.806 | 6 | 2:09.201 | |
| 24 | 2:23.005 | 11.762 | 57 | 2:13.632 | 15.965 | 72 | 2:12.622 | 20.975 | 2 | 2:18.958 | 43.626 | 9 | 2:09.426 | 00.004 |
| 37 | 2:23.458 | 12.215 | 61 | 2:13.878 | 16.385 | 38 | 2:13.879 | 23.815 | Num Lap Time Gap | | | 23 | 2:08.546 | 00.309 |
| 57 | 2:24.093 | 12.850 | 87 | 2:14.111 | 17.065 | 32 | 2:13.764 | 28.319 | Lap 5 | | | 48 | 2:08.586 | 00.416 |
| 61 | 2:24.267 | 13.024 | 233 | 2:13.063 | 17.749 | 2 | 2:17.914 | 34.275 | 9 | 2:09.312 | | 15 | 2:09.561 | 04.283 |
| 87 | 2:24.714 | 13.471 | 72 | 2:13.109 | 18.534 | 96 | 2:35.959 | 36.044 | 6 | 2:09.522 | 00.221 | 7 | 2:10.289 | 04.921 |
| 233 | 2:26.446 | 15.203 | 38 | 2:14.927 | 20.117 | Num Lap Time Gap | | | 23 | 2:10.111 | 01.185 | 60 | 2:10.209 | 05.255 |
| 38 | 2:26.950 | 15.707 | 32 | 2:14.410 | 24.736 | Lap 4 | | | 48 | 2:09.793 | 01.252 | 3 | 2:09.922 | 05.359 |
| 72 | 2:27.185 | 15.942 | 2 | 2:17.648 | 26.542 | 9 | 2:09.607 | | 7 | 2:10.206 | 04.054 | 29 | 2:10.504 | 05.868 |
| 2 | 2:30.654 | 19.411 | Num Lap Time Gap | | | 6 | 2:09.618 | 00.011 | 15 | 2:09.656 | 04.144 | 98 | 2:09.838 | 06.527 |
| 32 | 2:32.086 | 20.843 | Lap 3 | | | 23 | 2:09.737 | 00.386 | 60 | 2:10.198 | 04.468 | 21 | 2:09.674 | 06.531 |
| Num Lap Time Gap | | | 6 | 2:10.175 | | 48 | 2:09.876 | 00.771 | 29 | 2:10.585 | 04.786 | 69 | 2:10.003 | 07.371 |
| Lap 2 | | | 9 | 2:10.181 | 0 Lap | 7 | 2:11.705 | 03.160 | 3 | 2:08.932 | 04.859 | 99 | 2:10.686 | 12.243 |
| 9 | 2:09.989 | | 23 | 2:10.272 | 00.256 | 29 | 2:12.229 | 03.513 | 98 | 2:09.817 | 06.111 | 12 | 2:11.214 | 12.364 |
| 6 | 2:10.523 | 00.006 | 48 | 2:09.646 | 00.502 | 60 | 2:10.378 | 03.582 | 21 | 2:10.083 | 06.279 | 40 | 2:11.620 | 12.597 |
| | | | 29 | 2:10.285 | 00.891 | 15 | 2:12.029 | 03.800 | 69 | 2:10.878 | 06.790 | 16 | 2:10.457 | 12.918 |






Autodromo Nazionale Monza
Caterham Cup
Race - 1
Analysis by Lap



| Num | Lap Time | Gap | Num | Lap Time | Gap | Num | Lap Time | Gap | Num | Lap Time | Gap | Num | Lap Time | Gap |
|-------------------------|----------|----------|-------------------------|----------|----------|-------------------------|----------|----------|-------------------------|----------|----------|-------------------------|----------|----------|
| 75 | 2:10.074 | 14.293 | 37 | 2:20.092 | 23.039 | 72 | 3:34.026 | 28.469 | 48 | 2:07.899 | 01.538 | 20 | 2:10.671 | 18.994 |
| 20 | 2:12.872 | 14.824 | 17 | 2:23.341 | 26.183 | 233 | 3:34.479 | 29.145 | 15 | 2:08.168 | 01.869 | 41 | 2:10.837 | 20.010 |
| 41 | 2:12.687 | 17.581 | 11 | 2:26.413 | 29.730 | 2 | 2:31.869 | 41.043 | 3 | 2:09.863 | 06.381 | 4 | 2:13.470 | 26.454 |
| 4 | 2:13.415 | 18.369 | 5 | 2:26.940 | 29.732 | Num Lap Time Gap | | | 7 | 2:11.093 | 06.900 | 37 | 2:12.381 | 30.555 |
| 5 | 2:12.640 | 26.288 | 24 | 2:18.483 | 30.339 | Lap 9 | | | 60 | 2:08.487 | 07.227 | 11 | 2:12.020 | 30.650 |
| 17 | 2:11.492 | 26.338 | 57 | 2:22.012 | 33.963 | 9 | 2:09.476 | | 29 | 2:09.053 | 07.684 | 17 | 2:12.789 | 31.251 |
| 37 | 2:13.086 | 26.443 | 61 | 2:22.243 | 34.585 | 6 | 2:09.780 | 00.022 | 21 | 2:10.633 | 12.272 | 69 | 2:10.769 | 31.489 |
| 11 | 2:11.351 | 26.813 | 72 | 2:22.153 | 34.943 | 23 | 2:09.204 | 00.520 | 12 | 2:10.578 | 12.327 | 24 | 2:11.649 | 32.895 |
| 24 | 2:14.381 | 35.352 | 233 | 2:21.817 | 35.166 | 48 | 2:09.267 | 02.858 | 40 | 2:11.348 | 12.612 | 72 | 2:12.712 | 37.955 |
| 57 | 2:15.282 | 35.447 | 2 | 3:09.994 | 1:49.674 | 15 | 2:08.682 | 02.920 | 99 | 2:10.103 | 16.438 | 57 | 2:14.301 | 38.297 |
| 61 | 2:15.206 | 35.838 | 32 | 3:44.689 | 1:59.394 | 7 | 2:10.448 | 05.026 | 16 | 2:11.348 | 16.535 | 61 | 2:14.567 | 42.253 |
| 26 | 2:14.393 | 35.862 | Num Lap Time Gap | | | 3 | 2:09.602 | 05.737 | 75 | 2:10.071 | 16.890 | 2 | 2:18.972 | 1:10.666 |
| 72 | 2:14.391 | 36.286 | Lap 8 | | | 29 | 2:09.695 | 07.850 | 20 | 2:09.890 | 18.310 | Num Lap Time Gap | | |
| 233 | 2:15.793 | 36.845 | 6 | 3:40.500 | | 60 | 2:11.397 | 07.959 | 41 | 2:10.287 | 19.160 | Lap 12 | | |
| 87 | 2:16.414 | 37.677 | 9 | 3:39.916 | 00.282 | 40 | 2:09.726 | 10.483 | 4 | 2:12.274 | 22.971 | 6 | 2:11.362 | |
| 38 | 2:16.119 | 37.942 | 23 | 3:39.235 | 01.074 | 21 | 2:12.012 | 10.858 | 37 | 2:12.219 | 28.161 | 9 | 2:11.344 | 00.006 |
| 32 | 2:12.900 | 38.201 | 48 | 3:40.800 | 03.349 | 12 | 2:09.581 | 10.968 | 17 | 2:12.307 | 28.449 | 23 | 2:11.375 | 00.228 |
| 2 | 2:17.620 | 1:03.176 | 15 | 3:40.782 | 03.996 | 16 | 2:11.533 | 14.406 | 11 | 2:10.915 | 28.617 | 15 | 2:10.883 | 00.351 |
| Num Lap Time Gap | | | 7 | 3:40.076 | 04.336 | 99 | 2:11.295 | 15.554 | 69 | 2:11.496 | 30.707 | 48 | 2:11.959 | 00.985 |
| Lap 7 | | | 3 | 3:41.048 | 05.893 | 75 | 2:10.742 | 16.038 | 24 | 2:10.695 | 31.233 | 3 | 2:10.775 | 05.985 |
| 6 | 2:23.496 | | 60 | 3:39.858 | 06.320 | 20 | 2:10.344 | 17.639 | 57 | 2:12.489 | 33.983 | 60 | 2:10.357 | 06.109 |
| 9 | 2:24.358 | 00.866 | 29 | 3:40.697 | 07.913 | 41 | 2:10.303 | 18.092 | 72 | 2:13.985 | 35.230 | 7 | 2:10.265 | 06.497 |
| 23 | 2:25.526 | 02.339 | 21 | 3:40.496 | 08.604 | 4 | 2:11.304 | 19.916 | 61 | 2:13.528 | 37.673 | 29 | 2:10.470 | 06.756 |
| 48 | 2:26.129 | 03.049 | 98 | 3:38.515 | 08.691 | 37 | 2:13.710 | 25.161 | 2 | 2:19.069 | 1:01.681 | 21 | 2:12.080 | 15.134 |
| 15 | 2:22.927 | 03.714 | 69 | 3:37.690 | 09.274 | 17 | 2:13.095 | 25.361 | Num Lap Time Gap | | | 12 | 2:12.082 | 15.148 |
| 7 | 2:23.335 | 04.760 | 40 | 3:37.546 | 10.515 | 11 | 2:12.979 | 26.921 | Lap 11 | | | 40 | 2:11.967 | 15.223 |
| 3 | 2:23.482 | 05.345 | 12 | 3:36.915 | 11.145 | 69 | 2:28.914 | 28.430 | 6 | 2:09.980 | | 99 | 2:12.006 | 19.061 |
| 60 | 2:25.203 | 06.962 | 16 | 3:36.850 | 12.631 | 24 | 2:14.144 | 29.757 | 9 | 2:10.011 | 00.024 | 75 | 2:11.796 | 19.394 |
| 29 | 2:25.344 | 07.716 | 99 | 3:37.866 | 14.017 | 72 | 2:11.753 | 30.464 | 23 | 2:09.586 | 00.215 | 20 | 2:11.808 | 19.440 |
| 21 | 2:25.573 | 08.608 | 75 | 3:37.746 | 15.054 | 57 | 2:13.756 | 30.713 | 48 | 2:08.837 | 00.388 | 41 | 2:11.019 | 19.667 |
| 98 | 2:27.645 | 10.676 | 20 | 3:38.595 | 17.053 | 61 | 2:15.394 | 33.364 | 15 | 2:08.948 | 00.830 | 4 | 2:13.484 | 28.576 |
| 69 | 2:28.209 | 12.084 | 41 | 3:37.422 | 17.547 | 5 | 2:18.731 | 34.436 | 3 | 2:10.178 | 06.572 | 37 | 2:11.727 | 30.920 |
| 40 | 2:24.368 | 13.469 | 4 | 3:36.943 | 18.370 | 233 | 2:15.409 | 34.796 | 60 | 2:09.874 | 07.114 | 69 | 2:10.828 | 30.955 |
| 12 | 2:25.862 | 14.730 | 37 | 3:38.670 | 21.209 | 2 | 2:20.546 | 51.831 | 7 | 2:10.681 | 07.594 | 11 | 2:11.746 | 31.034 |
| 16 | 2:26.859 | 16.281 | 17 | 3:36.341 | 22.024 | 98 | 3:05.238 | 1:04.171 | 29 | 2:09.951 | 07.648 | 17 | 2:12.736 | 32.625 |
| 99 | 2:27.904 | 16.651 | 11 | 3:34.470 | 23.700 | Num Lap Time Gap | | | 21 | 2:12.131 | 14.416 | 24 | 2:11.241 | 32.774 |
| 75 | 2:27.011 | 17.808 | 24 | 3:35.532 | 25.371 | Lap 10 | | | 12 | 2:12.088 | 14.428 | 72 | 2:14.112 | 40.705 |
| 20 | 2:27.630 | 18.958 | 5 | 3:36.231 | 25.463 | 9 | 2:09.219 | | 40 | 2:11.993 | 14.618 | 57 | 2:14.512 | 41.447 |
| 41 | 2:26.540 | 20.625 | 57 | 3:33.252 | 26.715 | 6 | 2:09.204 | 00.007 | 99 | 2:11.966 | 18.417 | 61 | 2:15.400 | 46.291 |
| 4 | 2:27.054 | 21.927 | 61 | 3:33.643 | 27.728 | 23 | 2:09.315 | 00.616 | 75 | 2:12.057 | 18.960 | 2 | 2:19.740 | 1:19.044 |





Autodromo Nazionale Monza

Caterham Cup

Race - 1

Best Sectors Results



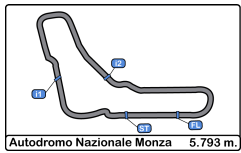
| Sector - 1 | | | | Sector - 2 | | | | Sector - 3 | | | | Ideal Lap vs Best Lap | | | |
|------------|----|------------------------|--------|------------|------------------------|--------|-----|------------------------|---------|------|-----|------------------------|-----------|----------|------|
| Clas | Nº | Driver | Time | Nº | Driver | Time | Nº | Driver | Time | Clas | Nº | Driver | Ideal Lap | Best Lap | Clas |
| 1 | 98 | Olivier Guerin | 40.842 | 15 | Arnaud Mignatelli | 42.707 | 48 | Alain Girardot | 43.852 | 1 | 48 | Alain Girardot | 2:07.706 | 2:07.899 | 1 |
| 2 | 3 | Rémi Sauget | 40.888 | 23 | Pascal Wehrlen | 42.760 | 6 | Antoine Miquel | 43.876 | 2 | 15 | Arnaud Mignatelli | 2:07.923 | 2:08.168 | 2 |
| 3 | 23 | Pascal Wehrlen | 40.963 | 48 | Alain Girardot | 42.840 | 15 | Arnaud Mignatelli | 43.994 | 3 | 3 | Rémi Sauget | 2:07.946 | 2:08.932 | 5 |
| 4 | 48 | Alain Girardot | 41.014 | 9 | Henri Bizet | 42.843 | 69 | Tone Le | 44.101 | 4 | 23 | Pascal Wehrlen | 2:07.965 | 2:08.546 | 4 |
| 5 | 29 | Eric Moussier | 41.031 | 3 | Rémi Sauget | 42.944 | 3 | Rémi Sauget | 44.114 | 5 | 69 | Tone Le | 2:08.390 | 2:09.985 | 15 |
| 6 | 69 | Tone Le | 41.033 | 60 | Francis Chatelain | 43.092 | 60 | Francis Chatelain | 44.164 | 6 | 60 | Francis Chatelain | 2:08.391 | 2:08.487 | 3 |
| 7 | 60 | Francis Chatelain | 41.135 | 40 | Alexis Gronier | 43.101 | 9 | Henri Bizet | 44.192 | 7 | 6 | Antoine Miquel | 2:08.412 | 2:09.201 | 7 |
| 8 | 15 | Arnaud Mignatelli | 41.222 | 6 | Antoine Miquel | 43.173 | 23 | Pascal Wehrlen | 44.242 | 8 | 9 | Henri Bizet | 2:08.457 | 2:09.219 | 8 |
| 9 | 21 | Bruno Aveque | 41.262 | 69 | Tone Le | 43.256 | 16 | Cyrille Baliki | 44.251 | 9 | 98 | Olivier Guerin | 2:08.585 | 2:09.817 | 13 |
| 10 | 7 | Laura Chatelain | 41.340 | 20 | Franck Chahinian | 43.282 | 98 | Olivier Guerin | 44.313 | 10 | 29 | Eric Moussier | 2:08.818 | 2:09.053 | 6 |
| 11 | 75 | Alexandre Pinto | 41.348 | 11 | Frederic Allaire | 43.371 | 29 | Eric Moussier | 44.414 | 11 | 40 | Alexis Gronier | 2:09.049 | 2:09.625 | 11 |
| 12 | 20 | Franck Chahinian | 41.355 | 29 | Eric Moussier | 43.373 | 75 | Alexandre Pinto | 44.417 | 12 | 20 | Franck Chahinian | 2:09.131 | 2:09.869 | 14 |
| 13 | 6 | Antoine Miquel | 41.363 | 7 | Laura Chatelain | 43.380 | 7 | Laura Chatelain | 44.449 | 13 | 7 | Laura Chatelain | 2:09.169 | 2:09.323 | 9 |
| 14 | 9 | Henri Bizet | 41.422 | 98 | Olivier Guerin | 43.430 | 40 | Alexis Gronier | 44.459 | 14 | 21 | Bruno Aveque | 2:09.263 | 2:09.674 | 12 |
| 15 | 12 | Arnaud Griffon | 41.456 | 12 | Arnaud Griffon | 43.445 | 21 | Bruno Aveque | 44.493 | 15 | 16 | Cyrille Baliki | 2:09.453 | 2:10.234 | 18 |
| 16 | 16 | Cyrille Baliki | 41.481 | 99 | Loic Martinez | 43.445 | 20 | Franck Chahinian | 44.494 | 16 | 75 | Alexandre Pinto | 2:09.517 | 2:10.071 | 16 |
| 17 | 40 | Alexis Gronier | 41.489 | 17 | Sylvio Bossi | 43.477 | 99 | Loic Martinez | 44.494 | 17 | 12 | Arnaud Griffon | 2:09.545 | 2:09.581 | 10 |
| 18 | 41 | Pascal Meignan | 41.599 | 21 | Bruno Aveque | 43.508 | 41 | Pascal Meignan | 44.596 | 18 | 99 | Loic Martinez | 2:09.697 | 2:10.103 | 17 |
| 19 | 5 | Pierre Jean Reypin | 41.729 | 92 | Olivier Loï | 43.570 | 4 | Bruno Georgeon | 44.616 | 19 | 41 | Pascal Meignan | 2:09.953 | 2:10.287 | 19 |
| 20 | 17 | Sylvio Bossi | 41.732 | 24 | Henri Charpentier | 43.680 | 96 | Hervé Cordel | 44.625 | 20 | 11 | Frederic Allaire | 2:10.069 | 2:10.915 | 21 |
| 21 | 99 | Loic Martinez | 41.758 | 16 | Cyrille Baliki | 43.721 | 12 | Arnaud Griffon | 44.644 | 21 | 4 | Bruno Georgeon | 2:10.424 | 2:11.112 | 22 |
| 22 | 38 | Claude Boueix | 41.769 | 26 | Bruno Foure | 43.737 | 11 | Frederic Allaire | 44.801 | 22 | 17 | Sylvio Bossi | 2:10.540 | 2:11.492 | 25 |
| 23 | 24 | Henri Charpentier | 41.787 | 75 | Alexandre Pinto | 43.752 | 24 | Henri Charpentier | 45.105 | 23 | 24 | Henri Charpentier | 2:10.572 | 2:10.695 | 20 |
| 24 | 4 | Bruno Georgeon | 41.810 | 41 | Pascal Meignan | 43.758 | 26 | Bruno Foure | 45.277 | 24 | 96 | Hervé Cordel | 2:11.185 | 2:11.185 | 23 |
| 25 | 61 | Michel Cloud | 41.826 | 72 | Nicolas Cottancin | 43.989 | 17 | Sylvio Bossi | 45.331 | 25 | 37 | Patrick Dehant | 2:11.277 | 2:11.727 | 26 |
| 26 | 37 | Patrick Dehant | 41.874 | 4 | Bruno Georgeon | 43.998 | 32 | Jean Pierre Mignatelli | 45.341 | 26 | 26 | Bruno Foure | 2:11.362 | 2:11.362 | 24 |
| 27 | 11 | Frederic Allaire | 41.897 | 37 | Patrick Dehant | 44.047 | 72 | Nicolas Cottancin | 45.342 | 27 | 5 | Pierre Jean Reypin | 2:11.502 | 2:12.563 | 30 |
| 28 | 96 | Hervé Cordel | 42.065 | 57 | Philippe Simon | 44.063 | 37 | Patrick Dehant | 45.356 | 28 | 72 | Nicolas Cottancin | 2:11.606 | 2:11.753 | 27 |
| 29 | 57 | Philippe Simon | 42.071 | 5 | Pierre Jean Reypin | 44.221 | 5 | Pierre Jean Reypin | 45.552 | 29 | 57 | Philippe Simon | 2:12.048 | 2:12.489 | 29 |
| 30 | 23 | Gilles Charpentier | 42.243 | 87 | Yann Gasparini | 44.486 | 233 | Gilles Charpentier | 45.684 | 30 | 32 | Jean Pierre Mignatelli | 2:12.148 | 2:12.229 | 28 |
| 31 | 72 | Nicolas Cottancin | 42.275 | 96 | Hervé Cordel | 44.495 | 38 | Claude Boueix | 45.887 | 31 | 61 | Michel Cloud | 2:12.367 | 2:13.317 | 34 |
| 32 | 32 | Jean Pierre Mignatelli | 42.289 | 32 | Jean Pierre Mignatelli | 44.518 | 57 | Philippe Simon | 45.914 | 32 | 38 | Claude Boueix | 2:12.534 | 2:12.590 | 31 |
| 33 | 87 | Yann Gasparini | 42.338 | 61 | Michel Cloud | 44.533 | 87 | Yann Gasparini | 45.937 | 33 | 233 | Gilles Charpentier | 2:12.625 | 2:13.063 | 33 |
| 34 | 26 | Bruno Foure | 42.348 | 233 | Gilles Charpentier | 44.698 | 61 | Michel Cloud | 46.008 | 34 | 87 | Yann Gasparini | 2:12.761 | 2:12.950 | 32 |
| 35 | 2 | François Jaffredo | 43.015 | 38 | Claude Boueix | 44.878 | 2 | François Jaffredo | 47.906 | 35 | 2 | François Jaffredo | 2:17.431 | 2:17.620 | 35 |
| 36 | 92 | Olivier Loï | 46.599 | 2 | François Jaffredo | 46.510 | 92 | Olivier Loï | Transpo | 36 | 92 | Olivier Loï | Transpo | Transpo | 36 |



Autodromo Nazionale Monza
Caterham Cup
Race - 1
Leader Sequence



| N° | Driver | Team | Class | Start Lap | End Lap | Laps | Total Laps |
|-----------|----------------|-------------|--------------|------------------|----------------|-------------|-------------------|
| 6 | Antoine Miquel | CCF | AS | 1 | 1 | 1 | 1 |
| 9 | Henri Bizet | PALM | AS | 2 | 2 | 1 | 1 |
| 6 | Antoine Miquel | CCF | AS | 3 | 3 | 1 | 2 |
| 9 | Henri Bizet | PALM | AS | 4 | 5 | 2 | 3 |
| 6 | Antoine Miquel | CCF | AS | 6 | 8 | 3 | 5 |
| 9 | Henri Bizet | PALM | AS | 9 | 10 | 2 | 5 |
| 6 | Antoine Miquel | CCF | AS | 11 | 12 | 2 | 7 |



Autodromo Nazionale Monza

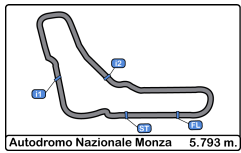
Caterham Cup

Race - 1

Best 5 Lap Times



| Cls | N° | Driver | Team | Class | Best 1 | | Best 2 | | Best 3 | | Best 4 | | Best 5 | |
|-----|----|------------------------|------------|-------|----------|-----|----------|-----|----------|-----|----------|-----|----------|-----|
| | | | | | Time | Lap | Time | Lap | Time | Lap | Time | Lap | Time | Lap |
| 1 | 48 | Alain Girardot | CCF | BS | 2:07.899 | 10 | 2:08.586 | 6 | 2:08.837 | 11 | 2:09.267 | 9 | 2:09.504 | 2 |
| 2 | 15 | Arnaud Mignatelli | CCF | AS | 2:08.168 | 10 | 2:08.682 | 9 | 2:08.948 | 11 | 2:09.561 | 6 | 2:09.607 | 3 |
| 3 | 60 | Francis Chatelain | PALM | AS | 2:08.487 | 10 | 2:09.631 | 2 | 2:09.874 | 11 | 2:10.004 | 3 | 2:10.198 | 5 |
| 4 | 23 | Pascal Wehrlen | PALM | AS | 2:08.546 | 6 | 2:09.204 | 9 | 2:09.315 | 10 | 2:09.586 | 11 | 2:09.737 | 4 |
| 5 | 3 | Rémi Sauget | PALM | AS | 2:08.932 | 5 | 2:09.602 | 9 | 2:09.863 | 10 | 2:09.914 | 2 | 2:09.922 | 6 |
| 6 | 29 | Eric Moussier | IND | AS | 2:09.053 | 10 | 2:09.695 | 9 | 2:09.951 | 11 | 2:10.285 | 3 | 2:10.470 | 12 |
| 7 | 6 | Antoine Miquel | CCF | AS | 2:09.201 | 6 | 2:09.204 | 10 | 2:09.522 | 5 | 2:09.618 | 4 | 2:09.780 | 9 |
| 8 | 9 | Henri Bizet | PALM | AS | 2:09.219 | 10 | 2:09.312 | 5 | 2:09.426 | 6 | 2:09.476 | 9 | 2:09.607 | 4 |
| 9 | 7 | Laura Chatelain | CCF | AS | 2:09.323 | 3 | 2:10.206 | 5 | 2:10.265 | 12 | 2:10.289 | 6 | 2:10.377 | 2 |
| 10 | 12 | Arnaud Griffon | PALM | AS | 2:09.581 | 9 | 2:10.432 | 2 | 2:10.578 | 10 | 2:10.876 | 3 | 2:11.046 | 4 |
| 11 | 40 | Alexis Gronier | DOG RACING | AS | 2:09.625 | 4 | 2:09.726 | 9 | 2:10.543 | 2 | 2:10.929 | 5 | 2:10.968 | 3 |
| 12 | 21 | Bruno Aveque | CCF | AS | 2:09.674 | 6 | 2:10.083 | 5 | 2:10.208 | 4 | 2:10.362 | 2 | 2:10.633 | 10 |
| 13 | 98 | Olivier Guerin | CCF | AS | 2:09.817 | 5 | 2:09.838 | 6 | 2:10.414 | 3 | 2:10.833 | 2 | 2:11.185 | 4 |
| 14 | 20 | Franck Chahinian | PALM | AS | 2:09.869 | 2 | 2:09.890 | 10 | 2:10.344 | 9 | 2:10.671 | 11 | 2:10.675 | 3 |
| 15 | 69 | Tone Le | CCF | AS | 2:09.985 | 3 | 2:10.003 | 6 | 2:10.155 | 2 | 2:10.410 | 4 | 2:10.769 | 11 |
| 16 | 75 | Alexandre Pinto | ST ELOI | AS | 2:10.071 | 10 | 2:10.074 | 6 | 2:10.601 | 2 | 2:10.733 | 3 | 2:10.742 | 9 |
| 17 | 99 | Loic Martinez | CCF | BS | 2:10.103 | 10 | 2:10.552 | 3 | 2:10.569 | 5 | 2:10.686 | 6 | 2:10.961 | 2 |
| 18 | 16 | Cyrille Baliki | PALM | AS | 2:10.234 | 4 | 2:10.457 | 6 | 2:10.712 | 3 | 2:10.780 | 2 | 2:10.955 | 5 |
| 19 | 41 | Pascal Meignan | ST ELOI | AS | 2:10.287 | 10 | 2:10.303 | 9 | 2:10.480 | 3 | 2:10.837 | 11 | 2:11.019 | 12 |
| 20 | 24 | Henri Charpentier | CCF | AS | 2:10.695 | 10 | 2:11.241 | 12 | 2:11.649 | 11 | 2:11.880 | 4 | 2:12.899 | 3 |
| 21 | 11 | Frederic Allaire | ST ELOI | AS | 2:10.915 | 10 | 2:11.351 | 6 | 2:11.746 | 12 | 2:12.020 | 11 | 2:12.629 | 4 |
| 22 | 4 | Bruno Georgeon | ROSSELSP | AS | 2:11.112 | 4 | 2:11.162 | 2 | 2:11.304 | 9 | 2:12.219 | 3 | 2:12.274 | 10 |
| 23 | 96 | Hervé Cordel | CCF | AS | 2:11.185 | 2 | 2:20.841 | 1 | 2:35.959 | 3 | | | | |
| 24 | 26 | Bruno Foure | CCF | BS | 2:11.362 | 4 | 2:13.179 | 2 | 2:14.393 | 6 | 2:14.647 | 3 | 2:20.329 | 5 |
| 25 | 17 | Sylvio Bossi | CCF | BS | 2:11.492 | 6 | 2:12.031 | 2 | 2:12.307 | 10 | 2:12.456 | 3 | 2:12.736 | 12 |
| 26 | 37 | Patrick Dehant | DOG RACING | BS | 2:11.727 | 12 | 2:12.035 | 3 | 2:12.206 | 2 | 2:12.219 | 10 | 2:12.381 | 11 |
| 27 | 72 | Nicolas Cottancin | CCF | AS | 2:11.753 | 9 | 2:12.622 | 3 | 2:12.712 | 11 | 2:13.109 | 2 | 2:13.754 | 4 |
| 28 | 32 | Jean Pierre Mignatelli | CCF | BS | 2:12.229 | 5 | 2:12.900 | 6 | 2:13.094 | 4 | 2:13.764 | 3 | 2:14.410 | 2 |
| 29 | 57 | Philippe Simon | PALM | BS | 2:12.489 | 10 | 2:13.072 | 3 | 2:13.632 | 2 | 2:13.756 | 9 | 2:13.996 | 4 |
| 30 | 5 | Pierre Jean Reypin | ROSSELSP | AS | 2:12.563 | 3 | 2:12.640 | 6 | 2:13.131 | 2 | 2:13.195 | 5 | 2:13.538 | 4 |
| 31 | 38 | Claude Boueix | DOG RACING | BS | 2:12.590 | 4 | 2:13.759 | 5 | 2:13.879 | 3 | 2:14.927 | 2 | 2:16.119 | 6 |
| 32 | 87 | Yann Gasparini | ST ELOI | AS | 2:12.950 | 3 | 2:13.342 | 4 | 2:14.111 | 2 | 2:16.414 | 6 | 2:16.428 | 5 |
| 33 | 23 | Gilles Charpentier | CCF | AS | 2:13.063 | 2 | 2:13.358 | 3 | 2:13.780 | 4 | 2:14.687 | 5 | 2:15.409 | 9 |
| 34 | 61 | Michel Cloud | CCF | BS | 2:13.317 | 4 | 2:13.528 | 10 | 2:13.558 | 3 | 2:13.878 | 2 | 2:14.567 | 11 |
| 35 | 2 | François Jaffredo | ROSSELSP | AS | 2:17.620 | 6 | 2:17.648 | 2 | 2:17.914 | 3 | 2:18.958 | 4 | 2:18.972 | 11 |
| 36 | 92 | Olivier Loï | ST ELOI | AS | | | | | | | | | | |



Autodromo Nazionale Monza

Caterham Cup

Race - 1

Best 5 Top Speeds



| Cls | N° | Driver | Team | Class | Top 1 | | Top 2 | | Top 3 | | Top 4 | | Top 5 | | Avg |
|-----|----|------------------------|------------|-------|-------|-----|-------|-----|-------|-----|-------|-----|-------|-----|-------|
| | | | | | Km/h | Lap | Km/h | Lap | Km/h | Lap | Km/h | Lap | Km/h | Lap | |
| 1 | 32 | Jean Pierre Mignatelli | CCF | BS | 216.4 | 2 | 215.1 | 6 | 213.0 | 5 | 212.5 | 3 | 211.7 | 4 | 213.7 |
| 2 | 98 | Olivier Guerin | CCF | AS | 216.4 | 4 | 216.4 | 5 | 215.5 | 9 | 213.0 | 2 | 212.1 | 7 | 214.7 |
| 3 | 40 | Alexis Gronier | DOG RACING | AS | 216.0 | 10 | 215.1 | 5 | 214.7 | 7 | 206.1 | 3 | 205.7 | 11 | 211.5 |
| 4 | 21 | Bruno Aveque | CCF | AS | 215.5 | 12 | 214.2 | 10 | 214.2 | 11 | 211.3 | 6 | 211.3 | 9 | 213.3 |
| 5 | 15 | Arnaud Mignatelli | CCF | AS | 215.1 | 6 | 215.1 | 7 | 214.7 | 5 | 210.9 | 10 | 209.7 | 12 | 213.1 |
| 6 | 20 | Franck Chahinian | PALM | AS | 215.1 | 9 | 210.9 | 5 | 210.1 | 12 | 209.3 | 3 | 209.3 | 11 | 210.9 |
| 7 | 29 | Eric Moussier | IND | AS | 215.1 | 7 | 212.1 | 2 | 208.8 | 5 | 208.8 | 9 | 208.8 | 10 | 210.8 |
| 8 | 96 | Hervé Cordel | CCF | AS | 215.1 | 3 | 193.8 | 2 | 166.4 | 1 | | | | | 191.8 |
| 9 | 6 | Antoine Miquel | CCF | AS | 214.7 | 6 | 214.7 | 7 | 213.4 | 4 | 213.0 | 10 | 212.5 | 2 | 213.6 |
| 10 | 23 | Pascal Wehrlen | PALM | AS | 214.7 | 4 | 213.8 | 5 | 212.5 | 10 | 212.1 | 11 | 210.9 | 2 | 212.8 |
| 11 | 24 | Henri Charpentier | CCF | AS | 214.7 | 10 | 214.7 | 12 | 214.2 | 4 | 213.4 | 5 | 213.4 | 7 | 214.1 |
| 12 | 7 | Laura Chatelain | CCF | AS | 214.2 | 6 | 210.5 | 5 | 210.5 | 10 | 208.4 | 7 | 208.0 | 2 | 210.3 |
| 13 | 12 | Arnaud Griffon | PALM | AS | 214.2 | 11 | 213.8 | 6 | 212.5 | 10 | 210.9 | 5 | 209.3 | 7 | 212.1 |
| 14 | 60 | Francis Chatelain | PALM | AS | 214.2 | 4 | 213.4 | 5 | 213.0 | 7 | 212.5 | 2 | 211.7 | 6 | 213.0 |
| 15 | 5 | Pierre Jean Reypin | ROSSELSP | AS | 213.8 | 7 | 208.0 | 3 | 205.3 | 5 | 204.5 | 10 | 203.3 | 6 | 207.0 |
| 16 | 48 | Alain Girardot | CCF | BS | 213.8 | 11 | 211.7 | 10 | 209.3 | 9 | 207.2 | 2 | 202.2 | 12 | 208.8 |
| 17 | 9 | Henri Bizet | PALM | AS | 213.4 | 7 | 212.1 | 5 | 211.7 | 9 | 211.7 | 10 | 208.8 | 4 | 211.6 |
| 18 | 3 | Rémi Sauget | PALM | AS | 213.0 | 2 | 212.5 | 7 | 211.3 | 11 | 210.5 | 5 | 210.1 | 6 | 211.5 |
| 19 | 37 | Patrick Dehant | DOG RACING | BS | 213.0 | 12 | 212.1 | 7 | 210.9 | 5 | 210.5 | 4 | 209.7 | 6 | 211.2 |
| 20 | 38 | Claude Boueix | DOG RACING | BS | 212.5 | 4 | 204.5 | 5 | 203.3 | 7 | 198.1 | 3 | 194.5 | 2 | 202.6 |
| 21 | 72 | Nicolas Cottancin | CCF | AS | 212.5 | 5 | 204.5 | 4 | 200.7 | 11 | 196.7 | 7 | 188.1 | 2 | 200.5 |
| 22 | 16 | Cyrille Baliki | PALM | AS | 211.7 | 11 | 211.3 | 9 | 210.9 | 10 | 208.8 | 6 | 204.9 | 5 | 209.5 |
| 23 | 57 | Philippe Simon | PALM | BS | 211.7 | 5 | 208.8 | 11 | 207.2 | 7 | 200.7 | 4 | 198.8 | 12 | 205.5 |
| 24 | 61 | Michel Cloud | CCF | BS | 211.3 | 11 | 210.5 | 10 | 209.3 | 12 | 208.8 | 5 | 204.9 | 7 | 209.0 |
| 25 | 41 | Pascal Meignan | ST ELOI | AS | 210.9 | 7 | 203.0 | 12 | 200.3 | 6 | 196.0 | 4 | 194.9 | 11 | 201.0 |
| 26 | 4 | Bruno Georgeon | ROSSELSP | AS | 210.5 | 11 | 208.8 | 7 | 208.4 | 5 | 208.0 | 3 | 207.2 | 2 | 208.6 |
| 27 | 75 | Alexandre Pinto | ST ELOI | AS | 210.1 | 7 | 205.3 | 6 | 205.3 | 12 | 197.4 | 11 | 194.9 | 9 | 202.6 |
| 28 | 2 | François Jaffredo | ROSSELSP | AS | 209.7 | 2 | 209.7 | 10 | 209.3 | 11 | 209.3 | 12 | 208.8 | 4 | 209.3 |
| 29 | 11 | Frederic Allaire | ST ELOI | AS | 209.3 | 12 | 203.3 | 10 | 201.1 | 9 | 199.2 | 4 | 198.5 | 6 | 202.3 |
| 30 | 17 | Sylvio Bossi | CCF | BS | 209.3 | 4 | 208.4 | 6 | 204.1 | 10 | 204.1 | 11 | 203.7 | 5 | 205.9 |
| 31 | 69 | Tone Le | CCF | AS | 208.8 | 11 | 206.8 | 10 | 204.5 | 3 | 203.7 | 7 | 201.1 | 4 | 205.0 |
| 32 | 99 | Loic Martinez | CCF | BS | 207.2 | 12 | 205.7 | 10 | 205.3 | 11 | 204.1 | 7 | 203.3 | 6 | 205.1 |
| 33 | 23 | Gilles Charpentier | CCF | AS | 206.5 | 5 | 196.3 | 6 | 194.5 | 7 | 191.4 | 2 | 188.4 | 9 | 195.4 |
| 34 | 87 | Yann Gasparini | ST ELOI | AS | 197.0 | 5 | 195.2 | 3 | 193.2 | 4 | 190.4 | 6 | 184.9 | 2 | 192.1 |
| 35 | 26 | Bruno Foure | CCF | BS | 192.8 | 3 | 192.1 | 7 | 191.8 | 5 | 191.4 | 2 | 190.4 | 6 | 191.7 |
| 36 | 92 | Olivier Loï | ST ELOI | AS | 192.5 | 1 | | | | | | | | | 192.5 |



Autodromo Nazionale Monza

Caterham Cup

Race - 1

Fastest Laps Sequence




| Lap | Time of Day | Session Time | N° | Driver | Team | Class | Time | Km/h |
|-----|--------------|--------------|----|-----------------|------|-------|----------|-------|
| 2 | 14:01:44.640 | 4:21.640 | 9 | Henri Bizet | PALM | AS | 2:09.989 | 160.4 |
| 2 | 14:01:45.677 | 4:22.677 | 48 | Alain Girardot | CCF | BS | 2:09.504 | 161.0 |
| 3 | 14:03:55.884 | 6:32.884 | 7 | Laura Chatelain | CCF | AS | 2:09.323 | 161.2 |
| 5 | 14:08:13.740 | 10:50.740 | 9 | Henri Bizet | PALM | AS | 2:09.312 | 161.2 |
| 5 | 14:08:18.600 | 10:55.600 | 3 | Rémi Sauget | PALM | AS | 2:08.932 | 161.7 |
| 6 | 14:10:23.472 | 13:00.472 | 23 | Pascal Wehrlen | PALM | AS | 2:08.546 | 162.2 |
| 10 | 14:20:47.674 | 23:24.674 | 48 | Alain Girardot | CCF | BS | 2:07.899 | 163.0 |



Autodromo Nazionale Monza
Caterham Cup
Race - 1
Event Best Maximum Speed



| N° | Driver | Team | Class | Km/h | Session |
|-----|------------------------|------------|-------|-------|----------------|
| 9 | Henri Bizet | PALM | AS | 216.4 | Free practice |
| 23 | Pascal Wehrlen | PALM | AS | 216.4 | Free practice |
| 96 | Hervé Cordel | CCF | AS | 216.4 | Qualifying - 1 |
| 32 | Jean Pierre Mignatelli | CCF | BS | 216.4 | Race - 1 |
| 98 | Olivier Guerin | CCF | AS | 216.4 | Race - 1 |
| 60 | Francis Chatelain | PALM | AS | 216.0 | Free practice |
| 15 | Arnaud Mignatelli | CCF | AS | 216.0 | Free practice |
| 6 | Antoine Miquel | CCF | AS | 216.0 | Free practice |
| 233 | Gilles Charpentier | CCF | AS | 216.0 | Qualifying - 1 |
| 3 | Rémi Sauget | PALM | AS | 216.0 | Qualifying - 1 |
| 75 | Alexandre Pinto | ST ELOI | AS | 216.0 | Qualifying - 1 |
| 12 | Arnaud Griffon | PALM | AS | 216.0 | Qualifying - 1 |
| 40 | Alexis Gronier | DOG RACING | AS | 216.0 | Race - 1 |
| 92 | Olivier Loï | ST ELOI | AS | 215.5 | Qualifying - 1 |
| 21 | Bruno Aveque | CCF | AS | 215.5 | Race - 1 |
| 16 | Cyrille Baliki | PALM | AS | 215.1 | Qualifying - 1 |
| 37 | Patrick Dehant | DOG RACING | BS | 215.1 | Qualifying - 1 |
| 11 | Frederic Allaire | ST ELOI | AS | 215.1 | Qualifying - 1 |
| 29 | Eric Moussier | IND | AS | 215.1 | Race - 1 |
| 20 | Franck Chahinian | PALM | AS | 215.1 | Race - 1 |
| 38 | Claude Boueix | DOG RACING | BS | 214.7 | Qualifying - 1 |
| 24 | Henri Charpentier | CCF | AS | 214.7 | Race - 1 |
| 48 | Alain Girardot | CCF | BS | 214.2 | Qualifying - 1 |
| 7 | Laura Chatelain | CCF | AS | 214.2 | Race - 1 |
| 69 | Tone Le | CCF | AS | 213.8 | Free practice |
| 41 | Pascal Meignan | ST ELOI | AS | 213.8 | Qualifying - 1 |
| 5 | Pierre Jean Reypin | ROSSELSP | AS | 213.8 | Race - 1 |
| 2 | François Jaffredo | ROSSELSP | AS | 213.4 | Qualifying - 1 |
| 4 | Bruno Georgeon | ROSSELSP | AS | 212.5 | Free practice |
| 72 | Nicolas Cottancin | CCF | AS | 212.5 | Race - 1 |
| 61 | Michel Cloud | CCF | BS | 211.7 | Qualifying - 1 |
| 57 | Philippe Simon | PALM | BS | 211.7 | Race - 1 |
| 99 | Loic Martinez | CCF | BS | 210.9 | Free practice |
| 14 | Jean Paul Gobba | CCF | BS | 210.5 | Free practice |
| 26 | Bruno Foure | CCF | BS | 209.3 | Qualifying - 1 |
| 17 | Sylvio Bossi | CCF | BS | 209.3 | Race - 1 |
| 87 | Yann Gasparini | ST ELOI | AS | 206.1 | Qualifying - 1 |



Autodromo Nazionale Monza

Caterham Cup


Race - 1

Lap Chart



LAP

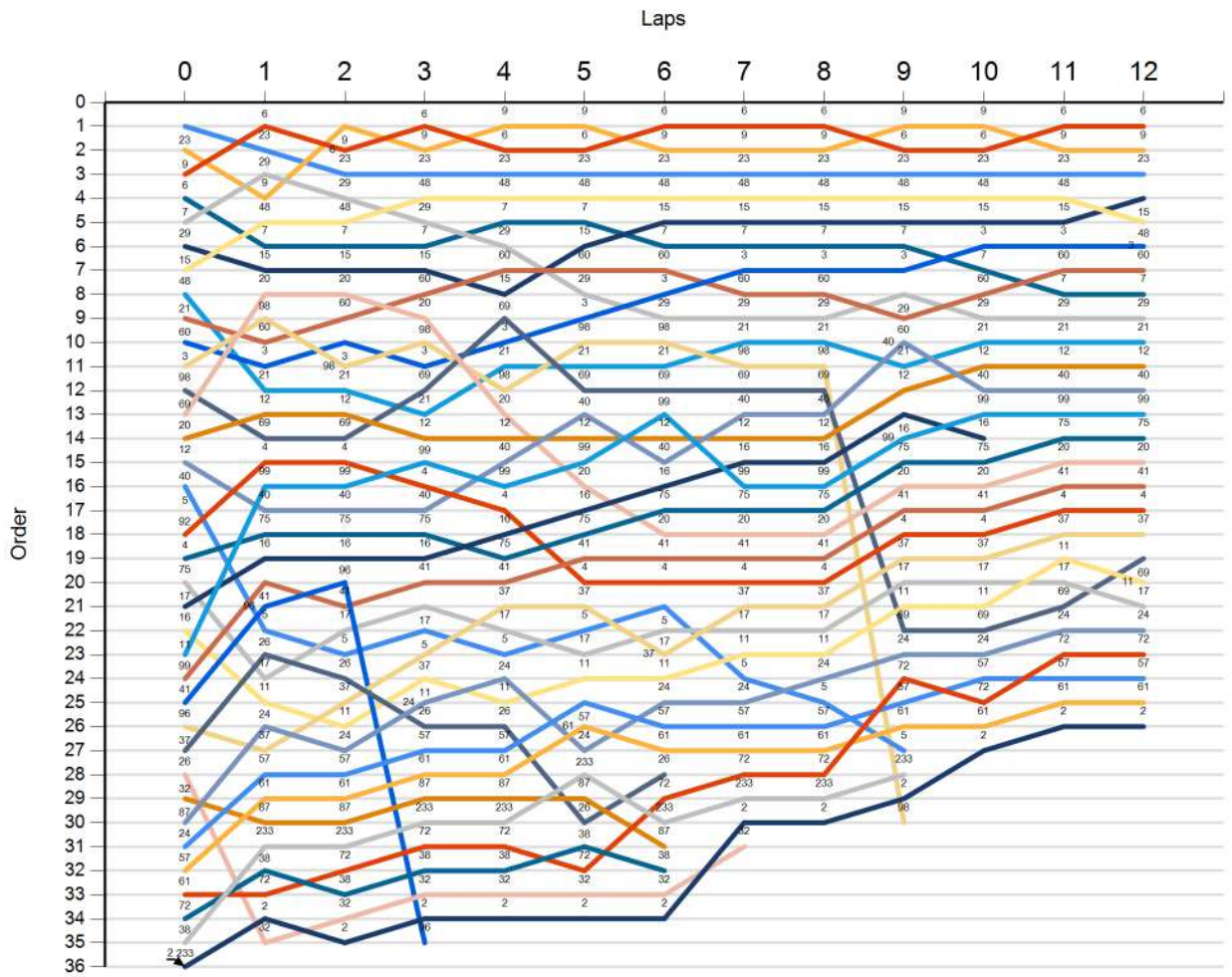
| Nr | Pos | Grid | 1 | 2 | 3 | 4 | 5 | 6 | 7 | 8 | 9 | 10 | 11 | 12 |
|-----|-----|------|-----|-----|-----|-----|-----|-----|-----|-----|-----|----|----|----|
| 23 | 1 | 23 | 6 | 9 | 6 | 9 | 9 | 6 | 6 | 6 | 9 | 9 | 6 | 6 |
| 9 | 2 | 9 | 23 | 6 | 9 | 6 | 6 | 9 | 9 | 9 | 6 | 6 | 9 | 9 |
| 6 | 3 | 6 | 29 | 23 | 23 | 23 | 23 | 23 | 23 | 23 | 23 | 23 | 23 | 23 |
| 7 | 4 | 7 | 9 | 29 | 48 | 48 | 48 | 48 | 48 | 48 | 48 | 48 | 48 | 15 |
| 29 | 5 | 29 | 48 | 48 | 29 | 7 | 7 | 15 | 15 | 15 | 15 | 15 | 15 | 48 |
| 15 | 6 | 15 | 7 | 7 | 7 | 29 | 15 | 7 | 7 | 7 | 7 | 3 | 3 | 3 |
| 48 | 7 | 48 | 15 | 15 | 15 | 60 | 60 | 60 | 3 | 3 | 3 | 7 | 60 | 60 |
| 21 | 8 | 21 | 20 | 20 | 60 | 15 | 29 | 3 | 60 | 60 | 29 | 60 | 7 | 7 |
| 60 | 9 | 60 | 98 | 60 | 20 | 69 | 3 | 29 | 29 | 29 | 60 | 29 | 29 | 29 |
| 3 | 10 | 3 | 60 | 3 | 98 | 3 | 98 | 98 | 21 | 21 | 40 | 21 | 21 | 21 |
| 98 | 11 | 98 | 3 | 98 | 3 | 21 | 21 | 21 | 98 | 98 | 21 | 12 | 12 | 12 |
| 69 | 12 | 69 | 21 | 21 | 69 | 98 | 69 | 69 | 69 | 69 | 12 | 40 | 40 | 40 |
| 20 | 13 | 20 | 12 | 12 | 21 | 20 | 40 | 99 | 40 | 40 | 16 | 99 | 99 | 99 |
| 12 | 14 | 12 | 69 | 69 | 12 | 12 | 12 | 12 | 12 | 12 | 99 | 16 | 75 | 75 |
| 40 | 15 | 40 | 4 | 4 | 99 | 40 | 99 | 40 | 16 | 16 | 75 | 75 | 20 | 20 |
| 5 | 16 | 5 | 99 | 99 | 4 | 99 | 20 | 16 | 99 | 99 | 20 | 20 | 41 | 41 |
| 92 | 17 | 92 | 40 | 40 | 40 | 4 | 16 | 75 | 75 | 75 | 41 | 41 | 4 | 4 |
| 4 | 18 | 4 | 75 | 75 | 75 | 16 | 75 | 20 | 20 | 20 | 4 | 4 | 37 | 37 |
| 75 | 19 | 75 | 16 | 16 | 16 | 75 | 41 | 41 | 41 | 41 | 37 | 37 | 11 | 69 |
| 17 | 20 | 17 | 41 | 96 | 41 | 41 | 4 | 4 | 4 | 4 | 17 | 17 | 17 | 11 |
| 16 | 21 | 16 | 96 | 41 | 17 | 37 | 37 | 5 | 37 | 37 | 11 | 11 | 69 | 17 |
| 11 | 22 | 11 | 5 | 17 | 5 | 17 | 5 | 17 | 17 | 17 | 69 | 69 | 24 | 24 |
| 99 | 23 | 99 | 26 | 5 | 37 | 5 | 17 | 37 | 11 | 11 | 24 | 24 | 72 | 72 |
| 41 | 24 | 41 | 17 | 26 | 11 | 24 | 11 | 11 | 5 | 24 | 72 | 57 | 57 | 57 |
| 96 | 25 | 96 | 11 | 37 | 24 | 11 | 57 | 24 | 24 | 5 | 57 | 72 | 61 | 61 |
| 37 | 26 | 37 | 24 | 11 | 26 | 26 | 61 | 57 | 57 | 57 | 61 | 61 | 2 | 2 |
| 26 | 27 | 26 | 37 | 24 | 57 | 57 | 24 | 61 | 61 | 61 | 5 | 2 | | |
| 32 | 28 | 32 | 57 | 57 | 61 | 61 | 233 | 26 | 72 | 72 | 233 | | | |
| 87 | 29 | 87 | 61 | 61 | 87 | 87 | 87 | 72 | 233 | 233 | 2 | | | |
| 24 | 30 | 24 | 87 | 87 | 233 | 233 | 26 | 233 | 2 | 2 | 98 | | | |
| 57 | 31 | 57 | 233 | 233 | 72 | 72 | 38 | 87 | 32 | | | | | |
| 61 | 32 | 61 | 38 | 72 | 38 | 38 | 72 | 38 | | | | | | |
| 72 | 33 | 72 | 72 | 38 | 32 | 32 | 32 | 32 | | | | | | |
| 38 | 34 | 38 | 2 | 32 | 2 | 2 | 2 | 2 | | | | | | |
| 233 | 35 | 233 | 32 | 2 | 96 | | | | | | | | | |
| 2 | 36 | 2 | | | | | | | | | | | | |



Autodromo Nazionale Monza
 Caterham Cup
 Race - 1
 Graphic Lap Chart



- 23
- 9
- 6
- 7
- 29
- 15
- 48
- 21
- 60
- 3
- 98
- 69
- 20
- 12
- 40
- 5
- 92
- 4
- 75
- 17
- 16
- 11
- 99
- 41
- 96
- 37
- 26
- 32
- 87
- 24
- 57
- 61
- 72
- 38
- 233
- 2






Autodromo Nazionale Monza
Caterham Cup
Race - 1
Pit Stop Analysis



| N° | In Day Time | Driver | Team | Class | In Time | Stop N° | Pit Time | Handicap | Penalty |
|----|-------------|--------|------|-------|---------|---------|----------|----------|---------|
|----|-------------|--------|------|-------|---------|---------|----------|----------|---------|

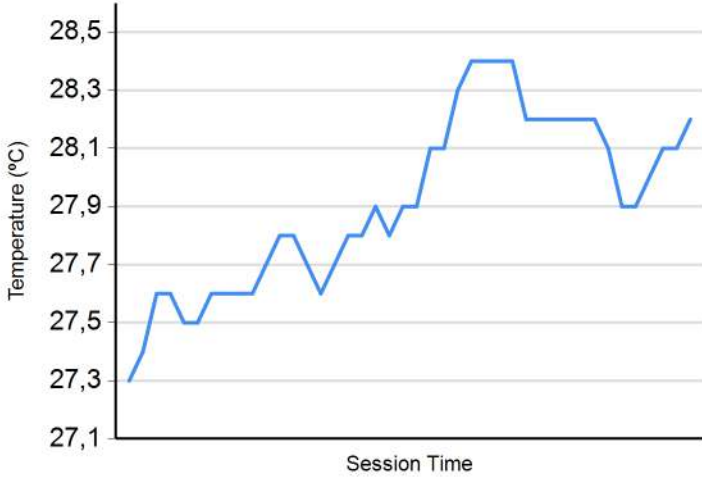




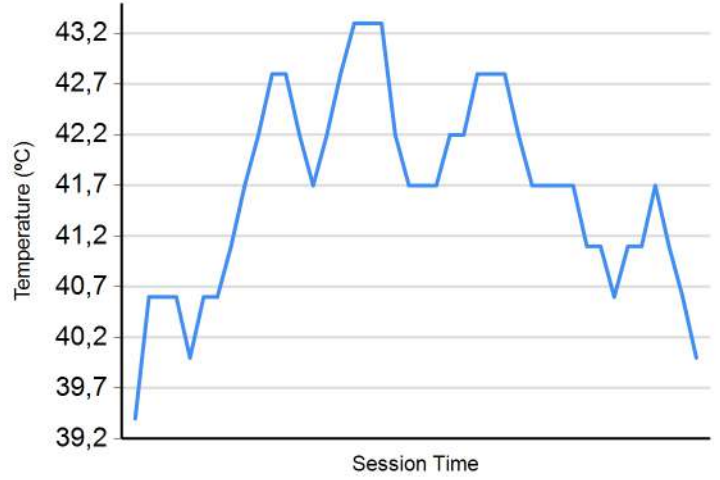
Autodromo Nazionale Monza
Caterham Cup
Race - 1
Weather Report



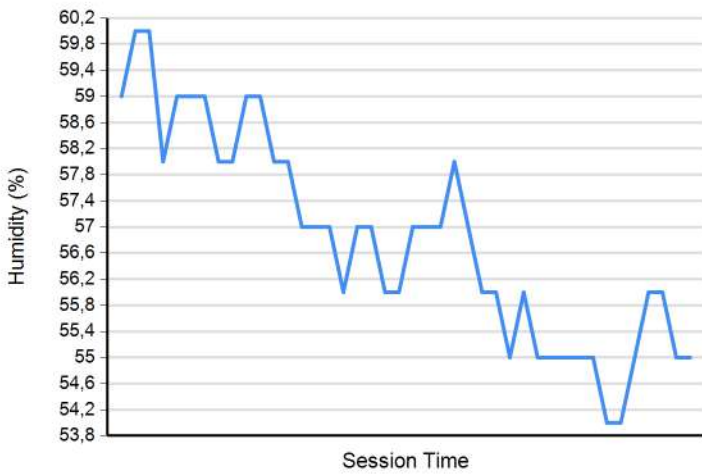
Air Temperature



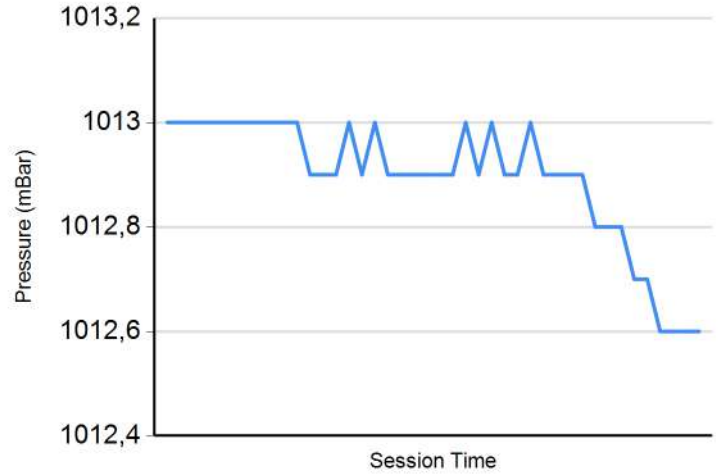
Track Temperature



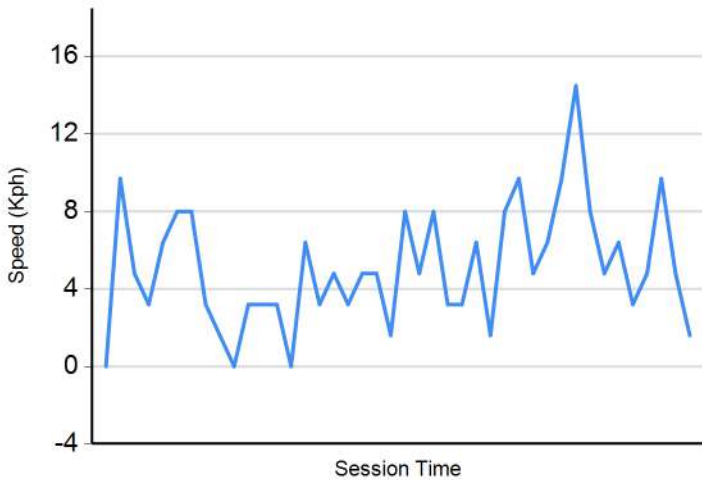
Humidity



Pressure



Wind Speed



Wind direction

North = 0°/360° Est = 90° South = 180° West = 270°

