

Autodromo Nazionale Monza

Caterham Cup

Race - 2

Provisional Results



Cls	N°	Driver	Team	Class	Cls	Laps	Total Time	Gap	Interval	Km/h	Best	Time	Km/h
1	9	Henri Bizet	PALM	AS	1	12	28:23.738			146.8	3	2:09.311	161.2
2	3	Rémi Sauget	PALM	AS	2	12	28:23.933	0.195	0.195	146.8	4	2:08.738	161.9
3	48	Alain Girardot	CCF	BS	1	12	28:23.991	0.253	0.058	146.8	5	2:09.133	161.4
4	60	Francis Chatelain	PALM	AS	3	12	28:24.138	0.400	0.147	146.8	5	2:09.429	161.1
5	98	Olivier Guerin	CCF	AS	4	12	28:24.570	0.832	0.432	146.8	12	2:09.181	161.4
6	75	Alexandre Pinto	ST ELOI	AS	5	12	28:25.361	1.623	0.791	146.7	12	2:09.307	161.2
7	41	Pascal Meignan	ST ELOI	AS	6	12	28:27.772	4.034	2.411	146.5	5	2:09.467	161.0
8	7	Laura Chatelain	CCF	AS	7	12	28:31.535	7.797	3.763	146.2	11	2:10.108	160.2
9	40	Alexis Gronier	DOG RACING	AS	8	12	28:31.560	7.822	0.025	146.2	11	2:09.171	161.4
10	6	Antoine Miquel	CCF	AS	9	12	28:33.780	10.042	2.220	146.0	10	2:08.665	162.0
11	21	Bruno Aveque	CCF	AS	10	12	28:34.486	10.748	0.706	145.9	6	2:09.521	161.0
12	12	Arnaud Griffon	PALM	AS	11	12	28:35.426	11.688	0.940	145.8	11	2:09.503	161.0
13	16	Cyrille Baliki	PALM	AS	12	12	28:35.915	12.177	0.489	145.8	12	2:10.828	159.4
14	11	Frederic Allaire	ST ELOI	AS	13	12	28:37.221	13.483	1.306	145.7	3	2:10.100	160.2
15	17	Sylvio Bossi	CCF	BS	2	12	28:40.610	16.872	3.389	145.4	2	2:10.875	159.3
16	37	Patrick Dehant	DOG RACING	BS	3	12	28:40.931	17.193	0.321	145.4	11	2:11.398	158.7
17	5	Pierre Jean Reypin	ROSSELSP	AS	14	12	28:41.588	17.850	0.657	145.3	11	2:11.396	158.7
18	24	Henri Charpentier	CCF	AS	15	12	28:43.901	20.163	2.313	145.1	3	2:12.182	157.7
19	4	Bruno Georgeon	ROSSELSP	AS	16	12	28:44.786	21.048	0.885	145.0	2	2:10.433	159.8
20	26	Bruno Fouré	CCF	BS	4	12	28:44.871	21.133	0.085	145.0	11	2:11.506	158.5
21	38	Claude Boueix	DOG RACING	BS	5	12	28:46.088	22.350	1.217	144.9	11	2:12.001	157.9
22	96	Hervé Cordel	CCF	AS	17	12	28:50.884	27.146	4.796	144.5	11	2:11.271	158.8
23	32	Jean Pierre Mignatelli	CCF	BS	6	12	28:52.344	28.606	1.460	144.4	11	2:11.836	158.1
24	87	Yann Gasparini	ST ELOI	AS	18	12	28:52.707	28.969	0.363	144.4	3	2:12.436	157.4
25	57	Philippe Simon	PALM	BS	7	12	28:56.969	33.231	4.262	144.0	2	2:13.325	156.4
26	72	Nicolas Cottancin	CCF	AS	19	12	29:01.265	37.527	4.296	143.7	4	2:11.862	158.1
27	61	Michel Cloud	CCF	BS	8	12	29:02.715	38.977	1.450	143.6	12	2:12.593	157.2
28	69	Tone Le	CCF	AS	20	12	29:10.954	47.216	8.239	142.9	3	2:09.973	160.4
29	2	François Jaffredo	ROSSELSP	AS	21	12	29:23.788	1:00.050	12.834	141.8	4	2:14.150	155.4
30	23	Pascal Wehrlen	PALM	AS	22	11	26:36.951	1 Lap	1 Lap	143.6	4	2:08.853	161.8
31	92	Olivier Loï	ST ELOI	AS	23	10	24:42.627	2 Laps	1 Lap	140.6	4	2:08.941	161.7
Not classified: (Requirements: 75% of number laps of leader = 9 Laps)													
	15	Arnaud Mignatelli	CCF	AS	24	7	15:14.647	5 Laps	3 Laps	159.6	4	2:08.776	161.9
	20	Franck Chahinian	PALM	AS	25	5	11:05.443	7 Laps	2 Laps	156.6	5	2:10.334	160.0
	99	Loic Martinez	CCF	BS	9	4	9:01.358	8 Laps	1 Lap	154.0	2	2:09.971	160.4
	29	Eric Moussier	IND	AS	26	2	5:12.332	10 Laps	2 Laps	133.5	1	2:17.692	151.4

Fastest lap Antoine Miquel in 2:08.665 at 162.1 Km/h in lap 10

CAR #6 : TIME PENALTY + 10 SEC - NO RESPECTING SC PROCEDURE

CAR #21 : TIME PENALTY + 10 SEC - NO RESPECTING SC PROCEDURE

CAR #96 TIME PENALTY + 5 SEC - TRACK LIMITS

Published at:.....


Track Temp: **39.1 °C** Air Temp: **28.8 °C** Humidity: **49 %** Track Status: **WET**

Stewards:

Race Director:

Timekeeper:





Autodromo Nazionale Monza
Caterham Cup
Race - 2
Provisional Results by Class



Autodromo Nazionale Monza 5.793 m.

Cla	N°	Driver	Team	Class	Cls	Laps	Total Time	Gap	Interval	Km/h	Best	Time	Km/h
AS													
1	9	Henri Bizet	PALM	AS	1	12	28:23.738			146.8	3	2:09.311	161.2
2	3	Rémi Sauget	PALM	AS	2	12	28:23.933	0.195	0.195	146.8	4	2:08.738	161.9
3	60	Francis Chatelain	PALM	AS	3	12	28:24.138	0.400	0.205	146.8	5	2:09.429	161.1
4	98	Olivier Guerin	CCF	AS	4	12	28:24.570	0.832	0.432	146.8	12	2:09.181	161.4
5	75	Alexandre Pinto	ST ELOI	AS	5	12	28:25.361	1.623	0.791	146.7	12	2:09.307	161.2
6	41	Pascal Meignan	ST ELOI	AS	6	12	28:27.772	4.034	2.411	146.5	5	2:09.467	161.0
7	7	Laura Chatelain	CCF	AS	7	12	28:31.535	7.797	3.763	146.2	11	2:10.108	160.2
8	40	Alexis Gronier	DOG RACING	AS	8	12	28:31.560	7.822	0.025	146.2	11	2:09.171	161.4
9	6	Antoine Miquel	CCF	AS	9	12	28:33.780	10.042	2.220	146.0	10	2:08.665	162.0
10	21	Bruno Aveque	CCF	AS	10	12	28:34.486	10.748	0.706	145.9	6	2:09.521	161.0
11	12	Arnaud Griffon	PALM	AS	11	12	28:35.426	11.688	0.940	145.8	11	2:09.503	161.0
12	16	Cyrille Baliki	PALM	AS	12	12	28:35.915	12.177	0.489	145.8	12	2:10.828	159.4
13	11	Frederic Allaire	ST ELOI	AS	13	12	28:37.221	13.483	1.306	145.7	3	2:10.100	160.2
14	5	Pierre Jean Reypin	ROSSELSP	AS	14	12	28:41.588	17.850	4.367	145.3	11	2:11.396	158.7
15	24	Henri Charpentier	CCF	AS	15	12	28:43.901	20.163	2.313	145.1	3	2:12.182	157.7
16	4	Bruno Georgeon	ROSSELSP	AS	16	12	28:44.786	21.048	0.885	145.0	2	2:10.433	159.8
17	96	Hervé Cordel	CCF	AS	17	12	28:50.884	27.146	6.098	144.5	11	2:11.271	158.8
18	87	Yann Gasparini	ST ELOI	AS	18	12	28:52.707	28.969	1.823	144.4	3	2:12.436	157.4
19	72	Nicolas Cottancin	CCF	AS	19	12	29:01.265	37.527	8.558	143.7	4	2:11.862	158.1
20	69	Tone Le	CCF	AS	20	12	29:10.954	47.216	9.689	142.9	3	2:09.973	160.4
21	2	François Jaffredo	ROSSELSP	AS	21	12	29:23.788	1:00.050	12.834	141.8	4	2:14.150	155.4
22	23	Pascal Wehrlen	PALM	AS	22	11	26:36.951	1 Lap	1 Lap	143.6	4	2:08.853	161.8
23	92	Olivier Loï	ST ELOI	AS	23	10	24:42.627	2 Laps	1 Lap	140.6	4	2:08.941	161.7
Not classified: (Requirements: 75% of number laps of leader = 9 Laps)													
	15	Arnaud Mignatelli	CCF	AS	24	7	15:14.647	5 Laps	3 Laps	159.6	4	2:08.776	161.9
	20	Franck Chahinian	PALM	AS	25	5	11:05.443	7 Laps	2 Laps	156.6	5	2:10.334	160.0
	29	Eric Moussier	IND	AS	26	2	5:12.332	10 Laps	3 Laps	133.5	1	2:17.692	151.4
BS													
1	48	Alain Girardot	CCF	BS	1	12	28:23.991			146.8	5	2:09.133	161.4
2	17	Sylvio Bossi	CCF	BS	2	12	28:40.610	16.872	16.619	145.4	2	2:10.875	159.3
3	37	Patrick Dehant	DOG RACING	BS	3	12	28:40.931	17.193	0.321	145.4	11	2:11.398	158.7
4	26	Bruno Foure	CCF	BS	4	12	28:44.871	21.133	3.940	145.0	11	2:11.506	158.5
5	38	Claude Boueix	DOG RACING	BS	5	12	28:46.088	22.350	1.217	144.9	11	2:12.001	157.9
6	32	Jean Pierre Mignatelli	CCF	BS	6	12	28:52.344	28.606	6.256	144.4	11	2:11.836	158.1
7	57	Philippe Simon	PALM	BS	7	12	28:56.969	33.231	4.625	144.0	2	2:13.325	156.4
8	61	Michel Cloud	CCF	BS	8	12	29:02.715	38.977	5.746	143.6	12	2:12.593	157.2
Not classified: (Requirements: 75% of number laps of leader = 9 Laps)													
	99	Loic Martinez	CCF	BS	9	4	9:01.358	8 Laps	8 Laps	154.0	2	2:09.971	160.4

Fastest lap Antoine Miquel in 2:08.665 at 162.1 Km/h in lap 10

Published at:.....

Track Temp: **39.1 °C** Air Temp: **28.8 °C** Humidity: **49 %** Track Status: **WET**

Stewards:	Race Director:	Timekeeper:
------------------	-----------------------	------------------------





Autodromo Nazionale Monza

Caterham Cup

Race - 2

Provisional Classification by Driver Fastest Lap




Cls	N°	Driver	Team	Class	Cls	Laps	Best	Time	Gap	Interval	Km/h
1	6	Antoine Miquel	CCF	AS	1	12	10	2:08.665			162.0
2	3	Rémi Sauget	PALM	AS	2	12	4	2:08.738	0.073	0.073	161.9
3	15	Arnaud Mignatelli	CCF	AS	3	7	4	2:08.776	0.111	0.038	161.9
4	23	Pascal Wehrlen	PALM	AS	4	11	4	2:08.853	0.188	0.077	161.8
5	92	Olivier Loï	ST ELOI	AS	5	10	4	2:08.941	0.276	0.088	161.7
6	48	Alain Girardot	CCF	BS	1	12	5	2:09.133	0.468	0.192	161.4
7	40	Alexis Gronier	DOG RACING	AS	6	12	11	2:09.171	0.506	0.038	161.4
8	98	Olivier Guerin	CCF	AS	7	12	12	2:09.181	0.516	0.010	161.4
9	75	Alexandre Pinto	ST ELOI	AS	8	12	12	2:09.307	0.642	0.126	161.2
10	9	Henri Bizet	PALM	AS	9	12	3	2:09.311	0.646	0.004	161.2
11	60	Francis Chatelain	PALM	AS	10	12	5	2:09.429	0.764	0.118	161.1
12	41	Pascal Meignan	ST ELOI	AS	11	12	5	2:09.467	0.802	0.038	161.0
13	12	Arnaud Griffon	PALM	AS	12	12	11	2:09.503	0.838	0.036	161.0
14	21	Bruno Aveque	CCF	AS	13	12	6	2:09.521	0.856	0.018	161.0
15	99	Loic Martinez	CCF	BS	2	4	2	2:09.971	1.306	0.450	160.4
16	69	Tone Le	CCF	AS	14	12	3	2:09.973	1.308	0.002	160.4
17	11	Frederic Allaire	ST ELOI	AS	15	12	3	2:10.100	1.435	0.127	160.2
18	7	Laura Chatelain	CCF	AS	16	12	11	2:10.108	1.443	0.008	160.2
19	20	Franck Chahinian	PALM	AS	17	5	5	2:10.334	1.669	0.226	160.0
20	4	Bruno Georgeon	ROSSELSP	AS	18	12	2	2:10.433	1.768	0.099	159.8
21	16	Cyrille Baliki	PALM	AS	19	12	12	2:10.828	2.163	0.395	159.4
22	17	Sylvio Bossi	CCF	BS	3	12	2	2:10.875	2.210	0.047	159.3
23	96	Hervé Cordel	CCF	AS	20	12	11	2:11.271	2.606	0.396	158.8
24	5	Pierre Jean Reypin	ROSSELSP	AS	21	12	11	2:11.396	2.731	0.125	158.7
25	37	Patrick Dehant	DOG RACING	BS	4	12	11	2:11.398	2.733	0.002	158.7
26	26	Bruno Foure	CCF	BS	5	12	11	2:11.506	2.841	0.108	158.5
27	32	Jean Pierre Mignatelli	CCF	BS	6	12	11	2:11.836	3.171	0.330	158.1
28	72	Nicolas Cottancin	CCF	AS	22	12	4	2:11.862	3.197	0.026	158.1
29	38	Claude Boueix	DOG RACING	BS	7	12	11	2:12.001	3.336	0.139	157.9
30	24	Henri Charpentier	CCF	AS	23	12	3	2:12.182	3.517	0.181	157.7
31	87	Yann Gasparini	ST ELOI	AS	24	12	3	2:12.436	3.771	0.254	157.4
32	61	Michel Cloud	CCF	BS	8	12	12	2:12.593	3.928	0.157	157.2
33	57	Philippe Simon	PALM	BS	9	12	2	2:13.325	4.660	0.732	156.4
34	2	François Jaffredo	ROSSELSP	AS	25	12	4	2:14.150	5.485	0.825	155.4
35	29	Eric Moussier	IND	AS	26	2	1	2:17.692	9.027	3.542	151.4



Autodromo Nazionale Monza
Caterham Cup
Race - 2
Distance and Speed Average



Cls	Nº	Driver	Team	Class	Cls	Laps	Distance	Total Time	Km/h
1	9	Henri Bizet	PALM	AS	1	12	69.51	28:23.738	146.8
2	3	Rémi Sauget	PALM	AS	2	12	69.51	28:23.933	146.8
3	48	Alain Girardot	CCF	BS	1	12	69.51	28:23.991	146.8
4	60	Francis Chatelain	PALM	AS	3	12	69.51	28:24.138	146.8
5	98	Olivier Guerin	CCF	AS	4	12	69.51	28:24.570	146.8
6	75	Alexandre Pinto	ST ELOI	AS	5	12	69.51	28:25.361	146.7
7	41	Pascal Meignan	ST ELOI	AS	6	12	69.51	28:27.772	146.5
8	7	Laura Chatelain	CCF	AS	7	12	69.51	28:31.535	146.2
9	40	Alexis Gronier	DOG RACING	AS	8	12	69.51	28:31.560	146.2
10	6	Antoine Miquel	CCF	AS	9	12	69.51	28:33.780	146.0
11	21	Bruno Aveque	CCF	AS	10	12	69.51	28:34.486	145.9
12	12	Arnaud Griffon	PALM	AS	11	12	69.51	28:35.426	145.8
13	16	Cyrille Baliki	PALM	AS	12	12	69.51	28:35.915	145.8
14	11	Frederic Allaire	ST ELOI	AS	13	12	69.51	28:37.221	145.7
15	17	Sylvio Bossi	CCF	BS	2	12	69.51	28:40.610	145.4
16	37	Patrick Dehant	DOG RACING	BS	3	12	69.51	28:40.931	145.4
17	5	Pierre Jean Reyppin	ROSSELSP	AS	14	12	69.51	28:41.588	145.3
18	24	Henri Charpentier	CCF	AS	15	12	69.51	28:43.901	145.1
19	4	Bruno Georgeon	ROSSELSP	AS	16	12	69.51	28:44.786	145.0
20	26	Bruno Foure	CCF	BS	4	12	69.51	28:44.871	145.0
21	38	Claude Boueix	DOG RACING	BS	5	12	69.51	28:46.088	144.9
22	96	Hervé Cordel	CCF	AS	17	12	69.51	28:50.884	144.5
23	32	Jean Pierre Mignatelli	CCF	BS	6	12	69.51	28:52.344	144.4
24	87	Yann Gasparini	ST ELOI	AS	18	12	69.51	28:52.707	144.4
25	57	Philippe Simon	PALM	BS	7	12	69.51	28:56.969	144.0
26	72	Nicolas Cottancin	CCF	AS	19	12	69.51	29:01.265	143.7
27	61	Michel Cloud	CCF	BS	8	12	69.51	29:02.715	143.6
28	69	Tone Le	CCF	AS	20	12	69.51	29:10.954	142.9
29	2	François Jaffredo	ROSSELSP	AS	21	12	69.51	29:23.788	141.8
30	23	Pascal Wehrlen	PALM	AS	22	11	63.72	26:36.951	143.6
31	92	Olivier Loï	ST ELOI	AS	23	10	57.93	24:42.627	140.6
Not classified: (Requirements: 75% of number laps of leader = 9 Laps)									
	15	Arnaud Mignatelli	CCF	AS	24	7	40.55	15:14.647	159.6
	20	Franck Chahinian	PALM	AS	25	5	28.96	11:05.443	156.6
	99	Loic Martinez	CCF	BS	9	4	23.17	9:01.358	154.0
	29	Eric Moussier	IND	AS	26	2	11.58	5:12.332	133.5



Autodromo Nazionale Monza
Caterham Cup
Race - 2
Lap Analysis



2

François Jaffredo

AS **5**

Pierre Jean Rey-pin

AS

ROSSELSP

ROSSELSP

Lap D	Time	Sector 1	Sector 2	Sector 3	T. Spd	Elapsed	Lap D	Time	Sector 1	Sector 2	Sector 3	T. Spd	Elapsed
1	2:25.768	51.468	47.047	47.253	166.4	2:25.768	1	2:21.226	49.645	45.742	45.839	163.1	2:21.226
2	2:15.425	42.379	45.788	47.258	210.1	4:41.193	2	2:14.465	42.885	45.372	46.208	183.0	4:35.691
3	2:16.219	42.798	45.697	47.724	182.7	6:57.412	3	2:12.330	41.943	44.510	45.877	192.5	6:48.021
4	2:14.150	42.006	45.477	46.667	204.5	9:11.562	4	2:13.070	42.801	44.325	45.944	180.9	9:01.091
5	2:14.835	42.295	46.006	46.534	208.0	11:26.397	5	2:14.010	42.203	46.062	45.745	192.5	11:15.101
6	2:14.831	42.478	45.618	46.735	204.9	13:41.228	6	2:13.848	42.511	44.517	46.820	197.0	13:28.949
7	2:14.384	42.288	45.456	46.640	212.1	15:55.612	7	2:14.646	42.405	45.272	46.969	193.5	15:43.595
8	2:18.786	42.188	46.144	50.454	213.0	18:14.398	8	2:19.078	43.370	46.232	49.476	196.3	18:02.673
9	4:01.775	1:37.766	1:06.683	1:17.326	47.9	22:16.173	9	4:02.960	1:37.794	1:06.289	1:18.877	34.5	22:05.633
10	2:38.083	42.583	1:08.577	46.923	208.0	24:54.256	10	2:12.904	43.023	44.332	45.549	192.8	24:18.537
11	2:14.890	42.288	46.169	46.433	208.8	27:09.146	11	2:11.396	41.719	44.474	45.203	205.3	26:29.933
12	2:14.642	42.482	45.799	46.361	208.0	29:23.788	12	2:11.655	42.092	44.027	45.536	203.0	28:41.588

3

Rémi Sauget

AS **6**

Antoine Miquel

AS

PALM

CCF

Lap D	Time	Sector 1	Sector 2	Sector 3	T. Spd	Elapsed	Lap D	Time	Sector 1	Sector 2	Sector 3	T. Spd	Elapsed
1	2:13.339	45.210	43.585	44.544	178.5	2:13.339	1	2:12.417	43.413	44.029	44.975	177.9	2:12.417
2	2:09.737	42.315	42.869	44.553	206.5	4:23.076	2	2:09.532	41.384	43.402	44.746	214.2	4:21.949
3	2:11.708	42.825	44.423	44.460	216.0	6:34.784	3	2:10.022	41.925	43.341	44.756	210.9	6:31.971
4	2:08.738	41.556	42.948	44.234	206.8	8:43.522	4	2:10.363	42.236	43.501	44.626	209.7	8:42.334
5	2:08.955	41.057	43.472	44.426	209.3	10:52.477	5	2:09.666	41.703	43.435	44.528	214.2	10:52.000
6	2:10.134	41.820	43.905	44.409	208.8	13:02.611	6	2:10.028	42.072	43.493	44.463	211.7	13:02.028
7	2:10.658	42.202	44.158	44.298	210.1	15:13.269	7	2:10.793	41.761	44.300	44.732	211.7	15:12.821
8	2:23.847	42.272	43.220	58.355	202.6	17:37.116	8	2:26.947	42.727	44.318	59.902	214.7	17:39.768
9	4:16.060	1:32.197	1:22.183	1:21.680	62.7	21:53.176	9	4:14.088	1:47.411	1:09.268	1:17.409	19.3	21:53.856
10	2:10.095	41.585	43.887	44.623	201.4	24:03.271	10	2:08.665	41.509	42.958	44.198	210.9	24:02.521
11	2:09.967	41.706	43.909	44.352	189.4	26:13.238	11	2:10.680	41.947	43.785	44.948	214.2	26:13.201
12	2:10.695	42.243	43.535	44.917	210.1	28:23.933	12	2:10.579	41.713	44.113	44.753	210.1	28:23.780

4

Bruno Georgeon

AS **7**

Laura Chatelain


AS

ROSSELSP

CCF

Lap D	Time	Sector 1	Sector 2	Sector 3	T. Spd	Elapsed	Lap D	Time	Sector 1	Sector 2	Sector 3	T. Spd	Elapsed
1	2:14.735	45.943	44.210	44.582	179.1	2:14.735	1	2:15.052	46.396	44.418	44.238	182.7	2:15.052
2	2:10.433	41.933	43.853	44.647	203.7	4:25.168	2	2:10.174	42.148	43.713	44.313	208.8	4:25.226
3	2:12.523	42.910	43.860	45.753	198.1	6:37.691	3	2:11.978	42.075	44.258	45.645	208.0	6:37.204
4	2:13.681	42.677	45.106	45.898	200.7	8:51.372	4	2:10.354	41.815	43.806	44.733	204.9	8:47.558
5	2:14.037	42.806	45.405	45.826	210.1	11:05.409	5	2:11.390	42.603	43.725	45.062	211.7	10:58.948
6	2:15.505	42.822	45.306	47.377	202.6	13:20.914	6	2:11.083	41.687	44.154	45.242	209.3	13:10.031
7	2:14.777	43.503	44.713	46.561	202.2	15:35.691	7	2:10.255	41.442	44.028	44.785	215.1	15:20.286
8	2:19.321	43.209	44.831	51.281	206.5	17:55.012	8	2:26.591	43.167	45.329	58.095	215.1	17:46.877
9	4:08.713	1:44.146	1:05.794	1:18.773	31.8	22:03.725	9	4:11.244	1:44.607	1:09.275	1:17.362	20.3	21:58.121
10	2:13.404	41.978	44.975	46.451	199.2	24:17.129	10	2:11.760	42.138	44.911	44.711	201.1	24:09.881
11	2:12.597	42.309	44.423	45.865	203.7	26:29.726	11	2:10.108	41.642	43.815	44.651	206.5	26:19.989
12	2:15.060	43.170	45.517	46.373	210.1	28:44.786	12	2:11.546	41.704	44.841	45.001	205.7	28:31.535





Autodromo Nazionale Monza
Caterham Cup
Race - 2
Lap Analysis



9

Henri Bizet

AS **16**

Cyrille Baliki

AS

PALM

PALM

Lap D	Time	Sector 1	Sector 2	Sector 3	T. Spd	Elapsed	Lap D	Time	Sector 1	Sector 2	Sector 3	T. Spd	Elapsed
1	2:12.177	43.076	43.939	45.162	174.7	2:12.177	1	2:17.633	48.145	44.720	44.768	186.2	2:17.633
2	2:10.518	41.972	44.124	44.422	189.1	4:22.695	2	2:11.186	41.469	44.823	44.894	208.8	4:28.819
3	2:09.311	41.891	43.086	44.334	204.5	6:32.006	3	2:11.167	42.081	44.309	44.777	208.0	6:39.986
4	2:10.674	42.294	43.316	45.064	204.5	8:42.680	4	2:12.545	42.014	45.351	45.180	204.1	8:52.531
5	2:09.359	41.704	43.350	44.305	205.7	10:52.039	5	2:12.464	42.281	44.702	45.481	199.6	11:04.995
6	2:09.977	42.069	43.326	44.582	210.1	13:02.016	6	2:11.483	41.841	44.498	45.144	214.7	13:16.478
7	2:10.895	42.211	44.043	44.641	196.7	15:12.911	7	2:12.297	42.460	44.085	45.752	210.5	15:28.775
8	2:24.125	41.653	43.424	59.048	211.7	17:37.036	8	2:21.386	42.487	44.299	54.600	205.7	17:50.161
9	4:15.933	1:31.742	1:22.268	1:21.923	64.5	21:52.969	9	4:11.332	1:44.234	1:07.734	1:19.364	26.3	22:01.493
10	2:09.560	41.604	43.545	44.411	199.6	24:02.529	10	2:12.343	42.543	44.537	45.263	190.4	24:13.836
11	2:10.793	41.935	43.833	45.025	205.3	26:13.322	11	2:11.251	41.813	44.663	44.775	206.8	26:25.087
12	2:10.416	41.584	44.022	44.810	206.1	28:23.738	12	2:10.828	41.911	44.191	44.726	195.2	28:35.915

11

Frederic Allaire

AS **17**

Sylvio Bossi

BS

ST ELOI

CCF

Lap D	Time	Sector 1	Sector 2	Sector 3	T. Spd	Elapsed	Lap D	Time	Sector 1	Sector 2	Sector 3	T. Spd	Elapsed
1	2:17.471	47.489	44.576	45.406	167.9	2:17.471	1	2:19.111	49.129	45.056	44.926	166.4	2:19.111
2	2:10.441	41.756	44.036	44.649	199.6	4:27.912	2	2:10.875	41.940	44.102	44.833	196.7	4:29.986
3	2:10.100	41.514	43.746	44.840	206.5	6:38.012	3	2:11.163	41.883	43.937	45.343	199.6	6:41.149
4	2:11.033	42.262	43.932	44.839	201.4	8:49.045	4	2:11.466	42.150	44.025	45.291	190.8	8:52.615
5	2:10.794	42.153	43.681	44.960	196.7	10:59.839	5	2:13.221	42.215	44.912	46.094	208.8	11:05.836
6	2:11.525	42.219	43.672	45.634	194.9	13:11.364	6	2:15.094	42.203	45.241	47.650	197.4	13:20.930
7	2:10.859	42.163	43.362	45.334	190.1	15:22.223	7	2:14.345	42.743	44.577	47.025	192.1	15:35.275
8	2:26.437	41.980	45.334	59.123	203.3	17:48.660	8	2:19.526	42.246	44.142	53.138	200.0	17:54.801
9	4:12.427	1:45.221	1:08.013	1:19.193	23.5	22:01.087	9	4:08.801	1:43.542	1:05.971	1:19.288	30.3	22:03.602
10	2:11.354	42.277	43.882	45.195	205.7	24:12.441	10	2:13.320	42.067	44.343	46.910	186.5	24:16.922
11	2:12.037	42.059	44.659	45.319	210.9	26:24.478	11	2:11.579	42.065	44.113	45.401	199.6	26:28.501
12	2:12.743	42.889	44.199	45.655	210.9	28:37.221	12	2:12.109	42.349	44.113	45.647	190.8	28:40.610

12

Arnaud Griffon

AS **20**

Franck Chahinian

AS

PALM

PALM

Lap D	Time	Sector 1	Sector 2	Sector 3	T. Spd	Elapsed	Lap D	Time	Sector 1	Sector 2	Sector 3	T. Spd	Elapsed
1	2:23.191	51.972	46.009	45.210	152.9	2:23.191	1	2:21.145	49.922	46.152	45.071	169.5	2:21.145
2	2:11.106	41.471	44.568	45.067	204.9	4:34.297	2	2:12.328	42.319	44.883	45.126	190.4	4:33.473
3	2:09.987	41.414	43.602	44.971	203.0	6:44.284	3	2:11.111	42.198	44.207	44.706	196.3	6:44.584
4	2:13.237	42.179	44.357	46.701	187.1	8:57.521	4	2:10.525	41.843	43.943	44.739	206.1	8:55.109
5	2:13.264	42.143	45.706	45.415	201.8	11:10.785	5	2:10.334	41.691	43.374	45.269	208.0	11:05.443
6	2:11.308	41.896	44.002	45.410	210.9	13:22.093	6	2:11.394	41.394	44.783	45.317	203.3	13:33.487
7	2:10.839	41.706	43.875	45.258	193.2	15:32.932	7	2:11.394	41.394	44.783	45.317	203.3	15:44.321
8	2:19.825	42.044	44.405	53.376	213.8	17:52.757	8	2:11.394	41.394	44.783	45.317	203.3	18:04.145
9	4:09.251	1:43.861	1:06.173	1:19.217	25.0	22:02.008	9	4:09.251	1:43.861	1:06.173	1:19.217	25.0	22:02.008
10	2:12.984	41.998	43.733	47.253	197.8	24:14.992	10	2:12.984	41.998	43.733	47.253	197.8	24:14.992
11	2:09.503	41.071	43.938	44.494	210.9	26:24.495	11	2:09.503	41.071	43.938	44.494	210.9	26:24.495
12	2:10.931	42.054	43.761	45.116	195.6	28:35.426	12	2:10.931	42.054	43.761	45.116	195.6	28:35.426

15

Arnaud Mignatelli

AS

Bruno Aveque


AS

CCF

CCF

Lap D	Time	Sector 1	Sector 2	Sector 3	T. Spd	Elapsed	Lap D	Time	Sector 1	Sector 2	Sector 3	T. Spd	Elapsed
1	2:12.603	44.539	43.174	44.890	168.7	2:12.603	1	2:13.465	44.778	44.027	44.660	168.7	2:13.465
2	2:11.525	42.992	44.024	44.509	186.5	4:24.128	2	2:11.114	42.498	43.728	44.888	198.1	4:24.579
3	2:10.604	42.324	43.748	44.532	205.3	6:34.732	3	2:10.698	42.220	43.927	44.551	193.5	6:35.277
4	2:08.776	42.077	42.755	43.944	194.9	8:43.508	4	2:09.833	42.005	43.693	44.135	189.8	8:45.110
5	2:09.088	41.427	43.126	44.535	206.8	10:52.596	5	2:09.812	41.865	43.612	44.335	198.1	10:54.922
6	2:10.043	42.053	43.662	44.328	198.8	13:02.639	6	2:09.521	41.649	43.999	43.873	208.4	13:04.443
7	2:12.008	42.060	45.458	44.490	206.5	15:14.647	7	2:09.841	41.364	43.762	44.715	200.0	15:14.284
8							8	2:26.050	42.729	43.512	59.809	205.7	17:40.334
9							9	4:14.196	1:47.645	1:09.150	1:17.401	19.7	21:54.530
10							10	2:09.543	41.744	43.137	44.662	200.3	24:04.073
11							11	2:09.843	41.767	43.510	44.566	200.3	26:13.916
12							12	2:10.570	42.015	43.708	44.847	190.1	28:24.486





Autodromo Nazionale Monza
Caterham Cup
Race - 2
Lap Analysis



23

Pascal Wehrlen

AS **32**

Jean Pierre Mignatelli

BS

PALM

CCF

Lap D	Time	Sector 1	Sector 2	Sector 3	T. Spd	Elapsed	Lap D	Time	Sector 1	Sector 2	Sector 3	T. Spd	Elapsed
1	2:12.451	43.420	43.920	45.111	178.5	2:12.451	1	2:26.868	52.412	46.676	47.780	165.6	2:26.868
2	2:10.200	41.577	44.020	44.603	213.8	4:22.651	2	2:16.178	43.275	45.839	47.064	189.4	4:43.046
3	2:10.998	42.953	43.548	44.497	211.3	6:33.649	3	2:13.327	42.607	44.671	46.049	204.9	6:56.373
4	2:08.853	41.127	43.122	44.604	208.8	8:42.502	4	2:12.918	42.425	44.646	45.847	202.6	9:09.291
5	2:09.791	41.494	43.590	44.707	212.5	10:52.293	5	2:14.314	43.257	44.664	46.393	196.7	11:23.605
6	2:09.972	41.902	43.923	44.147	213.4	13:02.265	6	2:12.741	42.397	44.649	45.695	210.9	13:36.346
7	2:10.560	41.524	44.338	44.698	215.1	15:12.825	7	2:13.675	42.767	44.889	46.019	195.2	15:50.021
8	2:23.379	42.558	43.139	57.682	212.1	17:36.204	8	2:23.704	42.783	48.269	52.652	190.4	18:13.725
9	4:16.330	1:31.284	1:22.782	1:22.264	63.4	21:52.534	9	3:59.984	1:37.782	1:06.467	1:15.735	44.3	22:13.709
10	2:10.658	42.083	43.836	44.739	210.5	24:03.192	10	2:13.795	42.921	44.338	46.536	180.0	24:27.504
11	2:33.759 P	41.389	44.822	1:07.548	208.4	26:36.951	11	2:11.836	42.200	44.018	45.618	205.7	26:39.340

24

Henri Charpentier

AS

Patrick Dehant

BS

CCF **37**

DOG RACING

Lap D	Time	Sector 1	Sector 2	Sector 3	T. Spd	Elapsed	Lap D	Time	Sector 1	Sector 2	Sector 3	T. Spd	Elapsed
1	2:20.173	49.329	45.398	45.446	167.7	2:20.173	1	2:20.561	48.114	46.168	46.279	162.1	2:20.561
2	2:13.899	43.013	44.610	46.276	186.2	4:34.072	2	2:12.557	41.943	44.946	45.668	199.6	4:33.118
3	2:12.182	42.235	44.285	45.662	194.5	6:46.254	3	2:11.553	41.980	43.922	45.651	210.5	6:44.671
4	2:13.546	43.079	44.594	45.873	210.5	8:59.800	4	2:12.848	42.085	44.530	46.233	184.9	8:57.519
5	2:15.087	42.904	46.074	46.109	208.8	11:14.887	5	2:22.911	42.137	55.191	45.583	195.6	11:20.430
6	2:14.179	43.075	44.608	46.496	213.4	13:29.066	6	2:12.608	42.048	45.020	45.540	204.1	13:33.038
7	2:14.371	42.331	45.414	46.626	205.7	15:43.437	7	2:11.985	41.972	43.894	46.119	210.9	15:45.023
8	2:16.902	43.559	45.611	47.732	208.0	18:00.339	8	2:18.385	42.181	46.024	50.180	198.1	18:03.408
9	4:04.079	1:39.426	1:05.927	1:18.726	34.1	22:04.418	9	4:02.810	1:39.866	1:05.212	1:17.732	36.5	22:06.218
10	2:12.783	42.217	44.295	46.271	207.6	24:17.201	10	2:11.693	42.124	44.049	45.520	183.3	24:17.911
11	2:12.492	42.664	44.061	45.767	204.9	26:29.693	11	2:11.398	41.850	43.983	45.565	208.0	26:29.309
12	2:14.208	43.318	45.238	45.652	197.0	28:43.901	12	2:11.622	41.534	44.087	46.001	199.6	28:40.931

26

Bruno Fouré

BS

Claude Boueix

BS

CCF **38**

DOG RACING

Lap D	Time	Sector 1	Sector 2	Sector 3	T. Spd	Elapsed	Lap D	Time	Sector 1	Sector 2	Sector 3	T. Spd	Elapsed
1	2:25.936	52.525	46.731	46.680	165.6	2:25.936	1	2:23.342	50.995	46.181	46.166	168.2	2:23.342
2	2:14.816	42.486	45.451	46.879	193.8	4:40.752	2	2:14.154	42.326	45.752	46.076	176.1	4:37.496
3	2:13.176	42.688	44.465	46.023	177.3	6:53.928	3	2:14.022	42.408	45.071	46.543	185.8	6:51.518
4	2:12.549	42.482	44.652	45.415	196.7	9:06.477	4	2:14.170	42.255	45.219	46.696	199.2	9:05.688
5	2:13.336	43.056	44.549	45.731	192.8	11:19.813	5	2:14.863	42.523	45.735	46.605	201.1	11:20.551
6	2:14.496	43.037	45.537	45.922	187.8	13:34.309	6	2:13.499	42.333	45.358	45.808	195.2	13:34.050
7	2:12.929	41.948	44.323	46.658	186.8	15:47.238	7	2:12.042	41.883	44.492	45.667	204.9	15:46.092
8	2:19.515	42.682	46.317	50.516	198.1	18:06.753	8	2:19.261	42.219	46.196	50.846	185.8	18:05.353
9	4:01.657	1:38.968	1:05.342	1:17.347	45.5	22:08.410	9	4:02.445	1:39.330	1:05.151	1:17.964	36.4	22:07.798
10	2:12.489	42.486	43.934	46.069	175.0	24:20.899	10	2:14.288	42.430	44.646	47.212	192.1	24:22.086
11	2:11.506	42.038	44.517	44.951	190.8	26:32.405	11	2:12.001	42.037	44.564	45.400	201.4	26:34.087
12	2:12.466	42.058	43.881	46.527	194.9	28:44.871	12	2:12.001	41.737	44.716	45.548	208.0	28:46.088

29


Eric Moussier

AS

IND

Lap D	Time	Sector 1	Sector 2	Sector 3	T. Spd	Elapsed
1	2:17.692	46.328	45.091	46.273	174.1	2:17.692
2	2:54.640 P	45.261	1:02.683	1:06.696	175.6	5:12.332





Autodromo Nazionale Monza
Caterham Cup
Race - 2
Lap Analysis



40

Alexis Gronier

AS **57**

Philippe Simon

BS

DOG RACING

PALM

Lap D	Time	Sector 1	Sector 2	Sector 3	T. Spd	Elapsed	Lap D	Time	Sector 1	Sector 2	Sector 3	T. Spd	Elapsed
1	2:17.004	47.407	44.469	45.128	162.4	2:17.004	1	2:20.848	49.728	45.295	45.825	166.9	2:20.848
2	2:09.804	41.670	43.288	44.846	196.3	4:26.808	2	2:13.325	42.368	44.531	46.426	196.3	4:34.173
3	2:11.330	42.156	43.680	45.494	184.6	6:38.138	3	2:14.341	42.483	45.060	46.798	183.9	6:48.514
4	2:11.174	42.616	44.376	44.182	193.2	8:49.312	4	2:14.574	42.663	45.198	46.713	188.1	9:03.088
5	2:10.295	41.388	43.691	45.216	204.1	10:59.607	5	2:18.502	47.136	45.200	46.166	202.6	11:21.590
6	2:11.092	42.039	43.554	45.499	197.4	13:10.699	6	2:14.575	42.855	45.526	46.194	200.0	13:36.165
7	2:10.889	42.317	43.437	45.135	180.6	15:21.588	7	2:13.951	42.826	44.143	46.982	202.2	15:50.116
8	2:26.142	42.291	45.587	58.264	194.2	17:47.730	8	2:22.338	44.472	45.766	52.100	207.2	18:12.454
9	4:13.018	1:45.628	1:08.245	1:19.145	22.6	22:00.748	9	4:00.952	1:38.174	1:06.176	1:16.602	51.4	22:13.406
10	2:11.008	42.534	43.204	45.270	183.9	24:11.756	10	2:13.983	42.991	44.562	46.430	188.1	24:27.389
11	2:09.171	41.718	43.162	44.291	202.6	26:20.927	11	2:13.836	42.586	44.956	46.294	190.1	26:41.225
12	2:10.633	41.907	43.623	45.103	197.4	28:31.560	12	2:15.744	43.063	45.112	47.569	195.2	28:56.969

41

Pascal Meignan

AS **60**

Francis Chatelain

AS

ST ELOI

PALM

Lap D	Time	Sector 1	Sector 2	Sector 3	T. Spd	Elapsed	Lap D	Time	Sector 1	Sector 2	Sector 3	T. Spd	Elapsed
1	2:17.961	48.303	44.853	44.805	159.5	2:17.961	1	2:14.388	45.637	44.383	44.368	186.2	2:14.388
2	2:10.540	41.774	44.058	44.708	192.8	4:28.501	2	2:10.087	41.887	43.514	44.686	208.4	4:24.475
3	2:10.176	41.858	43.667	44.651	201.4	6:38.677	3	2:10.944	42.198	43.926	44.820	204.1	6:35.419
4	2:12.042	42.706	44.195	45.141	200.3	8:50.719	4	2:09.688	41.837	43.329	44.522	207.6	8:45.107
5	2:09.467	41.516	43.624	44.327	198.5	11:00.186	5	2:09.429	41.164	43.270	44.995	213.0	10:54.536
6	2:10.658	42.147	43.561	44.950	204.5	13:10.844	6	2:09.756	41.865	43.503	44.388	204.1	13:04.292
7	2:10.824	41.845	43.526	45.453	193.8	15:21.668	7	2:09.931	41.342	43.657	44.932	206.1	15:14.223
8	2:22.825	41.878	45.116	55.831	203.0	17:44.493	8	2:24.499	41.763	43.885	58.851	213.0	17:38.722
9	4:12.230	1:45.394	1:09.190	1:17.646	19.0	21:56.723	9	4:15.060	1:32.635	1:21.682	1:20.743	61.1	21:53.782
10	2:10.748	43.009	43.569	44.170	193.8	24:07.471	10	2:10.046	42.025	43.190	44.831	203.3	24:03.828
11	2:09.858	41.659	43.678	44.521	201.1	26:17.329	11	2:09.901	41.743	43.625	44.533	203.3	26:13.729
12	2:10.443	42.049	43.491	44.903	200.3	28:27.772	12	2:10.409	42.031	43.672	44.706	197.4	28:24.138

48

Alain Girardot

BS **61**

Michel Cloud

BS

CCF

CCF

Lap D	Time	Sector 1	Sector 2	Sector 3	T. Spd	Elapsed	Lap D	Time	Sector 1	Sector 2	Sector 3	T. Spd	Elapsed
1	2:12.311	43.180	44.064	45.067	173.9	2:12.311	1	2:26.097	51.972	47.004	47.121	160.0	2:26.097
2	2:11.438	42.740	43.385	45.313	187.1	4:23.749	2	2:14.883	43.193	45.144	46.546	189.1	4:40.980
3	2:11.920	42.205	44.675	45.040	196.7	6:35.669	3	2:13.946	42.534	45.370	46.042	200.0	6:54.926
4	2:09.892	41.936	43.527	44.429	184.9	8:45.561	4	2:12.731	42.053	44.909	45.769	206.1	9:07.657
5	2:09.133	41.523	43.439	44.171	202.6	10:54.694	5	2:14.078	42.823	45.447	45.808	201.1	11:21.735
6	2:09.188	41.505	43.339	44.344	207.6	13:03.882	6	2:13.187	42.294	44.923	45.970	206.5	13:34.922
7	2:09.551	41.200	44.055	44.296	211.3	15:13.433	7	2:12.631	42.140	44.697	45.794	196.7	15:47.553
8	2:24.272	42.322	43.917	58.033	194.5	17:37.705	8	2:18.710	42.575	46.425	49.710	200.0	18:06.263
9	4:15.613	1:32.786	1:21.823	1:21.004	64.2	21:53.318	9	4:11.082	1:48.485	1:05.782	1:16.815	49.7	22:17.345
10	2:10.285	42.059	43.439	44.787	186.8	24:03.603	10	2:18.340	42.547	49.611	46.182	203.0	24:35.685
11	2:09.839	41.622	43.836	44.381	195.2	26:13.442	11	2:14.437	42.601	44.974	46.862	203.7	26:50.122
12	2:10.549	41.950	43.863	44.736	204.1	28:23.991	12	2:12.593	41.998	44.385	46.210	210.1	29:02.715





Autodromo Nazionale Monza
Caterham Cup
Race - 2
Lap Analysis



69

Tone Le

AS 87

Yann Gasparini

AS

CCF

ST ELOI

Lap D	Time	Sector 1	Sector 2	Sector 3	T. Spd	Elapsed	Lap D	Time	Sector 1	Sector 2	Sector 3	T. Spd	Elapsed
1	2:18.390	48.974	44.616	44.800	154.5	2:18.390	1	2:21.989	50.721	45.845	45.423	161.4	2:21.989
2	2:11.114	41.848	44.085	45.181	190.1	4:29.504	2	2:14.236	43.192	44.753	46.291	189.1	4:36.225
3	2:09.973	41.721	43.643	44.609	197.0	6:39.477	3	2:12.436	42.587	44.108	45.741	189.8	6:48.661
4	2:11.009	41.923	44.034	45.052	187.1	8:50.486	4	2:14.718	42.598	45.532	46.588	184.6	9:03.379
5	2:10.781	41.806	43.677	45.298	188.8	11:01.267	5	2:15.333	43.226	45.402	46.705	192.5	11:18.712
6	2:11.890	42.469	43.892	45.529	192.8	13:13.157	6	2:15.302	43.643	45.512	46.147	191.4	13:34.014
7	2:13.002	42.677	44.415	45.910	196.3	15:26.159	7	2:16.334	44.455	44.495	47.384	176.7	15:50.348
8	2:25.119	45.475	44.409	55.235	201.8	17:51.278	8	2:20.239	43.122	46.582	50.535	182.4	18:10.587
9	4:10.338	1:44.317	1:06.986	1:19.035	26.9	22:01.616	9	4:01.635	1:39.293	1:06.478	1:15.864	45.6	22:12.222
10	2:11.723	42.007	44.179	45.537	196.7	24:13.339	10	2:13.036	42.826	44.390	45.820	193.8	24:25.258
11	2:10.905	41.831	43.984	45.090	196.7	26:24.244	11	2:12.897	43.101	44.336	45.460	189.8	26:38.155
12	2:46.710	43.207	44.119	1:19.384	184.6	29:10.954	12	2:14.552	42.932	44.971	46.649	202.2	28:52.707

72

Nicolas Cottancin

AS 92

Olivier Loï

AS

CCF

ST ELOI

Lap D	Time	Sector 1	Sector 2	Sector 3	T. Spd	Elapsed	Lap D	Time	Sector 1	Sector 2	Sector 3	T. Spd	Elapsed
1	2:25.807	52.862	45.757	47.188	165.3	2:25.807	1	2:14.032	45.780	43.722	44.530	182.7	2:14.032
2	2:15.666	44.288	45.153	46.225	186.2	4:41.473	2	2:10.758	42.533	43.742	44.483	199.2	4:24.790
3	2:16.054	44.614	44.700	46.740	181.2	6:57.527	3	2:12.365	42.459	43.773	46.133	199.6	6:37.155
4	2:11.862	42.810	44.129	44.923	193.2	9:09.389	4	2:08.941	41.211	43.767	43.963	211.3	8:46.096
5	2:15.424	44.613	45.502	45.309	196.7	11:24.813	5	2:09.216	41.335	43.502	44.379	214.7	10:55.312
6	2:12.625	42.617	44.636	45.372	202.2	13:37.438	6	2:09.487	41.345	43.997	44.145	212.1	13:04.799
7	2:12.337	42.692	44.396	45.249	193.5	15:49.775	7	2:09.793	41.368	43.775	44.650	203.7	15:14.592
8	2:31.239	43.570	1:00.199	47.470	195.6	18:21.014	8	2:26.793	43.159	46.385	57.249	208.4	17:41.385
9	3:56.529	1:34.537	1:05.874	1:16.118	49.3	22:17.543	9	4:14.814	1:47.411	1:09.325	1:18.078	18.2	21:56.199
10	2:15.008	43.897	45.690	45.421	187.1	24:32.551	10	2:46.428 P	43.676	45.958	1:16.794	197.4	24:42.627
11	2:13.578	43.378	44.594	45.606	204.9	26:46.129							
12	2:15.136	44.220	44.775	46.141	198.1	29:01.265							

96

Hervé Cordel

AS

CCF

75

Alexandre Pinto

AS

Lap D	Time	Sector 1	Sector 2	Sector 3	T. Spd	Elapsed	Lap D	Time	Sector 1	Sector 2	Sector 3	T. Spd	Elapsed
							1	2:26.490	53.317	46.528	46.645	162.8	2:26.490
							2	2:14.861	43.519	44.690	46.652	192.1	4:41.351
1	2:16.639	46.592	45.100	44.947	172.2	2:16.639	3	2:13.831	44.157	44.209	45.465	191.4	6:55.182
2	2:09.854	41.518	43.679	44.657	210.5	4:26.493	4	2:12.467	42.212	44.575	45.680	183.9	9:07.649
3	2:11.271	41.762	44.040	45.469	211.3	6:37.764	5	2:13.632	42.726	45.551	45.355	212.5	11:21.281
4	2:10.219	41.585	43.874	44.760	212.1	8:47.983	6	2:13.913	42.695	45.357	45.861	209.3	13:35.194
5	2:11.415	42.574	43.619	45.222	202.6	10:59.398	7	2:12.723	42.271	44.350	46.102	191.1	15:47.917
6	2:10.869	41.735	43.913	45.221	198.5	13:10.267	8	2:20.309	42.933	46.424	50.952	205.7	18:08.226
7	2:10.241	41.298	43.891	45.052	208.0	15:20.508	9	4:02.286	1:40.212	1:06.379	1:15.695	44.0	22:10.512
8	2:21.977	42.223	43.570	56.184	213.0	17:42.485	10	2:12.776	42.941	44.887	44.948	207.6	24:23.288
9	4:14.003	1:46.952	1:09.262	1:17.789	19.3	21:56.488	11	2:11.271	42.302	44.018	44.951	201.4	26:34.559
10	2:09.373	41.556	43.404	44.413	206.5	24:05.861	12	2:11.325	42.104	43.994	45.227	192.1	28:45.884
11	2:10.193	41.590	43.832	44.771	209.7	26:16.054							
12	2:09.307	41.638	43.292	44.377	206.8	28:25.361							





Autodromo Nazionale Monza
Caterham Cup
Race - 2
Lap Analysis




98 Olivier Guerin AS
 CCF

Lap	D	Time	Sector 1	Sector 2	Sector 3	T. Spd	Elapsed
1		2:15.680	46.637	44.392	44.651	182.7	2:15.680
2		2:09.968	41.738	43.825	44.405	209.7	4:25.648
3		2:11.364	42.258	43.707	45.399	209.3	6:37.012
4		2:10.600	42.030	44.065	44.505	211.7	8:47.612
5		2:11.684	42.737	43.561	45.386	214.2	10:59.296
6		2:10.531	41.442	44.160	44.929	210.5	13:09.827
7		2:10.847	41.888	44.361	44.598	205.3	15:20.674
8		2:25.308	42.835	45.213	57.260	204.1	17:45.982
9		4:10.954	1:45.167	1:09.105	1:16.682	18.8	21:56.936
10		2:09.203	41.493	<u>43.359</u>	44.351	212.1	24:06.139
11		2:09.250	<u>41.296</u>	43.362	44.592	212.1	26:15.389
12		<u>2:09.181</u>	41.334	43.602	<u>44.245</u>	210.5	28:24.570

99 Loic Martinez BS
 CCF

Lap	D	Time	Sector 1	Sector 2	Sector 3	T. Spd	Elapsed
1		2:12.821	44.577	<u>43.953</u>	<u>44.291</u>	173.0	2:12.821
2		<u>2:09.971</u>	<u>41.298</u>	44.017	44.656	204.1	4:22.792
3		2:12.263	42.893	44.223	45.147	204.5	6:35.055
4		2:26.303 P	42.340	45.228	58.735	197.8	9:01.358






Autodromo Nazionale Monza
Caterham Cup
Race - 2
Analysis by Lap



Autodromo Nazionale Monza 5.793 m.

Num	Lap Time	Gap	Num	Lap Time	Gap	Num	Lap Time	Gap	Num	Lap Time	Gap	Num	Lap Time	Gap
Lap 1			9	2:10.518	00.746	99	2:12.263	03.084	7	2:10.354	05.224	11	2:10.794	07.839
9	2:12.177		99	2:09.971	00.843	21	2:10.698	03.306	98	2:10.600	05.278	41	2:09.467	08.186
48	2:12.311	00.134	3	2:09.737	01.127	60	2:10.944	03.448	75	2:10.219	05.649	69	2:10.781	09.267
6	2:12.417	00.240	48	2:11.438	01.800	48	2:11.920	03.698	11	2:11.033	06.711	16	2:12.464	12.995
23	2:12.451	00.274	15	2:11.525	02.179	98	2:11.364	05.041	40	2:11.174	06.978	4	2:14.037	13.409
15	2:12.603	00.426	60	2:10.087	02.526	92	2:12.365	05.184	69	2:11.009	08.152	20	2:10.334	13.443
99	2:12.821	00.644	21	2:11.114	02.630	7	2:11.978	05.233	41	2:12.042	08.385	17	2:13.221	13.836
3	2:13.339	01.162	92	2:10.758	02.841	4	2:12.523	05.720	4	2:13.681	09.038	12	2:13.264	18.785
21	2:13.465	01.288	4	2:10.433	03.219	75	2:11.271	05.793	16	2:12.545	10.197	24	2:15.087	22.887
92	2:14.032	01.855	7	2:10.174	03.277	11	2:10.100	06.041	17	2:11.466	10.281	5	2:14.010	23.101
60	2:14.388	02.211	98	2:09.968	03.699	40	2:11.330	06.167	20	2:10.525	12.775	87	2:15.333	26.712
4	2:14.735	02.558	75	2:09.854	04.544	41	2:10.176	06.706	37	2:12.848	15.185	26	2:13.336	27.813
7	2:15.052	02.875	40	2:09.804	04.859	69	2:09.973	07.506	12	2:13.237	15.187	37	2:22.911	28.430
98	2:15.680	03.503	11	2:10.441	05.963	16	2:11.167	08.015	24	2:13.546	17.466	38	2:14.863	28.551
75	2:16.639	04.462	41	2:10.540	06.552	17	2:11.163	09.178	5	2:13.070	18.757	96	2:13.632	29.281
40	2:17.004	04.827	16	2:11.186	06.870	12	2:09.987	12.313	99	2:26.303	19.024	57	2:18.502	29.590
11	2:17.471	05.294	69	2:11.114	07.555	20	2:11.111	12.613	57	2:14.574	20.754	61	2:14.078	29.735
16	2:17.633	05.456	17	2:10.875	08.037	37	2:11.553	12.700	87	2:14.718	21.045	32	2:14.314	31.605
29	2:17.692	05.515	37	2:12.557	11.169	24	2:12.182	14.283	38	2:14.170	23.354	72	2:15.424	32.813
41	2:17.961	05.784	20	2:12.328	11.524	5	2:12.330	16.050	26	2:12.549	24.143	2	2:14.835	34.397
69	2:18.390	06.213	24	2:13.899	12.123	57	2:14.341	16.543	96	2:12.467	25.315	Num Lap Time Gap		
17	2:19.111	06.934	57	2:13.325	12.224	87	2:12.436	16.690	61	2:12.731	25.323	Lap 6		
24	2:20.173	07.996	12	2:11.106	12.348	38	2:14.022	19.547	32	2:12.918	26.957	9	2:09.977	
37	2:20.561	08.384	5	2:14.465	13.742	26	2:13.176	21.957	72	2:11.862	27.055	6	2:10.028	00.012
57	2:20.848	08.671	87	2:14.236	14.276	61	2:13.946	22.955	2	2:14.150	29.228	23	2:09.972	00.249
20	2:21.145	08.968	38	2:14.154	15.547	96	2:13.831	23.211	Num Lap Time Gap			3	2:10.134	00.595
5	2:21.226	09.049	26	2:14.816	18.803	32	2:13.327	24.402	Lap 5			15	2:10.043	00.623
87	2:21.989	09.812	61	2:14.883	19.031	2	2:16.219	25.441	6	2:09.666		48	2:09.188	01.866
12	2:23.191	11.014	2	2:15.425	19.244	72	2:16.054	25.556	9	2:09.359	00.039	60	2:09.756	02.276
38	2:23.342	11.165	96	2:14.861	19.402	Num Lap Time Gap			23	2:09.791	00.293	21	2:09.521	02.427
2	2:25.768	13.591	72	2:15.666	19.524	Lap 4			3	2:08.955	00.477	92	2:09.487	02.783
72	2:25.807	13.630	32	2:16.178	21.097	6	2:10.363		15	2:09.088	00.596	98	2:10.531	07.811
26	2:25.936	13.759	29	2:54.640	50.383	23	2:08.853	00.168	60	2:09.429	02.536	7	2:11.083	08.015
61	2:26.097	13.920	Num Lap Time Gap			9	2:10.674	00.346	48	2:09.133	02.694	75	2:10.869	08.251
96	2:26.490	14.313	Lap 3			15	2:08.776	01.174	21	2:09.812	02.922	40	2:11.092	08.683
32	2:26.868	14.691	6	2:10.022		3	2:08.738	01.188	92	2:09.216	03.312	41	2:10.658	08.828
Num Lap Time Gap			9	2:09.311	00.035	60	2:09.688	02.773	7	2:11.390	06.948	11	2:11.525	09.348
Lap 2			23	2:10.998	01.678	21	2:09.833	02.776	98	2:11.684	07.296	69	2:11.890	11.141
6	2:09.532		15	2:10.604	02.761	48	2:09.892	03.227	75	2:11.415	07.398	16	2:11.483	14.462
23	2:10.200	00.702	3	2:11.708	02.813	92	2:08.941	03.762	40	2:10.295	07.607	4	2:15.505	18.898





Autodromo Nazionale Monza
Caterham Cup
Race - 2
Analysis by Lap



Num	Lap Time	Gap	Num	Lap Time	Gap	Num	Lap Time	Gap	Num	Lap Time	Gap	Num	Lap Time	Gap
17	2:15.094	18.914	26	2:12.929	34.417	72	2:31.239	44.810	48	2:10.285	01.082	69	2:10.905	11.043
12	2:11.308	20.077	61	2:12.631	34.732				60	2:10.046	01.307	11	2:12.037	11.277
5	2:13.848	26.933	96	2:12.723	35.096	Lap 9			21	2:09.543	01.552	12	2:09.503	11.294
24	2:14.179	27.050	72	2:12.337	36.954	23	4:16.330		75	2:09.373	03.340	16	2:11.251	11.886
37	2:12.608	31.022	32	2:13.675	37.200	9	4:15.933	00.435	98	2:09.203	03.618	17	2:11.579	15.300
87	2:15.302	31.998	57	2:13.951	37.295	3	4:16.060	00.642	41	2:10.748	04.950	37	2:11.398	16.108
38	2:13.499	32.034	87	2:16.334	37.527	48	4:15.613	00.784	7	2:11.760	07.360	24	2:12.492	16.492
26	2:14.496	32.293	2	2:14.384	42.791	60	4:15.060	01.248	40	2:11.008	09.235	4	2:12.597	16.525
61	2:13.187	32.906	Lap 8			6	4:14.088	01.322	11	2:11.354	09.920	5	2:11.396	16.732
96	2:13.913	33.178	23	2:23.379		21	4:14.196	01.996	69	2:11.723	10.818	26	2:11.506	19.204
57	2:14.575	34.149	9	2:24.125	00.832	92	4:14.814	03.665	16	2:12.343	11.315	38	2:12.001	20.886
32	2:12.741	34.330	3	2:23.847	00.912	75	4:14.003	03.954	12	2:12.984	12.471	96	2:11.271	21.358
72	2:12.625	35.422	48	2:24.272	01.501	41	4:12.230	04.189	17	2:13.320	14.401	23	2:33.759	23.750
2	2:14.831	39.212	60	2:24.499	02.518	98	4:10.954	04.402	4	2:13.404	14.608	87	2:12.897	24.954
Lap 7			6	2:26.947	03.564	7	4:11.244	05.587	24	2:12.783	14.680	32	2:11.836	26.139
6	2:10.793		21	2:26.050	04.130	40	4:13.018	08.214	37	2:11.693	15.390	57	2:13.836	28.024
23	2:10.560	00.004	92	2:26.793	05.181	11	4:12.427	08.553	5	2:12.904	16.016	72	2:13.578	32.928
9	2:10.895	00.090	75	2:21.977	06.281	16	4:11.332	08.959	26	2:12.489	18.378	61	2:14.437	36.921
3	2:10.658	00.448	41	2:22.825	08.289	69	4:10.338	09.082	38	2:14.288	19.565	2	2:14.890	55.945
48	2:09.551	00.612	98	2:25.308	09.778	12	4:09.251	09.474	96	2:12.776	20.767	Lap 12		
60	2:09.931	01.402	7	2:26.591	10.673	17	4:08.801	11.068	87	2:13.036	22.737	9	2:10.416	
21	2:09.841	01.463	40	2:26.142	11.526	4	4:08.713	11.191	57	2:13.983	24.868	6	2:10.579	00.042
92	2:09.793	01.771	11	2:26.437	12.456	24	4:04.079	11.884	32	2:13.795	24.983	3	2:10.695	00.195
15	2:12.008	01.826	16	2:21.386	13.957	5	4:02.960	13.099	72	2:15.008	30.030	48	2:10.549	00.253
7	2:10.255	07.465	69	2:25.119	15.074	37	4:02.810	13.684	61	2:18.340	33.164	60	2:10.409	00.400
75	2:10.241	07.687	12	2:19.825	16.553	38	4:02.445	15.264	92	2:46.428	40.106	21	2:10.570	00.748
98	2:10.847	07.853	17	2:19.526	18.597	26	4:01.657	15.876	2	2:38.083	51.735	87	2:09.181	00.832
40	2:10.889	08.767	4	2:19.321	18.808	96	4:02.286	17.978	Lap 11					
41	2:10.824	08.847	24	2:16.902	24.135	87	4:01.635	19.688	75	2:09.307	01.623			
11	2:10.859	09.402	5	2:19.078	26.469	57	4:00.952	20.872	6	2:10.680				
69	2:13.002	13.338	37	2:18.385	27.204	32	3:59.984	21.175	3	2:09.967	00.037			
16	2:12.297	15.954	38	2:19.261	29.149	2	4:01.775	23.639	9	2:10.793	00.121			
12	2:10.839	20.111	61	2:18.710	30.059	61	4:11.082	24.811	48	2:09.839	00.241			
17	2:14.345	22.454	26	2:19.515	30.549	72	3:56.529	25.009	60	2:09.901	00.528			
4	2:14.777	22.870	96	2:20.309	32.022	Lap 10			21	2:09.843	00.715			
24	2:14.371	30.616	87	2:20.239	34.383	6	2:08.665		98	2:09.250	02.188			
5	2:14.646	30.774	57	2:22.338	36.250	9	2:09.560	00.008	75	2:10.193	02.853			
37	2:11.985	32.202	32	2:23.704	37.521	23	2:10.658	00.671	41	2:09.858	04.128			
38	2:12.042	33.271	2	2:18.786	38.194	3	2:10.095	00.750	7	2:10.108	06.788			
									40	2:09.171	07.726			
									4	2:15.060	21.048			





Autodromo Nazionale Monza

Caterham Cup

Race - 2

Analysis by Lap



Num	Lap Time	Gap
26	2:12.466	21.133
96	2:11.325	22.146
38	2:12.001	22.350
32	2:13.004	28.606
87	2:14.552	28.969
57	2:15.744	33.231
72	2:15.136	37.527
61	2:12.593	38.977
69	2:46.710	47.216
2	2:14.642	1:00.050



Autodromo Nazionale Monza

Caterham Cup

Race - 2

Best Sectors Results



Sector - 1				Sector - 2				Sector - 3				Ideal Lap vs Best Lap			
Clas	Nº	Driver	Time	Nº	Driver	Time	Nº	Driver	Time	Clas	Nº	Driver	Ideal Lap	Best Lap	Clas
1	3	Rémi Sauget	41.057	15	Arnaud Mignatelli	42.755	21	Bruno Aveque	43.873	1	15	Arnaud Mignatelli	2:08.126	2:08.776	3
2	12	Arnaud Griffon	41.071	3	Rémi Sauget	42.869	15	Arnaud Mignatelli	43.944	2	3	Rémi Sauget	2:08.160	2:08.738	2
3	23	Pascal Wehrlen	41.127	6	Antoine Miquel	42.958	92	Olivier Loï	43.963	3	21	Bruno Aveque	2:08.374	2:09.521	14
4	60	Francis Chatelain	41.164	9	Henri Bizet	43.086	23	Pascal Wehrlen	44.147	4	23	Pascal Wehrlen	2:08.396	2:08.853	4
5	48	Alain Girardot	41.200	23	Pascal Wehrlen	43.122	41	Pascal Meignan	44.170	5	6	Antoine Miquel	2:08.540	2:08.665	1
6	92	Olivier Loï	41.211	21	Bruno Aveque	43.137	48	Alain Girardot	44.171	6	92	Olivier Loï	2:08.676	2:08.941	5
7	98	Olivier Guerin	41.296	40	Alexis Gronier	43.162	40	Alexis Gronier	44.182	7	48	Alain Girardot	2:08.710	2:09.133	6
8	75	Alexandre Pinto	41.298	60	Francis Chatelain	43.190	6	Antoine Miquel	44.198	8	60	Francis Chatelain	2:08.722	2:09.429	11
9	99	Loic Martinez	41.298	75	Alexandre Pinto	43.292	3	Rémi Sauget	44.234	9	40	Alexis Gronier	2:08.732	2:09.171	7
10	21	Bruno Aveque	41.364	48	Alain Girardot	43.339	7	Laura Chatelain	44.238	10	98	Olivier Guerin	2:08.900	2:09.181	8
11	6	Antoine Miquel	41.384	98	Olivier Guerin	43.359	98	Olivier Guerin	44.245	11	75	Alexandre Pinto	2:08.967	2:09.307	9
12	40	Alexis Gronier	41.388	11	Frederic Allaire	43.362	99	Loic Martinez	44.291	12	9	Henri Bizet	2:08.975	2:09.311	10
13	20	Franck Chahinian	41.394	20	Franck Chahinian	43.374	9	Henri Bizet	44.305	13	12	Arnaud Griffon	2:09.167	2:09.503	13
14	15	Arnaud Mignatelli	41.427	41	Pascal Meignan	43.491	60	Francis Chatelain	44.368	14	41	Pascal Meignan	2:09.177	2:09.467	12
15	7	Laura Chatelain	41.442	92	Olivier Loï	43.502	75	Alexandre Pinto	44.377	15	7	Laura Chatelain	2:09.393	2:10.108	18
16	16	Cyrille Baliki	41.469	12	Arnaud Griffon	43.602	12	Arnaud Griffon	44.494	16	20	Franck Chahinian	2:09.474	2:10.334	19
17	11	Frederic Allaire	41.514	69	Tone Le	43.643	4	Bruno Georgeon	44.582	17	11	Frederic Allaire	2:09.525	2:10.100	17
18	41	Pascal Meignan	41.516	7	Laura Chatelain	43.713	69	Tone Le	44.609	18	99	Loic Martinez	2:09.542	2:09.971	15
19	37	Patrick Dehant	41.534	4	Bruno Georgeon	43.853	11	Frederic Allaire	44.649	19	69	Tone Le	2:09.973	2:09.973	16
20	9	Henri Bizet	41.584	26	Bruno Fouré	43.881	20	Franck Chahinian	44.706	20	16	Cyrille Baliki	2:10.280	2:10.828	21
21	5	Pierre Jean Reypin	41.719	37	Patrick Dehant	43.894	16	Cyrille Baliki	44.726	21	4	Bruno Georgeon	2:10.368	2:10.433	20
22	69	Tone Le	41.721	17	Sylvio Bossi	43.937	17	Sylvio Bossi	44.833	22	17	Sylvio Bossi	2:10.653	2:10.875	22
23	38	Claude Boueix	41.737	99	Loic Martinez	43.953	72	Nicolas Cottancin	44.923	23	26	Bruno Fouré	2:10.780	2:11.506	26
24	17	Sylvio Bossi	41.883	96	Hervé Cordel	43.994	96	Hervé Cordel	44.948	24	37	Patrick Dehant	2:10.948	2:11.398	25
25	4	Bruno Georgeon	41.933	32	Jean Pierre Mignatelli	44.018	26	Bruno Fouré	44.951	25	5	Pierre Jean Reypin	2:10.949	2:11.396	24
26	26	Bruno Fouré	41.948	5	Pierre Jean Reypin	44.027	5	Pierre Jean Reypin	45.203	26	96	Hervé Cordel	2:11.046	2:11.271	23
27	61	Michel Cloud	41.998	24	Henri Charpentier	44.061	38	Claude Boueix	45.400	27	38	Claude Boueix	2:11.629	2:12.001	29
28	2	François Jaffredo	42.006	16	Cyrille Baliki	44.085	87	Yann Gasparini	45.423	28	72	Nicolas Cottancin	2:11.669	2:11.862	28
29	96	Hervé Cordel	42.104	87	Yann Gasparini	44.108	24	Henri Charpentier	45.446	29	24	Henri Charpentier	2:11.724	2:12.182	30
30	32	Jean Pierre Mignatelli	42.200	72	Nicolas Cottancin	44.129	37	Patrick Dehant	45.520	30	32	Jean Pierre Mignatelli	2:11.836	2:11.836	27
31	24	Henri Charpentier	42.217	57	Philippe Simon	44.143	32	Jean Pierre Mignatelli	45.618	31	87	Yann Gasparini	2:12.118	2:12.436	31
32	57	Philippe Simon	42.368	61	Michel Cloud	44.385	61	Michel Cloud	45.769	32	61	Michel Cloud	2:12.152	2:12.593	32
33	87	Yann Gasparini	42.587	38	Claude Boueix	44.492	57	Philippe Simon	45.825	33	57	Philippe Simon	2:12.336	2:13.325	33
34	72	Nicolas Cottancin	42.617	29	Eric Moussier	45.091	29	Eric Moussier	46.273	34	2	François Jaffredo	2:13.823	2:14.150	34
35	29	Eric Moussier	45.261	2	François Jaffredo	45.456	2	François Jaffredo	46.361	35	29	Eric Moussier	2:16.625	2:17.692	35



Autodromo Nazionale Monza

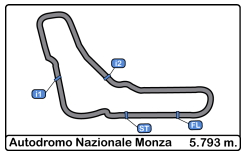
Caterham Cup

Race - 2

Leader Sequence



N°	Driver	Team	Class	Start Lap	End Lap	Laps	Total Laps
9	Henri Bizet	PALM	AS	1	1	1	1
6	Antoine Miquel	CCF	AS	2	5	4	4
9	Henri Bizet	PALM	AS	6	6	1	2
6	Antoine Miquel	CCF	AS	7	7	1	5
23	Pascal Wehrlen	PALM	AS	8	9	2	2
6	Antoine Miquel	CCF	AS	10	11	2	7
9	Henri Bizet	PALM	AS	12	12	1	3



Autodromo Nazionale Monza

Caterham Cup

Race - 2

Best 5 Lap Times



Cls	N°	Driver	Team	Class	Best 1		Best 2		Best 3		Best 4		Best 5	
					Time	Lap	Time	Lap	Time	Lap	Time	Lap	Time	Lap
1	6	Antoine Miquel	CCF	AS	2:08.665	10	2:09.532	2	2:09.666	5	2:10.022	3	2:10.028	6
2	3	Rémi Sauget	PALM	AS	2:08.738	4	2:08.955	5	2:09.737	2	2:09.967	11	2:10.095	10
3	15	Arnaud Mignatelli	CCF	AS	2:08.776	4	2:09.088	5	2:10.043	6	2:10.604	3	2:11.525	2
4	23	Pascal Wehrlen	PALM	AS	2:08.853	4	2:09.791	5	2:09.972	6	2:10.200	2	2:10.560	7
5	92	Olivier Loï	ST ELOI	AS	2:08.941	4	2:09.216	5	2:09.487	6	2:09.793	7	2:10.758	2
6	48	Alain Girardot	CCF	BS	2:09.133	5	2:09.188	6	2:09.551	7	2:09.839	11	2:09.892	4
7	40	Alexis Gronier	DOG RACING	AS	2:09.171	11	2:09.804	2	2:10.295	5	2:10.633	12	2:10.889	7
8	98	Olivier Guerin	CCF	AS	2:09.181	12	2:09.203	10	2:09.250	11	2:09.968	2	2:10.531	6
9	75	Alexandre Pinto	ST ELOI	AS	2:09.307	12	2:09.373	10	2:09.854	2	2:10.193	11	2:10.219	4
10	9	Henri Bizet	PALM	AS	2:09.311	3	2:09.359	5	2:09.560	10	2:09.977	6	2:10.416	12
11	60	Francis Chatelain	PALM	AS	2:09.429	5	2:09.688	4	2:09.756	6	2:09.901	11	2:09.931	7
12	41	Pascal Meignan	ST ELOI	AS	2:09.467	5	2:09.858	11	2:10.176	3	2:10.443	12	2:10.540	2
13	12	Arnaud Griffon	PALM	AS	2:09.503	11	2:09.987	3	2:10.839	7	2:10.931	12	2:11.106	2
14	21	Bruno Aveque	CCF	AS	2:09.521	6	2:09.543	10	2:09.812	5	2:09.833	4	2:09.841	7
15	99	Loic Martinez	CCF	BS	2:09.971	2	2:12.263	3	2:12.821	1	2:26.303	4		
16	69	Tone Le	CCF	AS	2:09.973	3	2:10.781	5	2:10.905	11	2:11.009	4	2:11.114	2
17	11	Frederic Allaire	ST ELOI	AS	2:10.100	3	2:10.441	2	2:10.794	5	2:10.859	7	2:11.033	4
18	7	Laura Chatelain	CCF	AS	2:10.108	11	2:10.174	2	2:10.255	7	2:10.354	4	2:11.083	6
19	20	Franck Chahinian	PALM	AS	2:10.334	5	2:10.525	4	2:11.111	3	2:12.328	2	2:21.145	1
20	4	Bruno Georgeon	ROSSELSP	AS	2:10.433	2	2:12.523	3	2:12.597	11	2:13.404	10	2:13.681	4
21	16	Cyrille Baliki	PALM	AS	2:10.828	12	2:11.167	3	2:11.186	2	2:11.251	11	2:11.483	6
22	17	Sylvio Bossi	CCF	BS	2:10.875	2	2:11.163	3	2:11.466	4	2:11.579	11	2:12.109	12
23	96	Hervé Cordel	CCF	AS	2:11.271	11	2:11.325	12	2:12.467	4	2:12.723	7	2:12.776	10
24	5	Pierre Jean Reypin	ROSSELSP	AS	2:11.396	11	2:11.655	12	2:12.330	3	2:12.904	10	2:13.070	4
25	37	Patrick Dehant	DOG RACING	BS	2:11.398	11	2:11.553	3	2:11.622	12	2:11.693	10	2:11.985	7
26	26	Bruno Foure	CCF	BS	2:11.506	11	2:12.466	12	2:12.489	10	2:12.549	4	2:12.929	7
27	32	Jean Pierre Mignatelli	CCF	BS	2:11.836	11	2:12.741	6	2:12.918	4	2:13.004	12	2:13.327	3
28	72	Nicolas Cottancin	CCF	AS	2:11.862	4	2:12.337	7	2:12.625	6	2:13.578	11	2:15.008	10
29	38	Claude Boueix	DOG RACING	BS	2:12.001	11	2:12.001	12	2:12.042	7	2:13.499	6	2:14.022	3
30	24	Henri Charpentier	CCF	AS	2:12.182	3	2:12.492	11	2:12.783	10	2:13.546	4	2:13.899	2
31	87	Yann Gasparini	ST ELOI	AS	2:12.436	3	2:12.897	11	2:13.036	10	2:14.236	2	2:14.552	12
32	61	Michel Cloud	CCF	BS	2:12.593	12	2:12.631	7	2:12.731	4	2:13.187	6	2:13.946	3
33	57	Philippe Simon	PALM	BS	2:13.325	2	2:13.836	11	2:13.951	7	2:13.983	10	2:14.341	3
34	2	François Jaffredo	ROSSELSP	AS	2:14.150	4	2:14.384	7	2:14.642	12	2:14.831	6	2:14.835	5
35	29	Eric Moussier	IND	AS	2:17.692	1	2:54.640	2						



Autodromo Nazionale Monza

Caterham Cup

Race - 2

Best 5 Top Speeds



Cls	N°	Driver	Team	Class	Top 1		Top 2		Top 3		Top 4		Top 5		Avg
					Km/h	Lap	Km/h	Lap	Km/h	Lap	Km/h	Lap	Km/h	Lap	
1	3	Rémi Sauget	PALM	AS	216.0	3	210.1	7	210.1	12	209.3	5	208.8	6	210.8
2	7	Laura Chatelain	CCF	AS	215.1	7	215.1	8	211.7	5	209.3	6	208.8	2	212.0
3	23	Pascal Wehrlen	PALM	AS	215.1	7	213.8	2	213.4	6	212.5	5	212.1	8	213.4
4	6	Antoine Miquel	CCF	AS	214.7	8	214.2	2	214.2	5	214.2	11	211.7	6	213.8
5	16	Cyrille Baliki	PALM	AS	214.7	6	210.5	7	208.8	2	208.0	3	206.8	11	209.8
6	92	Olivier Loï	ST ELOI	AS	214.7	5	212.1	6	211.3	4	208.4	8	203.7	7	210.1
7	98	Olivier Guerin	CCF	AS	214.2	5	212.1	10	212.1	11	211.7	4	210.5	6	212.1
8	12	Arnaud Griffon	PALM	AS	213.8	8	210.9	6	210.9	11	204.9	2	203.0	3	208.7
9	24	Henri Charpentier	CCF	AS	213.4	6	210.5	4	208.8	5	208.0	8	207.6	10	209.7
10	2	François Jaffredo	ROSSELSP	AS	213.0	8	212.1	7	210.1	2	208.8	11	208.0	5	210.4
11	60	Francis Chatelain	PALM	AS	213.0	5	213.0	8	208.4	2	207.6	4	206.1	7	209.6
12	75	Alexandre Pinto	ST ELOI	AS	213.0	8	212.1	4	211.3	3	210.5	2	209.7	11	211.3
13	96	Hervé Cordel	CCF	AS	212.5	5	209.3	6	207.6	10	205.7	8	201.4	11	207.3
14	9	Henri Bizet	PALM	AS	211.7	8	210.1	6	206.1	12	205.7	5	205.3	11	207.8
15	48	Alain Girardot	CCF	BS	211.3	7	207.6	6	204.1	12	202.6	5	196.7	3	204.5
16	11	Frederic Allaire	ST ELOI	AS	210.9	11	210.9	12	206.5	3	205.7	10	203.3	8	207.4
17	32	Jean Pierre Mignatelli	CCF	BS	210.9	6	205.7	11	204.9	3	204.1	12	202.6	4	205.6
18	37	Patrick Dehant	DOG RACING	BS	210.9	7	210.5	3	208.0	11	204.1	6	199.6	2	206.6
19	4	Bruno Georgeon	ROSSELSP	AS	210.1	5	210.1	12	206.5	8	203.7	2	203.7	11	206.8
20	61	Michel Cloud	CCF	BS	210.1	12	206.5	6	206.1	4	203.7	11	203.0	10	205.9
21	17	Sylvio Bossi	CCF	BS	208.8	5	200.0	8	199.6	3	199.6	11	197.4	6	201.1
22	21	Bruno Aveque	CCF	AS	208.4	6	205.7	8	200.3	10	200.3	11	200.0	7	202.9
23	20	Franck Chahinian	PALM	AS	208.0	5	206.1	4	203.3	6	196.3	3	190.4	2	200.8
24	38	Claude Boueix	DOG RACING	BS	208.0	12	204.9	7	201.4	11	201.1	5	199.2	4	202.9
25	15	Arnaud Mignatelli	CCF	AS	207.2	8	206.8	5	206.5	7	205.3	3	198.8	6	204.9
26	57	Philippe Simon	PALM	BS	207.2	8	202.6	5	202.2	7	200.0	6	196.3	2	201.7
27	5	Pierre Jean Reypin	ROSSELSP	AS	205.3	11	203.0	12	197.0	6	196.3	8	193.5	7	199.0
28	72	Nicolas Cottancin	CCF	AS	204.9	11	202.2	6	198.1	12	196.7	5	195.6	8	199.5
29	41	Pascal Meignan	ST ELOI	AS	204.5	6	203.0	8	201.4	3	201.1	11	200.3	4	202.1
30	99	Loic Martinez	CCF	BS	204.5	3	204.1	2	197.8	4	173.0	1			194.8
31	40	Alexis Gronier	DOG RACING	AS	204.1	5	202.6	11	197.4	6	197.4	12	196.3	2	199.6
32	87	Yann Gasparini	ST ELOI	AS	202.2	12	193.8	10	192.5	5	191.4	6	189.8	3	193.9
33	69	Tone Le	CCF	AS	201.8	8	197.0	3	196.7	10	196.7	11	196.3	7	197.7
34	26	Bruno Foure	CCF	BS	198.1	8	196.7	4	194.9	12	193.8	2	192.8	5	195.3
35	29	Eric Moussier	IND	AS	175.6	2	174.1	1							174.9



Autodromo Nazionale Monza

Caterham Cup

Race - 2

Fastest Laps Sequence



Lap	Time of Day	Session Time	N°	Driver	Team	Class	Time	Km/h
2	16:24:48.838	4:21.838	6	Antoine Miquel	CCF	AS	2:09.532	161.0
3	16:26:58.896	6:31.896	9	Henri Bizet	PALM	AS	2:09.311	161.2
4	16:29:09.392	8:42.392	23	Pascal Wehrlen	PALM	AS	2:08.853	161.8
4	16:29:10.397	8:43.397	15	Arnaud Mignatelli	CCF	AS	2:08.776	161.9
4	16:29:10.412	8:43.412	3	Rémi Sauget	PALM	AS	2:08.738	161.9
10	16:44:29.411	24:02.411	6	Antoine Miquel	CCF	AS	2:08.665	162.0



Autodromo Nazionale Monza


Caterham Cup

Race - 2

Event Best Maximum Speed



N°	Driver	Team	Class	Km/h	Session
98	Olivier Guerin	CCF	AS	216.8	Qualifying - 2
9	Henri Bizet	PALM	AS	216.4	Free practice
23	Pascal Wehrlen	PALM	AS	216.4	Free practice
96	Hervé Cordel	CCF	AS	216.4	Qualifying - 1
32	Jean Pierre Mignatelli	CCF	BS	216.4	Race - 1
12	Arnaud Griffon	PALM	AS	216.4	Qualifying - 2
60	Francis Chatelain	PALM	AS	216.0	Free practice
15	Arnaud Mignatelli	CCF	AS	216.0	Free practice
6	Antoine Miquel	CCF	AS	216.0	Free practice
233	Gilles Charpentier	CCF	AS	216.0	Qualifying - 1
3	Rémi Sauget	PALM	AS	216.0	Qualifying - 1
75	Alexandre Pinto	ST ELOI	AS	216.0	Qualifying - 1
40	Alexis Gronier	DOG RACING	AS	216.0	Race - 1
92	Olivier Loï	ST ELOI	AS	215.5	Qualifying - 1
21	Bruno Aveque	CCF	AS	215.5	Race - 1
16	Cyrille Baliki	PALM	AS	215.5	Qualifying - 2
37	Patrick Dehant	DOG RACING	BS	215.1	Qualifying - 1
11	Frederic Allaire	ST ELOI	AS	215.1	Qualifying - 1
29	Eric Moussier	IND	AS	215.1	Race - 1
20	Franck Chahinian	PALM	AS	215.1	Race - 1
7	Laura Chatelain	CCF	AS	215.1	Race - 2
38	Claude Boueix	DOG RACING	BS	214.7	Qualifying - 1
24	Henri Charpentier	CCF	AS	214.7	Race - 1
48	Alain Girardot	CCF	BS	214.2	Qualifying - 1
69	Tone Le	CCF	AS	213.8	Free practice
41	Pascal Meignan	ST ELOI	AS	213.8	Qualifying - 1
5	Pierre Jean Reypin	ROSSELS	AS	213.8	Race - 1
87	Yann Gasparini	ST ELOI	AS	213.8	Qualifying - 2
2	François Jaffredo	ROSSELS	AS	213.4	Qualifying - 1
17	Sylvio Bossi	CCF	BS	213.4	Qualifying - 2
4	Bruno Georgeon	ROSSELS	AS	212.5	Free practice
72	Nicolas Cottancin	CCF	AS	212.5	Race - 1
61	Michel Cloud	CCF	BS	212.5	Qualifying - 2
57	Philippe Simon	PALM	BS	212.1	Qualifying - 2
99	Loic Martinez	CCF	BS	210.9	Free practice
14	Jean Paul Gobba	CCF	BS	210.5	Free practice
26	Bruno Foure	CCF	BS	209.3	Qualifying - 1



Autodromo Nazionale Monza

Caterham Cup

Race - 2

Lap Chart



LAP

Nr	Pos	Grid	1	2	3	4	5	6	7	8	9	10	11	12
9	1	9	9	6	6	6	6	9	6	23	23	6	6	9
23	2	23	48	23	9	23	9	6	23	9	9	9	3	6
6	3	6	6	9	23	9	23	23	9	3	3	23	9	3
48	4	48	23	99	15	15	3	3	3	48	48	3	48	48
15	5	15	15	3	3	3	15	15	48	60	60	48	60	60
99	6	99	99	48	99	60	60	48	60	6	6	60	21	21
29	7	29	3	15	21	21	48	60	21	21	21	21	98	98
21	8	21	21	60	60	48	21	21	92	92	92	75	75	75
7	9	7	92	21	48	92	92	92	15	75	75	98	41	41
3	10	3	60	92	98	7	7	98	7	41	41	41	7	7
60	11	60	4	4	92	98	98	7	75	98	98	7	40	40
4	12	4	7	7	7	75	75	75	98	7	7	40	69	12
75	13	75	98	98	4	11	40	40	40	40	40	11	11	16
92	14	92	75	75	75	40	11	41	41	11	11	69	12	11
98	15	98	40	40	11	69	41	11	11	16	16	16	16	17
11	16	11	11	11	40	41	69	69	69	69	69	12	17	37
40	17	40	16	41	41	4	16	16	16	12	12	17	37	5
41	18	41	29	16	69	16	4	4	12	17	17	4	24	24
37	19	37	41	69	16	17	20	17	17	4	4	24	4	4
69	20	69	69	17	17	20	17	12	4	24	24	37	5	26
5	21	5	17	37	12	37	12	5	24	5	5	5	26	96
17	22	17	24	20	12	24	24	5	37	37	26	38	38	38
12	23	12	37	24	37	24	5	37	37	38	38	38	96	32
24	24	24	57	57	24	5	87	87	38	61	26	96	23	87
20	25	20	20	12	5	99	26	38	26	26	96	87	87	57
16	26	16	5	5	57	57	37	26	61	96	87	57	32	72
32	27	32	87	87	87	87	38	61	96	87	57	32	57	61
87	28	87	12	38	38	38	96	96	72	57	32	72	72	69
61	29	61	38	26	26	26	57	57	32	32	2	61	61	2
57	30	57	2	61	61	96	61	32	57	2	61	92	2	2
72	31	72	72	2	96	61	32	72	87	72	72	2	2	2
26	32	26	26	96	32	32	72	2	2	2	2	2	2	2
96	33	96	61	72	2	72	2	2	2	2	2	2	2	2
38	34	38	96	32	72	2	2	2	2	2	2	2	2	2
2	35	2	32	29	29	29	29	29	29	29	29	29	29	29

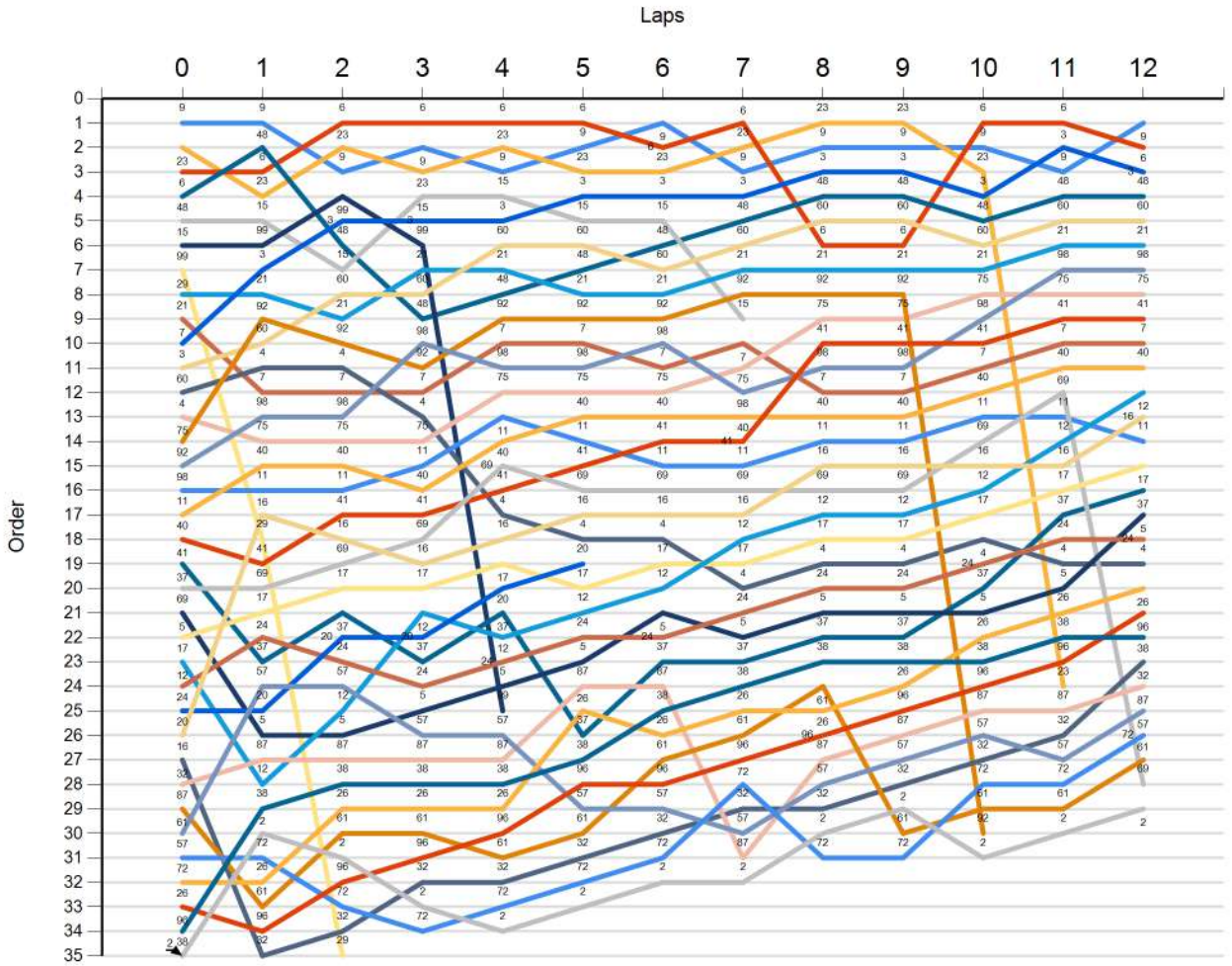




Autodromo Nazionale Monza
 Caterham Cup
 Race - 2
 Graphic Lap Chart



- 9
- 23
- 6
- 48
- 15
- 99
- 29
- 21
- 7
- 3
- 60
- 4
- 75
- 92
- 98
- 11
- 40
- 41
- 37
- 69
- 5
- 17
- 12
- 24
- 20
- 16
- 32
- 87
- 61
- 57
- 72
- 26
- 96
- 38
- 2





Autodromo Nazionale Monza
Caterham Cup
Race - 2
Pit Stop Analysis



N°	In Day Time	Driver	Team	Class	In Time	Stop N°	Pit Time	Handicap	Penalty
----	-------------	--------	------	-------	---------	---------	----------	----------	---------

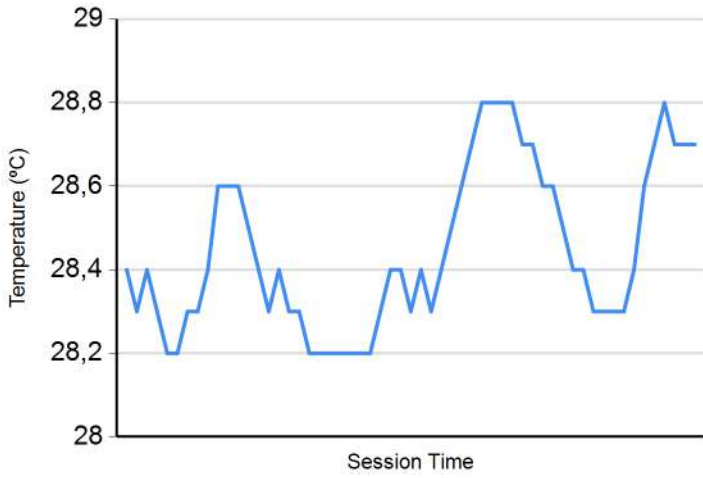




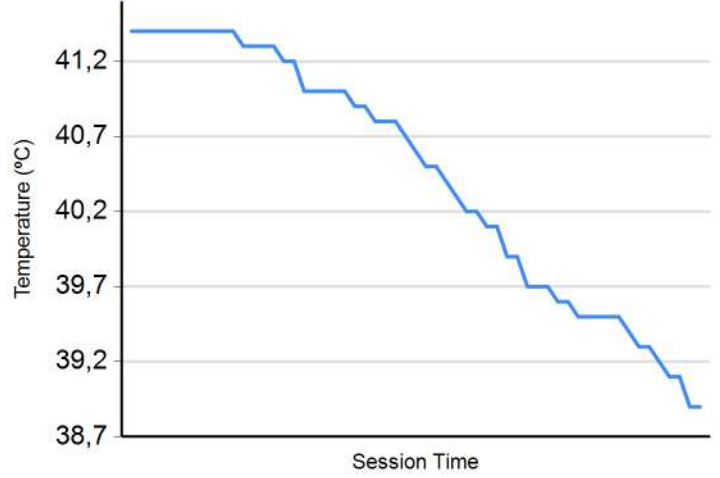
Autodromo Nazionale Monza
Caterham Cup
Race - 2
Weather Report



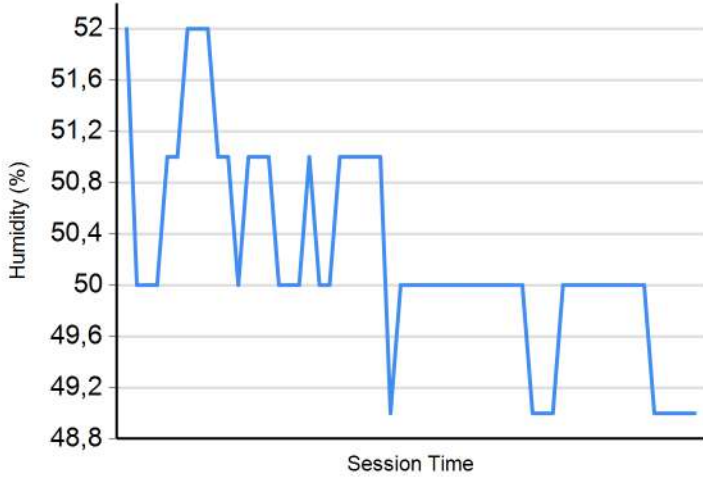
Air Temperature



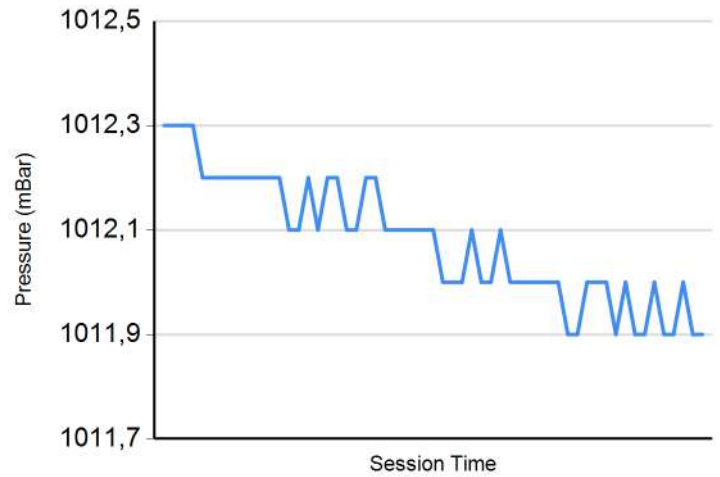
Track Temperature



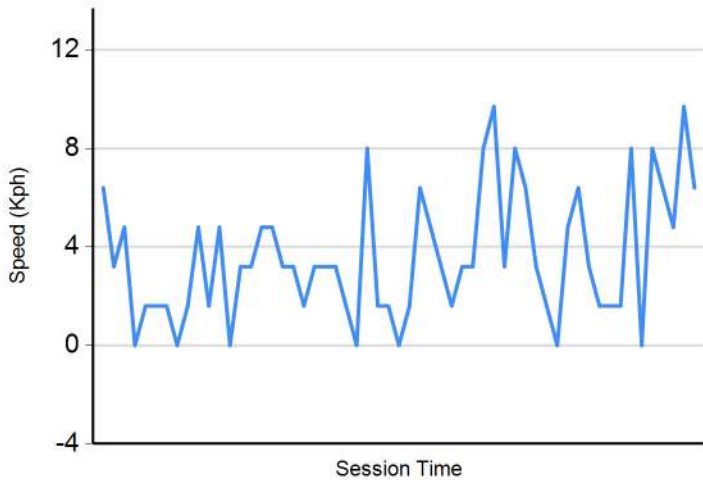
Humidity



Pressure



Wind Speed



Wind direction

North = 0°/360° Est = 90° South = 180° West = 270°

