

Autodromo Nazionale Monza
Caterham Cup
Free practice
Provisional Results



Cls	N°	Driver	Team	Class	Cls	Laps	Best	Time	Gap	Interval	Km/h
1	6	Antoine Miquel	CCF	AS	1	17	15	2:08.019			162.9
2	9	Henri Bizet	PALM	AS	2	19	13	2:08.073	0.054	0.054	162.8
3	23	Pascal Wehrlen	PALM	AS	3	19	18	2:08.755	0.736	0.682	161.9
4	48	Alain Girardot	CCF	BS	1	18	13	2:08.983	0.964	0.228	161.6
5	3	Rémi Sauget	PALM	AS	4	18	15	2:09.069	1.050	0.086	161.5
6	15	Arnaud Mignatelli	CCF	AS	5	18	14	2:09.255	1.236	0.186	161.3
7	29	Eric Moussier	IND	AS	6	15	13	2:09.418	1.399	0.163	161.1
8	21	Bruno Aveque	CCF	AS	7	19	13	2:09.680	1.661	0.262	160.8
9	60	Francis Chatelain	PALM	AS	8	19	13	2:09.702	1.683	0.022	160.7
10	92	Olivier Loï	ST ELOI	AS	9	19	18	2:10.095	2.076	0.393	160.3
11	7	Laura Chatelain	CCF	AS	10	19	13	2:10.210	2.191	0.115	160.1
12	14	Jean Paul Gobba	CCF	BS	2	17	14	2:10.285	2.266	0.075	160.0
13	99	Loic Martinez	CCF	B	1	19	13	2:10.389	2.370	0.104	159.9
14	40	Alexis Gronier	DOG RACING	AS	11	18	12	2:10.500	2.481	0.111	159.8
15	12	Arnaud Griffon	PALM	AS	12	18	10	2:10.524	2.505	0.024	159.7
16	98	Olivier Guerin	CCF	AS	13	18	8	2:10.697	2.678	0.173	159.5
17	69	Henri Charpentier	CCF	AS	14	18	13	2:10.769	2.750	0.072	159.4
18	11	Frederic Allaire	ST ELOI	AS	15	19	18	2:10.844	2.825	0.075	159.3
19	16	Cyrille Baliki	PALM	AS	16	19	15	2:10.933	2.914	0.089	159.2
20	75	Alexandre Pinto	ST ELOI	AS	17	18	15	2:10.961	2.942	0.028	159.2
21	96	Hervé Cordel	CCF	AS	18	9	7	2:11.155	3.136	0.194	159.0
22	41	Pascal Meignan	ST ELOI	AS	19	19	17	2:11.322	3.303	0.167	158.8
23	37	Patrick Dehant	DOG RACING	BS	3	19	17	2:11.493	3.474	0.171	158.6
24	20	Franck Chahinian	PALM	AS	20	18	17	2:11.957	3.938	0.464	158.0
25	5	Pierre Jean Reypin	ROSSELSP	AS	21	16	11	2:12.025	4.006	0.068	157.9
26	4	Bruno Georgeon	ROSSELSP	AS	22	16	12	2:12.025	4.006	0.000	157.9
27	26	Bruno Foure	CCF	BS	4	17	16	2:12.201	4.182	0.176	157.7
28	24	Gilles Charpentier	CCF	AS	23	16	14	2:12.688	4.669	0.487	157.1
29	17	Sylvio Bossi	CCF	BS	5	15	12	2:12.917	4.898	0.229	156.9
30	57	Philippe Simon	PALM	BS	6	18	17	2:13.288	5.269	0.371	156.4
31	61	Michel Cloud	CCF	BS	7	18	16	2:13.560	5.541	0.272	156.1
32	32	Jean Pierre Mignatelli	CCF	BS	8	16	13	2:13.608	5.589	0.048	156.0
33	72	Nicolas Cottancin	CCF	AS	24	17	14	2:13.803	5.784	0.195	155.8
34	87	Yann Gasparini	ST ELOI	AS	25	17	8	2:14.370	6.351	0.567	155.2
35	38	Claude Boueix	DOG RACING	BS	9	18	13	2:14.660	6.641	0.290	154.8
36	233	Tone Le	CCF	AS	26	16	13	2:15.335	7.316	0.675	154.0
37	2	François Jaffredo	ROSSELSP	AS	27	17	15	2:16.142	8.123	0.807	153.1

Published at:.....

Track Temp: **33.3 °C** Air Temp: **29.9 °C** Humidity: **42 %** Track Status: **DRY**

Stewards:

Race Director:

Timekeeper:





Autodromo Nazionale Monza
Caterham Cup
Free practice
Provisional Results by Class



Cls	N°	Driver	Team	Class	Cls	Laps	Best	Time	Gap	Interval	Km/h
AS											
1	6	Antoine Miquel	CCF	AS	1	17	15	2:08.019			162.9
2	9	Henri Bizet	PALM	AS	2	19	13	2:08.073	0.054	0.054	162.8
3	23	Pascal Wehrlen	PALM	AS	3	19	18	2:08.755	0.736	0.682	161.9
4	3	Rémi Sauget	PALM	AS	4	18	15	2:09.069	1.050	0.314	161.5
5	15	Arnaud Mignatelli	CCF	AS	5	18	14	2:09.255	1.236	0.186	161.3
6	29	Eric Moussier	IND	AS	6	15	13	2:09.418	1.399	0.163	161.1
7	21	Bruno Aveque	CCF	AS	7	19	13	2:09.680	1.661	0.262	160.8
8	60	Francis Chatelain	PALM	AS	8	19	13	2:09.702	1.683	0.022	160.7
9	92	Olivier Loï	ST ELOI	AS	9	19	18	2:10.095	2.076	0.393	160.3
10	7	Laura Chatelain	CCF	AS	10	19	13	2:10.210	2.191	0.115	160.1
11	40	Alexis Gronier	DOG RACING	AS	11	18	12	2:10.500	2.481	0.290	159.8
12	12	Arnaud Griffon	PALM	AS	12	18	10	2:10.524	2.505	0.024	159.7
13	98	Olivier Guerin	CCF	AS	13	18	8	2:10.697	2.678	0.173	159.5
14	69	Henri Charpentier	CCF	AS	14	18	13	2:10.769	2.750	0.072	159.4
15	11	Frederic Allaire	ST ELOI	AS	15	19	18	2:10.844	2.825	0.075	159.3
16	16	Cyrille Baliki	PALM	AS	16	19	15	2:10.933	2.914	0.089	159.2
17	75	Alexandre Pinto	ST ELOI	AS	17	18	15	2:10.961	2.942	0.028	159.2
18	96	Hervé Cordel	CCF	AS	18	9	7	2:11.155	3.136	0.194	159.0
19	41	Pascal Meignan	ST ELOI	AS	19	19	17	2:11.322	3.303	0.167	158.8
20	20	Franck Chahinian	PALM	AS	20	18	17	2:11.957	3.938	0.635	158.0
21	5	Pierre Jean Reypin	ROSSELSP	AS	21	16	11	2:12.025	4.006	0.068	157.9
22	4	Bruno Georgeon	ROSSELSP	AS	22	16	12	2:12.025	4.006	0.000	157.9
23	24	Gilles Charpentier	CCF	AS	23	16	14	2:12.688	4.669	0.663	157.1
24	72	Nicolas Cottancin	CCF	AS	24	17	14	2:13.803	5.784	1.115	155.8
25	87	Yann Gasparini	ST ELOI	AS	25	17	8	2:14.370	6.351	0.567	155.2
26	233	Tone Le	CCF	AS	26	16	13	2:15.335	7.316	0.965	154.0
27	2	François Jaffredo	ROSSELSP	AS	27	17	15	2:16.142	8.123	0.807	153.1
B											
1	99	Loic Martinez	CCF	B	1	19	13	2:10.389			159.9
BS											
1	48	Alain Girardot	CCF	BS	1	18	13	2:08.983			161.6
2	14	Jean Paul Gobba	CCF	BS	2	17	14	2:10.285	1.302	1.302	160.0
3	37	Patrick Dehant	DOG RACING	BS	3	19	17	2:11.493	2.510	1.208	158.6
4	26	Bruno Foure	CCF	BS	4	17	16	2:12.201	3.218	0.708	157.7
5	17	Sylvio Bossi	CCF	BS	5	15	12	2:12.917	3.934	0.716	156.9
6	57	Philippe Simon	PALM	BS	6	18	17	2:13.288	4.305	0.371	156.4
7	61	Michel Cloud	CCF	BS	7	18	16	2:13.560	4.577	0.272	156.1
8	32	Jean Pierre Mignatelli	CCF	BS	8	16	13	2:13.608	4.625	0.048	156.0
9	38	Claude Boueix	DOG RACING	BS	9	18	13	2:14.660	5.677	1.052	154.8

Published at:.....

Track Temp: **33.3 °C** Air Temp: **29.9 °C** Humidity: **42 %** Track **DRY**

Stewards:	Race Director:	Timekeeper:
------------------	-----------------------	------------------------





Autodromo Nazionale Monza
Caterham Cup
 Free practice
 Lap Analysis



2

François Jaffredo

AS 4

Bruno Georgeon

AS

ROSSELSP

ROSSELSP

Lap D	Time	Sector 1	Sector 2	Sector 3	T. Spd	Elapsed	Lap D	Time	Sector 1	Sector 2	Sector 3	T. Spd	Elapsed
1	15:52:39.308	15:50:53.090	53.052	53.166	153.4	15:52:39.308	1	15:52:58.761	15:51:15.123	52.180	51.458	101.6	15:52:58.761
2	2:27.680	45.432	50.660	51.588	180.3	15:55:06.988	2	2:21.995	44.274	47.608	50.113	165.6	15:55:20.756
3	2:24.000	44.573	49.613	49.814	191.4	15:57:30.988	3	2:16.292	43.215	45.831	47.246	178.2	15:57:37.048
4	2:21.862	44.118	48.649	49.095	170.0	15:59:52.850	4	2:14.473	43.028	44.223	47.222	190.1	15:59:51.521
5	2:25.054	43.825	50.940	50.289	182.1	16:02:17.904	5	2:13.418	42.799	44.295	46.324	184.9	16:02:04.939
6	2:20.864	43.305	47.793	49.766	203.3	16:04:38.768	6	2:13.388	41.922	44.828	46.638	198.1	16:04:18.327
7	2:22.670	44.289	48.206	50.175	179.7	16:07:01.438	7	2:29.326 P	43.202	46.550	59.574	191.4	16:06:47.653
8	2:19.634	43.589	47.444	48.601	211.3	16:09:21.072	8	8:13.955	6:42.472	45.317	46.166	119.8	16:15:01.608
9	2:19.569	43.529	47.635	48.405	201.1	16:11:40.641	9	2:13.837	42.767	45.703	45.367	208.0	16:17:15.445
10	2:30.406 P	43.623	47.219	59.564	208.4	16:14:11.047	10	2:12.325	41.978	44.629	45.718	183.0	16:19:27.770
11	4:40.383	3:05.007	47.465	47.911	116.5	16:18:51.430	11	2:13.714	42.471	45.727	45.516	187.8	16:21:41.484
12	2:17.778	42.832	46.802	48.144	193.8	16:21:09.208	12	2:12.025	41.968	44.649	45.408	198.5	16:23:53.509
13	2:19.857	43.234	48.711	47.912	187.1	16:23:29.065	13	2:12.674	42.221	44.205	46.248	200.3	16:26:06.183
14	2:18.094	43.378	46.782	47.934	206.8	16:25:47.159	14	2:28.195	44.961	52.991	50.243	212.5	16:28:34.378
15	2:16.142	42.987	46.494	46.661	178.2	16:28:03.301	15	2:16.090	42.481	47.008	46.601	180.3	16:30:50.468
16	2:17.790	42.353	48.111	47.326	200.3	16:30:21.091	16	3:13.421 P	52.483	57.894	1:23.044	124.5	16:34:03.889
17	2:47.685 P	49.904	51.951	1:05.830	145.7	16:33:08.776							

3

Rémi Sauget

AS

5 Pierre Jean Reypin

AS

PALM

ROSSELSP

Lap D	Time	Sector 1	Sector 2	Sector 3	T. Spd	Elapsed	Lap D	Time	Sector 1	Sector 2	Sector 3	T. Spd	Elapsed
1	15:52:52.158	15:51:14.205	50.902	47.051	104.6	15:52:52.158	1	15:53:02.942	15:51:16.484	54.629	51.829	102.9	15:53:02.942
2	2:18.643	43.462	47.467	47.714	176.7	15:55:10.801	2	2:19.524	44.175	47.089	48.260	175.6	15:55:22.466
3	2:12.655	41.780	45.597	45.278	190.8	15:57:23.456	3	2:18.892	42.968	47.119	48.805	179.7	15:57:41.358
4	2:10.892	41.867	43.875	45.150	192.5	15:59:34.348	4	2:16.632	43.723	45.533	47.376	161.4	15:59:57.990
5	2:12.059	41.880	44.359	45.820	210.9	16:01:46.407	5	2:16.362	42.645	46.952	46.765	200.0	16:02:14.352
6	2:11.827	42.404	43.943	45.480	188.8	16:03:58.234	6	2:15.842	42.396	46.430	47.016	177.3	16:04:30.194
7	2:11.527	42.453	44.166	44.908	188.8	16:06:09.761	7	2:14.053	42.663	44.909	46.481	204.5	16:06:44.247
8	2:12.004	41.565	45.007	45.432	193.8	16:08:21.765	8	2:13.091	42.398	44.656	46.037	207.6	16:08:57.338
9	2:10.691	41.951	43.751	44.989	201.4	16:10:32.456	9	2:27.454 P	42.781	44.619	1:00.054	205.7	16:11:24.792
10	2:10.135	41.875	43.808	44.452	203.7	16:12:42.591	10	8:00.713	6:28.710	44.578	47.425	164.8	16:19:25.505
11	2:10.176	41.807	43.284	45.085	210.1	16:14:52.767	11	2:12.025	41.872	43.789	46.364	209.7	16:21:37.530
12	2:16.779 P	41.596	43.538	51.645	212.5	16:17:09.546	12	2:13.302	42.550	44.912	45.840	171.9	16:23:50.832
13	4:50.161	3:21.869	43.571	44.721	175.8	16:21:59.707	13	2:14.674	41.949	45.515	47.210	205.7	16:26:05.506
14	2:12.352	42.725	44.329	45.298	210.9	16:24:12.059	14	2:14.756	43.130	44.799	46.827	200.3	16:28:20.262
15	2:09.069	41.566	43.056	44.447	210.1	16:26:21.128	15	2:12.401	42.043	44.199	46.159	206.8	16:30:32.663
16	2:11.330	42.405	43.823	45.102	176.7	16:28:32.458	16	3:11.286 P	49.165	59.379	1:22.742	154.9	16:33:43.949
17	2:10.145	41.726	43.754	44.665	190.1	16:30:42.603							
18	2:36.478 P	41.791	45.994	1:08.693	209.7	16:33:19.081							



Autodromo Nazionale Monza
Caterham Cup
 Free practice
 Lap Analysis



6

Antoine Miquel

AS **9**

Henri Bizet

AS

CCF

PALM

Lap D	Time	Sector 1	Sector 2	Sector 3	T. Spd	Elapsed	Lap D	Time	Sector 1	Sector 2	Sector 3	T. Spd	Elapsed
1	15:52:52.154	15:51:16.964	48.936	46.254	173.0	15:52:52.154	1	15:52:51.105	15:51:11.246	51.087	48.772	111.8	15:52:51.105
2	2:25.895	42.027	45.475	58.393	203.0	15:55:18.049	2	2:14.323	43.756	45.140	45.427	187.8	15:55:05.428
3	2:19.041	48.055	45.238	45.748	193.5	15:57:37.090	3	2:11.869	42.337	44.533	44.999	190.1	15:57:17.297
4	2:09.808	41.858	43.556	44.394	205.7	15:59:46.898	4	2:10.704	42.477	43.547	44.680	186.5	15:59:28.001
5	2:08.851	41.596	42.383	44.872	193.2	16:01:55.749	5	2:11.508	42.103	44.105	45.300	210.9	16:01:39.509
6	2:09.091	41.476	43.489	44.126	192.5	16:04:04.840	6	2:17.338	42.267	48.785	46.286	209.7	16:03:56.847
7	2:10.088	41.308	43.962	44.818	196.0	16:06:14.928	7	2:11.930	41.785	44.509	45.636	183.6	16:06:08.777
8	2:09.918	41.705	43.136	45.077	210.9	16:08:24.846	8	2:10.099	41.356	44.052	44.691	196.0	16:08:18.876
9	2:09.634	41.377	43.252	45.005	204.9	16:10:34.480	9	2:10.221	41.948	43.688	44.585	210.1	16:10:29.097
10	2:10.500	41.512	43.351	45.637	213.0	16:12:44.980	10	2:11.523	43.082	44.123	44.318	180.6	16:12:40.620
11	2:10.590	41.851	43.275	45.464	210.9	16:14:55.570	11	2:09.434	41.463	43.541	44.430	216.4	16:14:50.054
12	2:18.027	47.990	45.477	44.560	162.1	16:17:13.597	12	2:08.895	41.552	43.218	44.125	213.8	16:16:58.949
13	2:10.467	41.931	43.251	45.285	209.3	16:19:24.064	13	2:08.073	41.350	42.890	43.833	204.1	16:19:07.022
14	2:09.106	41.629	43.163	44.314	211.7	16:21:33.170	14	2:08.589	41.376	43.203	44.010	202.6	16:21:15.611
15	2:08.019	41.187	42.729	44.103	213.0	16:23:41.189	15	2:09.021	41.651	43.296	44.074	214.2	16:23:24.632
16	2:09.457	41.361	43.629	44.467	211.3	16:25:50.646	16	2:22.398	54.234	43.617	44.547	127.9	16:25:47.030
17	2:17.519 P	41.483	43.555	52.481	216.0	16:28:08.165	17	2:09.528	42.073	43.310	44.145	177.3	16:27:56.558
							18	2:08.233	41.483	42.903	43.847	205.7	16:30:04.791
							19	2:29.341 P	44.627	44.045	1:00.669	147.7	16:32:34.132

7

Laura Chatelain

AS

CCF

11


Frederic Allaire

AS

ST ELOI

Lap D	Time	Sector 1	Sector 2	Sector 3	T. Spd	Elapsed	Lap D	Time	Sector 1	Sector 2	Sector 3	T. Spd	Elapsed
1	15:52:55.439	15:51:15.762	50.818	48.859	137.9	15:52:55.439							
2	2:15.710	41.773	46.494	47.443	204.1	15:55:11.149							
3	2:13.725	42.084	46.530	45.111	185.8	15:57:24.874	1	15:52:40.537	15:50:59.802	49.587	51.148	121.4	15:52:40.537
4	2:10.831	41.983	44.059	44.789	198.1	15:59:35.705	2	2:23.245	46.648	47.964	48.633	134.3	15:55:03.782
5	2:12.853	41.431	44.601	46.821	202.6	16:01:48.558	3	2:22.279	45.317	49.031	47.931	183.9	15:57:26.061
6	2:10.938	41.484	44.232	45.222	201.8	16:03:59.496	4	2:18.919	43.725	46.214	48.980	160.4	15:59:44.980
7	2:11.556	42.261	44.029	45.266	171.1	16:06:11.052	5	2:15.046	44.451	44.718	45.877	151.2	16:02:00.026
8	2:11.376	41.936	44.121	45.319	191.4	16:08:22.428	6	2:13.273	43.122	44.733	45.418	188.1	16:04:13.299
9	2:10.782	41.687	44.367	44.728	202.2	16:10:33.210	7	2:12.557	42.660	44.500	45.397	196.0	16:06:25.856
10	2:11.699	42.071	43.529	46.099	189.8	16:12:44.909	8	2:13.496	43.019	44.847	45.630	188.4	16:08:39.352
11	2:10.858	42.034	44.054	44.770	191.8	16:14:55.767	9	2:11.867	42.760	44.195	44.912	203.7	16:10:51.219
12	2:11.445	42.112	44.063	45.270	209.7	16:17:07.212	10	2:13.927	42.518	45.378	46.031	192.8	16:13:05.146
13	2:10.210	41.677	44.297	44.236	204.1	16:19:17.422	11	2:12.605	42.985	44.374	45.246	178.8	16:15:17.751
14	2:11.156	42.359	44.059	44.738	200.7	16:21:28.578	12	2:12.280	42.908	44.096	45.276	190.1	16:17:30.031
15	2:18.429 P	42.057	44.350	52.022	201.1	16:23:47.007	13	2:12.171	43.338	43.611	45.222	183.3	16:19:42.202
16	3:40.227	2:10.531	44.252	45.444	176.4	16:27:27.234	14	2:11.940	43.036	43.646	45.258	194.5	16:21:54.142
17	2:11.909	42.337	44.348	45.224	195.2	16:29:39.143	15	2:13.506	42.802	45.145	45.559	204.5	16:24:07.648
18	2:11.134	41.796	44.095	45.243	201.1	16:31:50.277	16	2:13.464	42.687	45.209	45.568	211.3	16:26:21.112
19	2:59.764 P	50.038	56.956	1:12.770	145.1	16:34:50.041	17	2:12.986	43.907	43.836	45.243	175.0	16:28:34.098
							18	2:10.844	42.176	43.786	44.882	181.2	16:30:44.942
							19	3:15.138 P	54.514	59.656	1:20.968	141.5	16:34:00.080





Autodromo Nazionale Monza
Caterham Cup
 Free practice
 Lap Analysis



12

Arnaud Griffon

AS 15

Arnaud Mignatelli

AS

PALM

CCF

Lap	D	Time	Sector 1	Sector 2	Sector 3	T. Spd	Elapsed	Lap	D	Time	Sector 1	Sector 2	Sector 3	T. Spd	Elapsed
1		15:52:53.823	15:51:13.794	51.580	48.449	121.8	15:52:53.823	1		15:53:24.092	15:51:40.935	52.614	50.543	132.1	15:53:24.092
2		2:15.009	43.017	44.945	47.047	180.9	15:55:08.832	2		2:23.047	45.961	47.447	49.639	152.5	15:55:47.139
3		2:13.011	42.439	44.603	45.969	205.3	15:57:21.843	3		2:15.234	43.712	46.078	45.444	183.0	15:58:02.373
4		2:12.026	41.750	44.406	45.870	198.1	15:59:33.869	4		2:10.805	42.006	44.316	44.483	196.7	16:00:13.178
5		2:14.073	42.718	44.901	46.454	196.0	16:01:47.942	5		2:12.282	42.137	44.820	45.325	188.4	16:02:25.460
6		2:10.857	41.518	44.008	45.331	210.1	16:03:58.799	6		2:10.910	42.720	43.698	44.492	187.5	16:04:36.370
7		2:11.828	42.344	44.331	45.153	165.6	16:06:10.627	7		2:10.327	42.166	43.810	44.351	190.4	16:06:46.697
8		2:11.117	42.129	43.609	45.379	186.8	16:08:21.744	8		2:21.301 P	41.510	43.554	56.237	199.6	16:09:07.998
9		2:11.012	42.230	43.623	45.159	198.8	16:10:32.756	9		3:27.250	1:59.130	43.675	44.445	173.3	16:12:35.248
10		2:10.524	41.809	43.843	44.872	184.6	16:12:43.280	10		2:10.242	42.166	43.698	44.378	197.4	16:14:45.490
11		2:12.545	42.018	45.051	45.476	204.1	16:14:55.825	11		2:10.508	42.360	43.812	44.336	205.7	16:16:55.998
12		2:11.286	41.827	44.044	45.415	208.4	16:17:07.111	12		2:09.438	41.584	43.269	44.585	216.0	16:19:05.436
13		2:10.834	41.638	43.597	45.599	213.8	16:19:17.945	13		2:10.374	41.581	44.023	44.770	204.9	16:21:15.810
14		2:11.542	42.001	44.183	45.358	207.2	16:21:29.487	14		2:09.255	42.130	43.011	44.114	201.1	16:23:25.065
15		2:34.590 P	41.703	46.263	1:06.624	206.1	16:24:04.077	15		2:12.754	41.929	43.163	47.662	200.3	16:25:37.819
16		4:29.555	2:59.235	44.931	45.389	146.1	16:28:33.632	16		2:14.776	43.555	45.456	45.765	176.4	16:27:52.595
17		2:17.473	41.681	50.353	45.439	204.9	16:30:51.105	17		2:10.853	42.147	43.994	44.712	208.0	16:30:03.448
18		3:29.846 P	1:02.163	59.726	1:27.957	107.0	16:34:20.951	18		2:42.574 P	47.600	47.481	1:07.493	158.1	16:32:46.022

14

Jean Paul Gobba

BS 16

Cyrille Baliki


AS

CCF

PALM

Lap	D	Time	Sector 1	Sector 2	Sector 3	T. Spd	Elapsed	Lap	D	Time	Sector 1	Sector 2	Sector 3	T. Spd	Elapsed
1		15:53:23.188	15:51:40.187	51.641	51.360	108.5	15:53:23.188	1		15:52:57.030	15:51:17.360	51.417	48.253	118.2	15:52:57.030
2		2:19.409	44.254	47.561	47.594	192.8	15:55:42.597	2		2:19.503	44.027	47.709	47.767	160.7	15:55:16.533
3		2:16.250	42.988	45.326	47.936	208.4	15:57:58.847	3		2:17.144	44.494	46.217	46.433	146.7	15:57:33.677
4		2:14.134	42.834	44.897	46.403	192.1	16:00:12.981	4		2:15.474	42.958	45.919	46.597	179.4	15:59:49.151
5		2:13.897	43.147	44.557	46.193	178.5	16:02:26.878	5		2:14.555	42.278	45.667	46.610	200.3	16:02:03.706
6		2:26.464 P	42.354	46.530	57.580	176.4	16:04:53.342	6		2:14.963	42.402	45.704	46.857	204.1	16:04:18.669
7		3:28.093	1:56.305	45.783	46.005	146.1	16:08:21.435	7		2:13.555	42.211	45.335	46.009	196.0	16:06:32.224
8		2:13.719	41.933	44.048	47.738	201.8	16:10:35.154	8		2:13.465	42.125	45.585	45.755	212.1	16:08:45.689
9		2:11.119	41.950	43.985	45.184	202.6	16:12:46.273	9		2:12.822	42.562	44.941	45.319	213.4	16:10:58.511
10		2:10.898	42.186	43.807	44.905	184.3	16:14:57.171	10		2:12.527	42.455	45.019	45.053	211.3	16:13:11.038
11		2:17.871	46.885	45.528	45.458	163.1	16:17:15.042	11		2:11.601	41.928	44.590	45.083	213.8	16:15:22.639
12		2:15.828	41.873	44.755	49.200	195.6	16:19:30.870	12		2:11.890	41.926	44.766	45.198	212.1	16:17:34.529
13		2:11.721	42.744	43.973	45.004	203.7	16:21:42.591	13		2:11.731	41.963	44.062	45.706	214.7	16:19:46.260
14		2:10.285	41.492	43.923	44.870	206.1	16:23:52.876	14		2:11.295	41.849	44.415	45.031	214.2	16:21:57.555
15		2:16.022	41.763	45.482	48.777	192.1	16:26:08.898	15		2:10.933	42.101	43.967	44.865	213.4	16:24:08.488
16		2:13.911	41.846	43.814	48.251	210.5	16:28:22.809	16		2:12.415	41.954	44.721	45.740	191.4	16:26:20.903
17		2:22.180 P	43.326	44.370	54.484	209.3	16:30:44.989	17		2:11.762	42.399	44.160	45.203	208.8	16:28:32.665
								18		2:11.984	41.614	44.649	45.721	211.3	16:30:44.649
								19		2:39.004 P	43.654	48.069	1:07.281	173.3	16:33:23.653





Autodromo Nazionale Monza
Caterham Cup
 Free practice
 Lap Analysis



17

Sylvio Bossi

BS 21

Bruno Aveque

AS

CCF

CCF

Lap D	Time	Sector 1	Sector 2	Sector 3	T. Spd	Elapsed	Lap D	Time	Sector 1	Sector 2	Sector 3	T. Spd	Elapsed
1	15:53:08.926	15:51:29.776	50.092	49.058	147.9	15:53:08.926	1	15:52:56.769	15:51:15.622	51.947	49.200	113.0	15:52:56.769
2	2:15.122	43.370	45.303	46.449	170.3	15:55:24.048	2	2:18.515	43.825	47.647	47.043	163.6	15:55:15.284
3	2:16.600	44.304	44.845	47.451	157.8	15:57:40.648	3	2:15.468	43.733	45.795	45.940	146.7	15:57:30.752
4	2:16.800	43.138	44.993	48.669	168.7	15:59:57.448	4	2:13.014	42.053	44.623	46.338	187.5	15:59:43.766
5	2:16.255	42.459	47.474	46.322	193.5	16:02:13.703	5	2:12.493	41.756	45.102	45.635	210.9	16:01:56.259
6	2:16.161	42.792	46.205	47.164	179.4	16:04:29.864	6	2:11.554	42.478	43.809	45.267	186.2	16:04:07.813
7	2:16.668	43.249	46.625	46.794	182.7	16:06:46.532	7	2:10.728	41.797	43.997	44.934	210.9	16:06:18.541
8	2:13.220	42.618	44.676	45.926	174.7	16:08:59.752	8	2:12.261	42.246	44.771	45.244	206.5	16:08:30.802
9	2:27.970 P	42.385	43.964	1:01.621	180.3	16:11:27.722	9	2:11.953	42.218	44.192	45.543	202.6	16:10:42.755
10	4:14.922	2:40.068	47.682	47.172	156.9	16:15:42.644	10	2:13.564	42.233	45.396	45.935	186.2	16:12:56.319
11	2:14.045	42.191	44.565	47.289	197.8	16:17:56.689	11	2:11.221	42.007	44.329	44.885	213.0	16:15:07.540
12	2:12.917	42.299	44.338	46.280	187.1	16:20:09.606	12	2:10.550	41.945	43.712	44.893	213.4	16:17:18.090
13	2:13.592	42.624	44.247	46.721	180.6	16:22:23.198	13	2:09.680	41.823	43.404	44.453	201.4	16:19:27.770
14	2:16.097	41.625	48.928	45.544	197.4	16:24:39.295	14	2:09.852	41.726	43.369	44.757	199.2	16:21:37.622
15	2:13.763	43.133	44.438	46.192	187.1	16:26:53.058	15	2:12.040	42.274	43.865	45.901	198.1	16:23:49.662
16		42.351	44.725		193.2		16	2:09.891	41.669	43.387	44.835	204.9	16:25:59.553
							17	2:10.849	41.709	43.901	45.239	211.7	16:28:10.402
							18	2:11.738	42.429	44.203	45.106	198.5	16:30:22.140
							19	2:59.009 P	50.486	53.711	1:14.812	120.1	16:33:21.149

20

Franck Chahinian

AS

PALM

Lap D	Time	Sector 1	Sector 2	Sector 3	T. Spd	Elapsed
1	15:52:55.300	15:51:14.913	51.416	48.971	109.9	15:52:55.300
2	2:25.004	44.915	50.018	50.071	180.3	15:55:20.304
3	2:20.289	44.710	46.920	48.659	164.3	15:57:40.593
4	2:21.885	45.444	47.992	48.449	150.6	16:00:02.478
5	2:16.396	43.707	45.935	46.754	157.6	16:02:18.874
6	2:16.338	42.533	47.425	46.380	186.8	16:04:35.212
7	2:14.880	43.342	44.705	46.833	182.7	16:06:50.092
8	2:13.179	42.583	44.680	45.916	191.1	16:09:03.271
9	2:13.602	42.447	45.762	45.393	203.7	16:11:16.873
10	2:13.891	42.348	46.303	45.240	197.4	16:13:30.764
11	2:12.308	42.315	44.414	45.579	207.6	16:15:43.072
12	2:13.472	42.991	45.229	45.252	178.5	16:17:56.544
13	2:13.267	42.857	45.406	45.004	177.0	16:20:09.811
14	2:13.220	42.562	44.292	46.366	204.1	16:22:23.031
15	2:28.625 P	42.554	47.839	58.232	193.5	16:24:51.656
16	3:41.570	2:11.807	44.832	44.931	130.5	16:28:33.226
17	2:11.957	42.236	43.850	45.871	200.0	16:30:45.183
18	3:32.090 P	1:01.727	1:04.648	1:25.715	167.9	16:34:17.273

23

Pascal Wehrlen

AS

PALM

Lap D	Time	Sector 1	Sector 2	Sector 3	T. Spd	Elapsed
1	15:52:52.698	15:51:12.856	51.900	47.942	114.0	15:52:52.698
2	2:17.026	43.098	46.772	47.156	177.6	15:55:09.724
3	2:11.886	42.018	44.266	45.602	197.0	15:57:21.610
4	2:12.312	42.341	44.775	45.196	183.9	15:59:33.922
5	2:11.915	42.213	44.340	45.362	208.8	16:01:45.837
6	2:10.341	41.844	43.689	44.808	214.2	16:03:56.178
7	2:12.115	42.142	44.619	45.354	200.0	16:06:08.293
8	2:11.235	41.821	44.615	44.799	213.0	16:08:19.528
9	2:09.858	41.697	43.551	44.610	208.4	16:10:29.386
10	2:12.268	42.032	45.340	44.896	213.0	16:12:41.654
11	2:09.540	41.579	43.465	44.496	212.1	16:14:51.194
12	2:10.215	41.768	43.629	44.818	208.0	16:17:01.409
13	2:10.882	41.919	43.916	45.047	213.0	16:19:12.291
14	2:12.759	41.875	45.477	45.407	186.2	16:21:25.050
15	2:10.233	41.847	43.371	45.015	216.4	16:23:35.283
16	2:10.633	41.519	43.174	45.940	209.7	16:25:45.916
17	2:11.143	42.870	43.448	44.825	162.1	16:27:57.059
18	2:08.755	41.390	42.742	44.623	203.3	16:30:05.814
19	2:30.575 P	44.339	43.665	1:02.571	144.7	16:32:36.389



Autodromo Nazionale Monza

Caterham Cup

Free practice

Lap Analysis



24

Gilles Charpentier

AS 32

Jean Pierre Mignatelli

BS

CCF

CCF

Lap D	Time	Sector 1	Sector 2	Sector 3	T. Spd	Elapsed	Lap D	Time	Sector 1	Sector 2	Sector 3	T. Spd	Elapsed
1	15:54:00.658	15:52:11.734	54.354	54.570	112.7	15:54:00.658	1	15:53:25.439	15:51:44.078	50.281	51.080	127.2	15:53:25.439
2	2:31.574	47.563	51.373	52.638	125.5	15:56:32.232	2	2:22.411	45.546	47.022	49.843	149.1	15:55:47.850
3	2:28.411	46.678	49.734	51.999	137.4	15:59:00.643	3	2:17.147	43.601	46.222	47.324	170.6	15:58:04.997
4	2:25.571	45.997	48.860	50.714	167.9	16:01:26.214	4	2:16.904	43.087	46.681	47.136	192.1	16:00:21.901
5	2:22.225	45.377	47.252	49.596	185.2	16:03:48.439	5	2:20.783	43.584	50.261	46.938	203.7	16:02:42.684
6	2:19.995	43.625	47.135	49.235	203.0	16:06:08.434	6	2:33.405 P	43.412	46.654	1:03.339	196.7	16:05:16.089
7	2:29.002 P	44.382	46.567	58.053	162.6	16:08:37.436	7	6:43.060	5:06.140	51.421	45.499	144.0	16:11:59.149
8	3:43.430	2:08.566	46.716	48.148	171.4	16:12:20.866	8	2:17.056	43.073	47.426	46.557	181.2	16:14:16.205
9	2:17.627	44.212	46.183	47.232	190.1	16:14:38.493	9	2:20.844	43.039	47.664	50.141	207.2	16:16:37.049
10	2:17.380	44.117	45.755	47.508	191.8	16:16:55.873	10	2:14.576	42.719	45.908	45.949	210.9	16:18:51.625
11	2:13.958	42.720	44.926	46.312	191.4	16:19:09.831	11	2:17.386	42.895	48.352	46.139	171.4	16:21:09.011
12	2:29.499 P	43.621	47.368	58.510	209.3	16:21:39.330	12	2:13.889	42.524	45.681	45.684	212.1	16:23:22.900
13	4:44.148	3:12.407	45.398	46.343	145.5	16:26:23.478	13	2:13.608	42.586	44.460	46.562	213.8	16:25:36.508
14	2:12.688	42.554	44.366	45.768	206.1	16:28:36.166	14	2:15.704	43.594	45.483	46.627	187.1	16:27:52.212
15	2:13.523	42.357	45.106	46.060	213.0	16:30:49.689	15	2:17.389	43.047	48.582	45.760	191.8	16:30:09.601
16	3:11.910 P	50.292	59.811	1:21.807	172.8	16:34:01.599	16	2:46.128 P	50.564	49.317	1:06.247	125.2	16:32:55.729

26

Bruno Fouré

BS 37

Patrick Dehant

BS

CCF

DOG RACING

Lap D	Time	Sector 1	Sector 2	Sector 3	T. Spd	Elapsed	Lap D	Time	Sector 1	Sector 2	Sector 3	T. Spd	Elapsed
1	15:53:15.924	15:51:37.704	49.588	48.632	123.8	15:53:15.924	1	15:53:37.147	15:51:56.687	50.644	49.816	114.0	15:53:37.147
2	2:19.410	44.846	46.382	48.182	175.8	15:55:35.334	2	2:19.883	44.992	47.972	46.919	184.9	15:55:57.030
3	2:17.739	43.958	46.128	47.653	167.1	15:57:53.073	3	2:16.387	42.885	46.663	46.839	190.8	15:58:13.417
4	2:16.837	43.348	46.232	47.257	162.1	16:00:09.910	4	2:15.446	42.586	46.272	46.588	194.9	16:00:28.863
5	2:16.606	43.716	45.856	47.034	157.8	16:02:26.516	5	2:30.900	42.427	1:02.170	46.303	187.5	16:02:59.763
6	2:15.419	42.452	46.273	46.694	179.4	16:04:41.935	6	2:14.623	42.422	46.038	46.163	207.6	16:05:14.386
7	2:16.405	42.912	46.770	46.723	177.6	16:06:58.340	7	2:13.626	42.388	45.198	46.040	206.1	16:07:28.012
8	2:14.831	42.675	45.320	46.836	191.8	16:09:13.171	8	2:13.617	42.473	45.519	45.625	202.2	16:09:41.629
9	2:19.789	43.416	46.158	50.215	174.1	16:11:32.960	9	2:14.571	43.011	45.953	45.607	171.4	16:11:56.200
10	2:44.899 P	47.787	51.671	1:05.441	150.0	16:14:17.859	10	2:21.141	42.275	47.755	51.111	201.4	16:14:17.341
11	4:45.870	3:12.497	46.262	47.111	130.2	16:19:03.729	11	2:13.674	42.787	45.435	45.452	162.8	16:16:31.015
12	2:14.126	43.193	45.307	45.626	174.4	16:21:17.855	12	2:13.143	42.670	44.810	45.663	185.8	16:18:44.158
13	2:13.571	42.637	44.550	46.384	173.0	16:23:31.426	13	2:11.558	41.940	44.233	45.385	206.8	16:20:55.716
14	2:14.058	42.487	45.115	46.456	178.8	16:25:45.484	14	2:11.895	41.841	44.681	45.373	204.1	16:23:07.611
15	2:12.862	42.352	44.565	45.945	179.1	16:27:58.346	15	2:12.772	42.149	45.048	45.575	201.8	16:25:20.383
16	2:12.201	42.049	44.511	45.641	187.8	16:30:10.547	16	2:11.647	41.660	44.516	45.471	212.1	16:27:32.030
17	2:29.678 P	43.849	44.305	1:01.524	155.1	16:32:40.225	17	2:11.493	41.646	44.613	45.234	211.3	16:29:43.523
18	2:11.605	41.735	44.583	45.287	212.5	16:31:55.128	18	2:59.113 P	46.243	58.181	1:14.689	139.7	16:34:54.241

29

Eric Moussier

AS

IND

Lap D	Time	Sector 1	Sector 2	Sector 3	T. Spd	Elapsed
1	15:57:42.620	15:56:02.764	53.197	46.659	97.2	15:57:42.620
2	2:15.532	43.416	46.342	45.774	167.1	15:59:58.152
3	2:14.747	41.901	47.059	45.787	204.9	16:02:12.899
4	2:18.146	43.320	49.417	45.409	213.4	16:04:31.045
5	2:47.026 P	53.649	47.643	1:05.734	135.6	16:07:18.071
6	3:58.179	2:28.006	44.845	45.328	175.6	16:11:16.250
7	2:13.462	42.322	46.311	44.829	200.7	16:13:29.712
8	2:09.902	41.802	43.346	44.754	213.0	16:15:39.614
9	2:10.334	41.882	43.900	44.552	210.5	16:17:49.948
10	2:35.081 P	41.727	54.013	59.341	213.4	16:20:25.029
11	4:30.329	2:37.370	1:07.648	45.311	174.7	16:24:55.358
12	2:10.699	41.652	44.148	44.899	212.5	16:27:06.057
13	2:09.418	41.599	43.526	44.293	212.5	16:29:15.475
14	2:10.841	41.509	43.480	45.852	213.0	16:31:26.316
15	3:02.683 P	53.237	50.522	1:18.924	150.8	16:34:28.999





Autodromo Nazionale Monza
Caterham Cup
 Free practice
 Lap Analysis



38

Claude Boueix

BS 41

Pascal Meignan

AS

DOG RACING

ST ELOI

Lap	D	Time	Sector 1	Sector 2	Sector 3	T. Spd	Elapsed	Lap	D	Time	Sector 1	Sector 2	Sector 3	T. Spd	Elapsed
1		15:53:20.508	15:51:37.312	52.740	50.456	114.4	15:53:20.508	1		15:52:39.334	15:51:00.635	48.590	50.109	114.1	15:52:39.334
2		2:21.459	44.520	47.430	49.509	184.3	15:55:41.967	2		2:17.618	45.319	45.655	46.644	183.3	15:54:56.952
3		2:19.670	45.048	46.350	48.272	162.8	15:58:01.637	3		2:16.428	43.581	46.027	46.820	188.8	15:57:13.380
4		2:17.742	42.808	47.131	47.803	203.0	16:00:19.379	4		2:15.092	43.255	45.722	46.115	196.0	15:59:28.472
5		2:18.939	43.353	46.710	48.876	194.5	16:02:38.318	5		2:12.455	42.398	44.506	45.551	201.4	16:01:40.927
6		2:19.878	43.128	46.726	50.024	193.5	16:04:58.196	6		2:13.760	42.652	44.657	46.451	197.4	16:03:54.687
7		2:19.532	43.635	46.655	49.242	176.4	16:07:17.728	7		2:13.900	42.791	45.321	45.788	206.8	16:06:08.587
8		2:19.247	43.570	47.584	48.093	209.7	16:09:36.975	8		2:13.416	42.273	45.126	46.017	200.0	16:08:22.003
9		2:21.686	46.706	47.907	47.073	140.4	16:11:58.661	9		2:21.497 P	42.875	44.684	53.938	186.5	16:10:43.500
10		2:18.287	42.466	47.291	48.530	202.2	16:14:16.948	10		3:45.541	2:14.534	45.204	45.803	165.8	16:14:29.041
11		2:18.669	43.850	46.505	48.314	176.1	16:16:35.617	11		2:12.825	42.631	44.503	45.691	201.4	16:16:41.866
12		2:15.185	42.237	45.672	47.276	206.1	16:18:50.802	12		2:12.176	42.365	44.773	45.038	204.5	16:18:54.042
13		2:14.660	42.304	45.545	46.811	209.3	16:21:05.462	13		2:11.876	42.297	44.539	45.040	197.8	16:21:05.918
14		2:16.075	43.700	45.083	47.292	173.6	16:23:21.537	14		2:11.596	42.199	44.359	45.038	188.8	16:23:17.514
15		2:16.050	42.540	45.424	48.086	213.4	16:25:37.587	15		2:11.419	42.329	44.170	44.920	198.1	16:25:28.933
16		2:14.953	42.783	45.536	46.634	180.3	16:27:52.540	16		2:11.990	42.264	44.618	45.108	186.8	16:27:40.923
17		2:15.274	43.239	45.544	46.491	186.2	16:30:07.814	17		2:11.322	42.345	44.046	44.931	200.7	16:29:52.245
18		2:42.456 P	48.783	47.510	1:06.163	132.1	16:32:50.270	18		2:11.849	42.185	44.462	45.202	196.7	16:32:04.094
19		2:28.743 P						19		2:28.743 P	42.285	45.133	1:01.325	197.8	16:34:32.837

40

Alexis Gronier


AS

DOG RACING

BS

Lap	D	Time	Sector 1	Sector 2	Sector 3	T. Spd	Elapsed	Lap	D	Time	Sector 1	Sector 2	Sector 3	T. Spd	Elapsed
1		15:53:33.336	15:51:56.494	48.298	48.544	125.8	15:53:33.336	1		15:53:07.987	15:51:31.505	47.497	48.985	126.0	15:53:07.987
2		2:15.625	43.657	45.249	46.719	184.3	15:55:48.961	2		2:13.150	42.689	44.433	46.028	182.7	15:55:21.137
3		2:13.893	42.886	45.480	45.527	166.4	15:58:02.854	3		2:11.412	41.901	44.853	44.658	189.1	15:57:32.549
4		2:12.844	42.574	44.848	45.422	169.0	16:00:15.698	4		2:11.419	42.361	43.851	45.207	179.4	15:59:43.968
5		2:11.373	42.051	44.071	45.251	197.0	16:02:27.071	5		2:10.856	41.911	44.345	44.600	204.9	16:01:54.824
6		2:16.105	42.405	46.603	47.097	176.1	16:04:43.176	6		2:09.789	41.847	43.513	44.429	201.8	16:04:04.613
7		2:13.421	42.091	45.685	45.645	181.8	16:06:56.597	7		2:10.329	41.544	43.820	44.965	201.8	16:06:14.942
8		2:13.043	43.036	44.567	45.440	206.1	16:09:09.640	8		2:09.852	41.689	43.190	44.973	200.3	16:08:24.794
9		2:12.522	42.408	44.840	45.274	198.8	16:11:22.162	9		2:09.846	41.473	43.368	45.005	201.4	16:10:34.640
10		2:24.773 P	42.192	45.548	57.033	200.3	16:13:46.935	10		2:09.219	41.126	43.179	44.914	208.4	16:12:43.859
11		3:28.857	1:59.506	43.971	45.380	167.4	16:17:15.792	11		2:09.504	41.468	43.599	44.437	194.5	16:14:53.363
12		2:10.500	41.969	43.926	44.605	172.2	16:19:26.292	12		2:09.558	41.321	44.032	44.205	204.1	16:17:02.921
13		2:10.772	41.819	43.598	45.355	195.6	16:21:37.064	13		2:08.983	41.148	43.003	44.832	204.1	16:19:11.904
14		2:11.558	41.513	43.702	46.343	211.3	16:23:48.622	14		2:22.103 P	42.056	43.787	56.260	207.2	16:21:34.007
15		2:10.994	42.004	43.816	45.174	206.5	16:25:59.616	15		3:30.378	2:00.523	44.230	45.625	127.9	16:25:04.385
16		2:11.001	42.560	43.534	44.907	184.6	16:28:10.617	16		2:09.595	41.354	43.566	44.675	210.9	16:27:13.980
17		2:11.413	42.217	44.688	44.508	212.1	16:30:22.030	17		2:10.270	41.404	44.168	44.698	204.5	16:29:24.250
18		2:53.499 P	49.714	52.892	1:10.893	138.2	16:33:15.529	18		2:21.891 P	41.736	43.412	56.743	195.6	16:31:46.141





Autodromo Nazionale Monza
Caterham Cup
 Free practice
 Lap Analysis



57

Philippe Simon

BS 61

Michel Cloud

BS

PALM

CCF

Lap D	Time	Sector 1	Sector 2	Sector 3	T. Spd	Elapsed	Lap D	Time	Sector 1	Sector 2	Sector 3	T. Spd	Elapsed
1	15:52:56.243	15:51:16.736	50.496	49.011	120.6	15:52:56.243	1	15:53:11.793	15:51:34.537	48.327	48.929	121.4	15:53:11.793
2	2:18.930	44.077	47.687	47.166	173.3	15:55:15.173	2	2:17.599	43.614	46.438	47.547	177.9	15:55:29.392
3	2:16.450	43.695	45.876	46.879	152.9	15:57:31.623	3	2:15.000	43.154	45.931	45.915	203.7	15:57:44.392
4	2:15.860	43.562	45.200	47.098	160.9	15:59:47.483	4	2:15.374	42.564	46.110	46.700	192.5	15:59:59.766
5	2:16.618	43.541	45.533	47.544	177.3	16:02:04.101	5	2:15.044	42.377	46.032	46.635	194.2	16:02:14.810
6	2:15.019	42.747	45.098	47.174	188.8	16:04:19.120	6	2:15.756	42.528	46.223	47.005	191.1	16:04:30.566
7	2:15.113	42.675	45.778	46.660	187.8	16:06:34.233	7	2:14.511	42.946	45.692	45.873	186.2	16:06:45.077
8	2:14.760	43.345	44.852	46.563	171.4	16:08:48.993	8	2:15.389	43.157	46.123	46.109	210.9	16:09:00.466
9	2:25.986 P	43.477	44.921	57.588	182.4	16:11:14.979	9	3:02.189 P	42.325	1:21.849	58.015	202.2	16:12:02.655
10	3:38.359	2:02.427	49.524	46.408	170.6	16:14:53.338	10	4:18.289	2:43.710	46.988	47.591	128.7	16:16:20.944
11	2:13.588	42.750	44.491	46.347	185.8	16:17:06.926	11	2:16.512	43.709	45.716	47.087	181.8	16:18:37.456
12	2:14.728	43.806	44.496	46.426	197.8	16:19:21.654	12	2:16.246	43.403	46.039	46.804	204.9	16:20:53.702
13	2:15.299	44.347	44.393	46.559	156.2	16:21:36.953	13	2:14.541	43.282	45.665	45.594	204.1	16:23:08.243
14	2:14.857	42.983	45.525	46.349	206.1	16:23:51.810	14	2:15.335	42.860	46.062	46.413	200.3	16:25:23.578
15	2:13.942	42.695	44.164	47.083	187.8	16:26:05.752	15	2:15.135	43.087	45.449	46.599	199.2	16:27:38.713
16	2:14.351	43.586	44.457	46.308	202.2	16:28:20.103	16	2:13.560	42.229	45.203	46.128	207.6	16:29:52.273
17	2:13.288	42.863	44.451	45.974	194.5	16:30:33.391	17	2:13.857	42.647	45.190	46.020	198.5	16:32:06.130
18	3:31.684 P	52.389	56.290	1:43.005	141.3	16:34:05.075	18	3:02.900 P	48.995	57.937	1:15.968	149.3	16:35:09.030

60

Francis Chatelain

AS 69

Henri Charpentier

AS

PALM

CCF

Lap D	Time	Sector 1	Sector 2	Sector 3	T. Spd	Elapsed	Lap D	Time	Sector 1	Sector 2	Sector 3	T. Spd	Elapsed
1	15:52:51.810	15:51:12.011	51.202	48.597	109.5	15:52:51.810	1	15:52:59.019	15:51:17.960	52.577	48.482	131.0	15:52:59.019
2	2:18.440	43.596	46.260	48.584	190.8	15:55:10.250	2	2:17.279	43.425	46.050	47.804	170.0	15:55:16.298
3	2:11.805	41.799	44.704	45.302	203.0	15:57:22.055	3	2:15.855	43.737	45.652	46.466	147.1	15:57:32.153
4	2:12.836	42.167	45.465	45.204	192.8	15:59:34.891	4	2:13.585	43.263	44.909	45.413	158.3	15:59:45.738
5	2:13.172	41.714	44.902	46.556	193.8	16:01:48.063	5	2:12.284	42.528	44.570	45.186	186.2	16:01:58.022
6	2:10.852	41.612	44.125	45.115	203.3	16:03:58.915	6	2:12.077	42.408	44.415	45.254	191.8	16:04:10.099
7	2:10.584	41.833	43.759	44.992	196.0	16:06:09.499	7	2:11.259	41.974	44.161	45.124	213.8	16:06:21.358
8	2:10.935	41.427	44.725	44.783	212.5	16:08:20.434	8	2:12.692	42.653	44.778	45.261	204.9	16:08:34.050
9	2:10.407	41.195	44.100	45.112	216.0	16:10:30.841	9	2:11.554	42.567	44.290	44.697	206.5	16:10:45.604
10	2:11.120	41.891	44.350	44.879	208.4	16:12:41.961	10	2:32.176 P	42.594	54.210	55.372	192.5	16:13:17.780
11	2:10.739	41.276	43.927	45.536	201.8	16:14:52.700	11	3:45.927	2:12.723	46.560	46.644	133.6	16:17:03.707
12	2:10.159	41.906	43.595	44.658	208.4	16:17:02.859	12	2:12.321	42.483	44.904	44.934	193.5	16:19:16.028
13	2:09.702	41.529	43.687	44.486	197.4	16:19:12.561	13	2:10.769	42.246	43.872	44.651	206.5	16:21:26.797
14	2:23.267 P	41.912	45.532	55.823	187.8	16:21:35.828	14	2:12.204	41.929	45.267	45.008	206.8	16:23:39.001
15	3:36.522	2:06.761	44.328	45.433	151.8	16:25:12.350	15	2:12.413	42.236	44.695	45.482	204.5	16:25:51.414
16	2:12.346	42.073	44.970	45.303	211.3	16:27:24.696	16	2:11.173	41.761	43.504	45.908	206.1	16:28:02.587
17	2:11.212	41.887	44.252	45.073	210.1	16:29:35.908	17	2:11.857	42.475	44.093	45.289	202.2	16:30:14.444
18	2:11.046	41.913	44.227	44.906	211.3	16:31:46.954	18	2:47.417 P	48.042	48.253	1:11.122	146.3	16:33:01.861
19	3:01.740 P	52.553	56.992	1:12.195	138.8	16:34:48.694							





Autodromo Nazionale Monza

Caterham Cup

Free practice

Lap Analysis



72

Nicolas Cottancin

AS 87

Yann Gasparini

AS

CCF

ST ELOI

Lap D	Time	Sector 1	Sector 2	Sector 3	T. Spd	Elapsed	Lap D	Time	Sector 1	Sector 2	Sector 3	T. Spd	Elapsed
1	15:53:20.459	15:51:36.949	51.904	51.606	117.0	15:53:20.459	1	15:52:39.089	15:51:00.091	48.287	50.711	117.3	15:52:39.089
2	2:25.903	46.709	49.231	49.963	165.8	15:55:46.362	2	2:18.832	44.965	46.538	47.329	171.9	15:54:57.921
3	2:19.382	44.107	47.031	48.244	183.6	15:58:05.744	3	2:18.002	43.974	46.596	47.432	160.2	15:57:15.923
4	2:16.269	43.199	45.736	47.334	182.1	16:00:22.013	4	2:15.831	44.072	45.146	46.613	179.7	15:59:31.754
5	2:19.219	43.653	48.535	47.031	187.8	16:02:41.232	5	2:16.036	43.203	45.752	47.081	203.0	16:01:47.790
6	2:15.354	43.379	45.394	46.581	199.6	16:04:56.586	6	2:16.480	43.706	46.091	46.683	163.1	16:04:04.270
7	2:15.347	43.522	45.388	46.437	196.7	16:07:11.933	7	2:15.023	43.767	44.826	46.430	172.5	16:06:19.293
8	2:14.696	43.451	45.024	46.221	198.1	16:09:26.629	8	2:14.370	43.361	44.890	46.119	183.0	16:08:33.663
9	2:33.783 P	42.601	49.543	1:01.639	205.3	16:12:00.412	9	2:24.187 P	43.492	44.948	55.747	182.7	16:10:57.850
10	4:31.802	2:59.641	46.337	45.824	169.0	16:16:32.214	10	3:37.715	2:04.626	46.128	46.961	154.7	16:14:35.565
11	2:15.042	43.182	45.709	46.151	186.5	16:18:47.256	11	2:15.185	43.079	45.347	46.759	201.1	16:16:50.750
12	2:13.979	42.943	45.068	45.968	194.9	16:21:01.235	12	2:15.642	43.132	45.705	46.805	195.6	16:19:06.392
13	2:15.525	43.994	45.182	46.349	194.9	16:23:16.760	13	2:18.483	43.686	47.356	47.441	184.9	16:21:24.875
14	2:13.803	43.373	45.006	45.424	182.1	16:25:30.563	14	2:29.534 P	43.608	47.003	58.923	186.5	16:23:54.409
15	2:15.109	43.389	45.802	45.918	182.1	16:27:45.672	15	3:15.964	1:43.200	45.995	46.769	149.7	16:27:10.373
16	2:15.643	43.195	46.539	45.909	190.4	16:30:01.315	16	2:15.962	43.794	45.625	46.543	181.5	16:29:26.335
17	2:30.813 P	44.363	45.429	1:01.021	187.8	16:32:32.128	17	2:16.756	44.415	45.654	46.687	184.9	16:31:43.091
18							18		43.595	51.533		198.8	

75

Alexandre Pinto

AS 92

Olivier Loï

AS

ST ELOI

ST ELOI

Lap D	Time	Sector 1	Sector 2	Sector 3	T. Spd	Elapsed	Lap D	Time	Sector 1	Sector 2	Sector 3	T. Spd	Elapsed
1	15:52:38.143	15:50:57.788	49.681	50.674	126.6	15:52:38.143	1	15:52:34.115	15:50:58.010	47.612	48.493	121.3	15:52:34.115
2	2:18.717	44.427	46.062	48.228	173.3	15:54:56.860	2	2:15.815	43.427	45.542	46.846	191.4	15:54:49.930
3	2:30.903 P	44.647	46.658	59.598	172.8	15:57:27.763	3	2:13.557	42.805	44.952	45.800	209.3	15:57:03.487
4	4:27.111	2:54.253	45.482	47.376	154.0	16:01:54.874	4	2:13.444	42.720	44.491	46.233	201.4	15:59:16.931
5	2:15.060	43.512	45.239	46.309	168.4	16:04:09.934	5	2:12.151	42.583	44.213	45.355	208.4	16:01:29.082
6	2:13.597	42.831	44.530	46.236	171.9	16:06:23.531	6	2:14.216	42.838	45.228	46.150	194.2	16:03:43.298
7	2:11.459	41.839	44.264	45.356	197.0	16:08:34.990	7	2:13.463	42.439	45.290	45.734	208.8	16:05:56.761
8	2:14.393	43.189	45.562	45.642	179.1	16:10:49.383	8	2:13.410	42.533	44.986	45.891	202.2	16:08:10.171
9	2:15.195	42.374	46.535	46.286	189.8	16:13:04.578	9	2:12.635	42.425	44.409	45.801	198.1	16:10:22.806
10	2:12.775	42.464	44.298	46.013	191.4	16:15:17.353	10	2:11.388	42.361	43.864	45.163	204.5	16:12:34.194
11	2:12.316	42.221	44.379	45.716	202.2	16:17:29.669	11	2:22.217 P	41.986	43.875	56.356	211.7	16:14:56.411
12	2:12.480	42.338	44.340	45.802	196.3	16:19:42.149	12	3:13.698	1:44.902	43.695	45.101	170.3	16:18:10.109
13	2:22.346 P	42.031	44.303	56.012	201.4	16:22:04.495	13	2:11.776	42.396	44.233	45.147	211.3	16:20:21.885
14	3:22.806	1:53.020	44.159	45.627	161.9	16:25:27.301	14	2:10.827	41.979	43.891	44.957	210.9	16:22:32.712
15	2:10.961	41.579	44.051	45.331	211.3	16:27:38.262	15	2:26.225	41.853	57.396	46.976	208.4	16:24:58.937
16	2:11.770	41.921	44.244	45.605	210.1	16:29:50.032	16	2:12.019	41.778	44.869	45.372	214.2	16:27:10.956
17	2:11.933	42.121	44.420	45.392	207.6	16:32:01.965	17	2:10.108	41.513	43.789	44.806	213.0	16:29:21.064
18	2:56.246 P	42.094	56.626	1:17.526	211.7	16:34:58.211	18	2:10.095	41.692	43.622	44.781	212.5	16:31:31.159
							19	2:59.301 P	50.434	55.309	1:13.558	133.4	16:34:30.460

96

Hervé Cordel

AS

CCF

Lap D	Time	Sector 1	Sector 2	Sector 3	T. Spd	Elapsed
1	15:53:01.014	15:51:22.559	49.202	49.253	131.3	15:53:01.014
2	2:14.903	42.809	45.552	46.542	178.2	15:55:15.917
3	2:15.328	43.376	45.854	46.098	154.0	15:57:31.245
4	2:12.525	41.914	44.938	45.673	196.7	15:59:43.770
5	2:12.624	42.369	44.765	45.490	199.6	16:01:56.394
6	2:11.402	41.921	44.132	45.349	187.5	16:04:07.796
7	2:11.155	42.159	44.070	44.926	192.8	16:06:18.951
8	2:11.924	41.768	44.899	45.257	213.0	16:08:30.875
9	2:11.527	42.169	44.159	45.199	208.0	16:10:42.402
10		42.562			196.0	





Autodromo Nazionale Monza
Caterham Cup
Free practice
Lap Analysis



98

Olivier Guerin

AS **233**

Tone Le

AS

CCF

CCF

Lap	D	Time	Sector 1	Sector 2	Sector 3	T. Spd	Elapsed	Lap	D	Time	Sector 1	Sector 2	Sector 3	T. Spd	Elapsed
1		15:53:23.423	15:51:42.573	50.242	50.608	130.4	15:53:23.423	1		15:55:13.113	15:53:30.171	50.842	52.100	127.9	15:55:13.113
2		2:19.918	44.686	47.566	47.666	177.0	15:55:43.341	2		2:25.956	48.008	48.498	49.450	145.3	15:57:39.069
3		2:14.351	42.663	44.922	46.766	178.2	15:57:57.692	3		2:22.760	45.883	47.300	49.577	150.4	16:00:01.829
4		2:13.171	42.469	44.754	45.948	195.2	16:00:10.863	4		2:20.930	44.330	47.626	48.974	166.4	16:02:22.759
5		2:12.902	42.832	45.064	45.006	171.1	16:02:23.765	5		2:21.907	45.678	47.435	48.794	177.9	16:04:44.666
6		2:13.077	42.935	44.495	45.647	196.3	16:04:36.842	6		2:20.464	44.570	47.304	48.590	162.4	16:07:05.130
7		2:11.707	42.102	44.471	45.134	185.8	16:06:48.549	7		2:19.472	44.026	47.261	48.185	190.1	16:09:24.602
8		2:10.697	41.518	43.812	45.367	209.3	16:08:59.246	8		2:18.944	43.959	47.486	47.499	193.2	16:11:43.546
9		2:11.900	41.919	44.254	45.727	214.7	16:11:11.146	9		2:18.104	43.518	46.643	47.943	199.2	16:14:01.650
10		2:24.576 P	42.425	44.669	57.482	208.4	16:13:35.722	10		2:19.498	44.764	46.942	47.792	162.6	16:16:21.148
11		4:19.547	2:50.361	44.153	45.033	163.6	16:17:55.269	11		2:18.507	45.881	45.786	46.840	153.8	16:18:39.655
12		2:12.457	42.070	44.810	45.577	212.5	16:20:07.726	12		2:16.137	43.656	45.700	46.781	207.2	16:20:55.792
13		2:11.482	42.170	44.173	45.139	209.7	16:22:19.208	13		2:15.335	43.221	45.331	46.783	197.0	16:23:11.127
14		2:11.592	42.060	44.287	45.245	209.7	16:24:30.800	14		2:16.173	43.780	45.579	46.814	193.8	16:25:27.300
15		2:11.947	42.168	44.533	45.246	210.9	16:26:42.747	15		2:15.557	43.567	45.091	46.899	175.0	16:27:42.857
16		2:11.234	41.865	44.387	44.982	211.7	16:28:53.981	16		2:34.160 P	43.931	46.449	1:03.780	208.4	16:30:17.017
17		2:11.149	42.025	44.410	44.714	212.1	16:31:05.130								
18		3:03.746 P	48.284	54.717	1:20.745	204.9	16:34:08.876								


99

Loic Martinez

B

CCF

Lap	D	Time	Sector 1	Sector 2	Sector 3	T. Spd	Elapsed
1		15:52:58.300	15:51:19.645	50.247	48.408	146.3	15:52:58.300
2		2:16.491	42.695	47.154	46.642	175.6	15:55:14.791
3		2:15.320	43.766	45.887	45.667	174.4	15:57:30.111
4		2:12.777	42.680	44.634	45.463	185.5	15:59:42.888
5		2:12.569	42.646	45.058	44.865	198.1	16:01:55.457
6		2:12.344	42.477	44.683	45.184	175.8	16:04:07.801
7		2:11.544	42.103	44.734	44.707	188.4	16:06:19.345
8		2:11.836	42.013	44.799	45.024	197.8	16:08:31.181
9		2:12.684	42.463	45.041	45.180	183.6	16:10:43.865
10		2:12.574	42.725	44.402	45.447	190.1	16:12:56.439
11		2:11.537	41.903	44.943	44.691	191.1	16:15:07.976
12		2:10.735	41.753	44.134	44.848	203.3	16:17:18.711
13		2:10.389	41.805	43.782	44.802	192.1	16:19:29.100
14		2:11.740	42.112	44.463	45.165	193.2	16:21:40.840
15		2:11.247	42.232	44.127	44.888	205.3	16:23:52.087
16		2:11.481	41.768	44.329	45.384	194.2	16:26:03.568
17		2:11.932	42.475	44.067	45.390	205.3	16:28:15.500
18		2:11.247	42.354	43.830	45.063	210.9	16:30:26.747
19		3:11.881 P	53.999	59.852	1:18.030	127.5	16:33:38.628



Autodromo Nazionale Monza

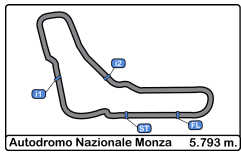
Caterham Cup

Free practice

Best Sectors Results



Sector - 1				Sector - 2				Sector - 3				Ideal Lap vs Best Lap			
Clas	Nº	Driver	Time	Nº	Driver	Time	Nº	Driver	Time	Clas	Nº	Driver	Ideal Lap	Best Lap	Clas
1	48	Alain Girardot	41.126	6	Antoine Miquel	42.383	9	Henri Bizet	43.833	1	6	Antoine Miquel	2:07.673	2:08.019	1
2	6	Antoine Miquel	41.187	23	Pascal Wehrlen	42.742	6	Antoine Miquel	44.103	2	9	Henri Bizet	2:08.073	2:08.073	2
3	60	Francis Chatelain	41.195	9	Henri Bizet	42.890	15	Arnaud Mignatelli	44.114	3	48	Alain Girardot	2:08.334	2:08.983	4
4	9	Henri Bizet	41.350	48	Alain Girardot	43.003	48	Alain Girardot	44.205	4	23	Pascal Wehrlen	2:08.628	2:08.755	3
5	23	Pascal Wehrlen	41.390	15	Arnaud Mignatelli	43.011	7	Laura Chatelain	44.236	5	15	Arnaud Mignatelli	2:08.635	2:09.255	6
6	7	Laura Chatelain	41.431	3	Rémi Sauget	43.056	29	Eric Moussier	44.293	6	3	Rémi Sauget	2:09.068	2:09.069	5
7	14	Jean Paul Gobba	41.492	29	Eric Moussier	43.346	3	Rémi Sauget	44.447	7	29	Eric Moussier	2:09.148	2:09.418	7
8	29	Eric Moussier	41.509	21	Bruno Aveque	43.369	21	Bruno Aveque	44.453	8	7	Laura Chatelain	2:09.196	2:10.210	11
9	15	Arnaud Mignatelli	41.510	69	Henri Charpentier	43.504	60	Francis Chatelain	44.486	9	60	Francis Chatelain	2:09.276	2:09.702	9
10	40	Alexis Gronier	41.513	7	Laura Chatelain	43.529	23	Pascal Wehrlen	44.496	10	21	Bruno Aveque	2:09.491	2:09.680	8
11	92	Olivier Loï	41.513	40	Alexis Gronier	43.534	40	Alexis Gronier	44.508	11	40	Alexis Gronier	2:09.555	2:10.500	14
12	12	Arnaud Griffon	41.518	60	Francis Chatelain	43.595	69	Henri Charpentier	44.651	12	92	Olivier Loï	2:09.916	2:10.095	10
13	98	Olivier Guerin	41.518	12	Arnaud Griffon	43.597	99	Loic Martinez	44.691	13	69	Henri Charpentier	2:09.916	2:10.769	17
14	3	Rémi Sauget	41.565	11	Frederic Allaire	43.611	98	Olivier Guerin	44.714	14	12	Arnaud Griffon	2:09.987	2:10.524	15
15	75	Alexandre Pinto	41.579	92	Olivier Loï	43.622	92	Olivier Loï	44.781	15	98	Olivier Guerin	2:10.044	2:10.697	16
16	16	Cyrille Baliki	41.614	99	Loic Martinez	43.782	16	Cyrille Baliki	44.865	16	14	Jean Paul Gobba	2:10.169	2:10.285	12
17	17	Sylvio Bossi	41.625	5	Pierre Jean Reypin	43.789	14	Jean Paul Gobba	44.870	17	99	Loic Martinez	2:10.226	2:10.389	13
18	37	Patrick Dehant	41.646	14	Jean Paul Gobba	43.807	12	Arnaud Griffon	44.872	18	16	Cyrille Baliki	2:10.446	2:10.933	19
19	21	Bruno Aveque	41.669	98	Olivier Guerin	43.812	11	Frederic Allaire	44.882	19	11	Frederic Allaire	2:10.669	2:10.844	18
20	99	Loic Martinez	41.753	20	Franck Chahinian	43.850	41	Pascal Meignan	44.920	20	96	Hervé Cordel	2:10.764	2:11.155	21
21	69	Henri Charpentier	41.761	17	Sylvio Bossi	43.964	96	Hervé Cordel	44.926	21	75	Alexandre Pinto	2:10.961	2:10.961	20
22	96	Hervé Cordel	41.768	16	Cyrille Baliki	43.967	20	Franck Chahinian	44.931	22	20	Franck Chahinian	2:11.017	2:11.957	24
23	5	Pierre Jean Reypin	41.872	41	Pascal Meignan	44.046	37	Patrick Dehant	45.234	23	37	Patrick Dehant	2:11.113	2:11.493	23
24	4	Bruno Georgeon	41.922	75	Alexandre Pinto	44.051	75	Alexandre Pinto	45.331	24	17	Sylvio Bossi	2:11.133	2:12.917	29
25	26	Bruno Foure	42.049	96	Hervé Cordel	44.070	4	Bruno Georgeon	45.367	25	41	Pascal Meignan	2:11.151	2:11.322	22
26	11	Frederic Allaire	42.176	57	Philippe Simon	44.164	72	Nicolas Cottancin	45.424	26	4	Bruno Georgeon	2:11.494	2:12.025	26
27	41	Pascal Meignan	42.185	4	Bruno Georgeon	44.205	32	Jean Pierre Mignatelli	45.499	27	5	Pierre Jean Reypin	2:11.501	2:12.025	25
28	61	Michel Cloud	42.229	37	Patrick Dehant	44.233	17	Sylvio Bossi	45.544	28	26	Bruno Foure	2:11.980	2:12.201	27
29	20	Franck Chahinian	42.236	26	Bruno Foure	44.305	61	Michel Cloud	45.594	29	32	Jean Pierre Mignatelli	2:12.483	2:13.608	32
30	38	Claude Boueix	42.237	24	Gilles Charpentier	44.366	26	Bruno Foure	45.626	30	24	Gilles Charpentier	2:12.491	2:12.688	28
31	2	François Jaffredo	42.353	32	Jean Pierre Mignatelli	44.460	24	Gilles Charpentier	45.768	31	57	Philippe Simon	2:12.813	2:13.288	30
32	24	Gilles Charpentier	42.357	87	Yann Gasparini	44.826	5	Pierre Jean Reypin	45.840	32	61	Michel Cloud	2:13.013	2:13.560	31
33	32	Jean Pierre Mignatelli	42.524	72	Nicolas Cottancin	45.006	57	Philippe Simon	45.974	33	72	Nicolas Cottancin	2:13.031	2:13.803	33
34	72	Nicolas Cottancin	42.601	38	Claude Boueix	45.083	87	Yann Gasparini	46.119	34	38	Claude Boueix	2:13.811	2:14.660	35
35	57	Philippe Simon	42.675	233	Tone Le	45.091	38	Claude Boueix	46.491	35	87	Yann Gasparini	2:14.024	2:14.370	34
36	87	Yann Gasparini	43.079	61	Michel Cloud	45.190	2	François Jaffredo	46.661	36	233	Tone Le	2:15.093	2:15.335	36
37	23	Tone Le	43.221	2	François Jaffredo	46.494	233	Tone Le	46.781	37	2	François Jaffredo	2:15.508	2:16.142	37



Autodromo Nazionale Monza

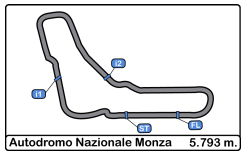
Caterham Cup

Free practice

Best 5 Lap Times



Cls	N°	Driver	Team	Class	Best 1		Best 2		Best 3		Best 4		Best 5	
					Time	Lap	Time	Lap	Time	Lap	Time	Lap	Time	Lap
1	6	Antoine Miquel	CCF	AS	2:08.019	15	2:08.851	5	2:09.091	6	2:09.106	14	2:09.457	16
2	9	Henri Bizet	PALM	AS	2:08.073	13	2:08.233	18	2:08.589	14	2:08.895	12	2:09.021	15
3	23	Pascal Wehrlen	PALM	AS	2:08.755	18	2:09.540	11	2:09.858	9	2:10.215	12	2:10.233	15
4	48	Alain Girardot	CCF	BS	2:08.983	13	2:09.219	10	2:09.504	11	2:09.558	12	2:09.595	16
5	3	Rémi Sauget	PALM	AS	2:09.069	15	2:10.135	10	2:10.145	17	2:10.176	11	2:10.691	9
6	15	Arnaud Mignatelli	CCF	AS	2:09.255	14	2:09.438	12	2:10.242	10	2:10.327	7	2:10.374	13
7	29	Eric Moussier	IND	AS	2:09.418	13	2:09.902	8	2:10.334	9	2:10.699	12	2:10.841	14
8	21	Bruno Aveque	CCF	AS	2:09.680	13	2:09.852	14	2:09.891	16	2:10.550	12	2:10.728	7
9	60	Francis Chatelain	PALM	AS	2:09.702	13	2:10.159	12	2:10.407	9	2:10.584	7	2:10.739	11
10	92	Olivier Loï	ST ELOI	AS	2:10.095	18	2:10.108	17	2:10.827	14	2:11.388	10	2:11.776	13
11	7	Laura Chatelain	CCF	AS	2:10.210	13	2:10.782	9	2:10.831	4	2:10.858	11	2:10.938	6
12	14	Jean Paul Gobba	CCF	BS	2:10.285	14	2:10.898	10	2:11.119	9	2:11.721	13	2:13.719	8
13	99	Loic Martinez	CCF	B	2:10.389	13	2:10.735	12	2:11.247	15	2:11.247	18	2:11.481	16
14	40	Alexis Gronier	DOG RACING	AS	2:10.500	12	2:10.772	13	2:10.994	15	2:11.001	16	2:11.373	5
15	12	Arnaud Griffon	PALM	AS	2:10.524	10	2:10.834	13	2:10.857	6	2:11.012	9	2:11.117	8
16	98	Olivier Guerin	CCF	AS	2:10.697	8	2:11.149	17	2:11.234	16	2:11.482	13	2:11.592	14
17	69	Henri Charpentier	CCF	AS	2:10.769	13	2:11.173	16	2:11.259	7	2:11.554	9	2:11.857	17
18	11	Frederic Allaire	ST ELOI	AS	2:10.844	18	2:11.867	9	2:11.940	14	2:12.171	13	2:12.280	12
19	16	Cyrille Baliki	PALM	AS	2:10.933	15	2:11.295	14	2:11.601	11	2:11.731	13	2:11.762	17
20	75	Alexandre Pinto	ST ELOI	AS	2:10.961	15	2:11.459	7	2:11.770	16	2:11.933	17	2:12.316	11
21	96	Hervé Cordel	CCF	AS	2:11.155	7	2:11.402	6	2:11.527	9	2:11.924	8	2:12.525	4
22	41	Pascal Meignan	ST ELOI	AS	2:11.322	17	2:11.419	15	2:11.596	14	2:11.849	18	2:11.876	13
23	37	Patrick Dehant	DOG RACING	BS	2:11.493	17	2:11.558	13	2:11.605	18	2:11.647	16	2:11.895	14
24	20	Franck Chahinian	PALM	AS	2:11.957	17	2:12.308	11	2:13.179	8	2:13.220	14	2:13.267	13
25	4	Bruno Georgeon	ROSSELSP	AS	2:12.025	12	2:12.325	10	2:12.674	13	2:13.388	6	2:13.418	5
26	5	Pierre Jean Reypin	ROSSELSP	AS	2:12.025	11	2:12.401	15	2:13.091	8	2:13.302	12	2:14.053	7
27	26	Bruno Foure	CCF	BS	2:12.201	16	2:12.862	15	2:13.571	13	2:14.058	14	2:14.126	12
28	24	Gilles Charpentier	CCF	AS	2:12.688	14	2:13.523	15	2:13.958	11	2:17.380	10	2:17.627	9
29	17	Sylvio Bossi	CCF	BS	2:12.917	12	2:13.220	8	2:13.592	13	2:13.763	15	2:14.045	11
30	57	Philippe Simon	PALM	BS	2:13.288	17	2:13.588	11	2:13.942	15	2:14.351	16	2:14.728	12
31	61	Michel Cloud	CCF	BS	2:13.560	16	2:13.857	17	2:14.511	7	2:14.541	13	2:15.000	3
32	32	Jean Pierre Mignatelli	CCF	BS	2:13.608	13	2:13.889	12	2:14.576	10	2:15.704	14	2:16.904	4
33	72	Nicolas Cottancin	CCF	AS	2:13.803	14	2:13.979	12	2:14.696	8	2:15.042	11	2:15.109	15
34	87	Yann Gasparini	ST ELOI	AS	2:14.370	8	2:15.023	7	2:15.185	11	2:15.642	12	2:15.831	4
35	38	Claude Boueix	DOG RACING	BS	2:14.660	13	2:14.953	16	2:15.185	12	2:15.274	17	2:16.050	15
36	23	Tone Le	CCF	AS	2:15.335	13	2:15.557	15	2:16.137	12	2:16.173	14	2:18.104	9
37	2	François Jaffredo	ROSSELSP	AS	2:16.142	15	2:17.778	12	2:17.790	16	2:18.094	14	2:19.569	9



Autodromo Nazionale Monza

Caterham Cup

Free practice

Best 5 Top Speeds



Cls	N°	Driver	Team	Class	Top 1		Top 2		Top 3		Top 4		Top 5		Avg
					Km/h	Lap	Km/h	Lap	Km/h	Lap	Km/h	Lap	Km/h	Lap	
1	9	Henri Bizet	PALM	AS	216.4	11	214.2	15	213.8	12	210.9	5	210.1	9	213.1
2	23	Pascal Wehrlen	PALM	AS	216.4	15	214.2	6	213.0	8	213.0	10	213.0	13	213.9
3	6	Antoine Miquel	CCF	AS	216.0	17	213.0	10	213.0	15	211.7	14	211.3	16	213.0
4	15	Arnaud Mignatelli	CCF	AS	216.0	12	208.0	17	205.7	11	204.9	13	201.1	14	207.1
5	60	Francis Chatelain	PALM	AS	216.0	9	212.5	8	211.3	16	211.3	18	210.1	17	212.2
6	16	Cyrille Baliki	PALM	AS	214.7	13	214.2	14	213.8	11	213.4	9	213.4	15	213.9
7	98	Olivier Guerin	CCF	AS	214.7	9	212.5	12	212.1	17	211.7	16	210.9	15	212.4
8	92	Olivier Loï	ST ELOI	AS	214.2	16	213.0	17	212.5	18	211.7	11	211.3	13	212.6
9	12	Arnaud Griffon	PALM	AS	213.8	13	210.1	6	208.4	12	207.2	14	206.1	15	209.1
10	32	Jean Pierre Mignatelli	CCF	BS	213.8	13	212.1	12	210.9	10	207.2	9	203.7	5	209.6
11	69	Henri Charpentier	CCF	AS	213.8	7	206.8	14	206.5	9	206.5	13	206.1	16	207.9
12	21	Bruno Aveque	CCF	AS	213.4	12	213.0	11	211.7	17	210.9	5	210.9	7	212.0
13	29	Eric Moussier	IND	AS	213.4	4	213.4	10	213.0	8	213.0	14	212.5	12	213.1
14	38	Claude Boueix	DOG RACING	BS	213.4	15	209.7	8	209.3	13	206.1	12	203.0	4	208.3
15	24	Gilles Charpentier	CCF	AS	213.0	15	209.3	12	206.1	14	203.0	6	191.8	10	204.6
16	96	Hervé Cordel	CCF	AS	213.0	8	208.0	9	199.6	5	196.7	4	196.0	10	202.6
17	3	Rémi Sauget	PALM	AS	212.5	12	210.9	5	210.9	14	210.1	11	210.1	15	210.9
18	4	Bruno Georgeon	ROSSELSP	AS	212.5	14	208.0	9	200.3	13	198.5	12	198.1	6	203.5
19	37	Patrick Dehant	DOG RACING	BS	212.5	18	212.1	16	211.3	17	207.6	6	206.8	13	210.1
20	40	Alexis Gronier	DOG RACING	AS	212.1	17	211.3	14	206.5	15	206.1	8	200.3	10	207.3
21	75	Alexandre Pinto	ST ELOI	AS	211.7	18	211.3	15	210.1	16	207.6	17	202.2	11	208.6
22	2	François Jaffredo	ROSSELSP	AS	211.3	8	208.4	10	206.8	14	203.3	6	201.1	9	206.2
23	11	Frederic Allaire	ST ELOI	AS	211.3	16	204.5	15	203.7	9	196.0	7	194.5	14	202.0
24	48	Alain Girardot	CCF	BS	210.9	16	208.4	10	207.2	14	204.9	5	204.5	17	207.2
25	61	Michel Cloud	CCF	BS	210.9	8	207.6	16	204.9	12	204.1	13	203.7	3	206.2
26	99	Loic Martinez	CCF	B	210.9	18	205.3	15	205.3	17	203.3	12	198.1	5	204.6
27	14	Jean Paul Gobba	CCF	BS	210.5	16	209.3	17	208.4	3	206.1	14	203.7	13	207.6
28	5	Pierre Jean Reyppin	ROSSELSP	AS	209.7	11	207.6	8	206.8	15	205.7	9	205.7	13	207.1
29	7	Laura Chatelain	CCF	AS	209.7	12	204.1	2	204.1	13	202.6	5	202.2	9	204.5
30	23	Tone Le	CCF	AS	208.4	16	207.2	12	199.2	9	197.0	13	193.8	14	201.2
31	20	Franck Chahinian	PALM	AS	207.6	11	204.1	14	203.7	9	200.0	17	197.4	10	202.6
32	41	Pascal Meignan	ST ELOI	AS	206.8	7	204.5	12	201.4	5	201.4	11	200.7	17	203.0
33	57	Philippe Simon	PALM	BS	206.1	14	202.2	16	197.8	12	194.5	17	188.8	6	197.9
34	72	Nicolas Cottancin	CCF	AS	205.3	9	199.6	6	198.1	8	196.7	7	194.9	12	198.9
35	87	Yann Gasparini	ST ELOI	AS	203.0	5	201.1	11	198.8	18	195.6	12	186.5	14	197.0
36	17	Sylvio Bossi	CCF	BS	197.8	11	197.4	14	193.5	5	193.2	16	187.1	12	193.8
37	26	Bruno Foure	CCF	BS	191.8	8	187.8	16	179.4	6	179.1	15	178.8	14	183.3



Autodromo Nazionale Monza

Caterham Cup

Free practice

Fastest Laps Sequence



Lap	Time of Day	Session Time	N°	Driver	Team	Class	Time	Km/h
2	15:54:49.930	4:49.930	92	Olivier Loï	ST ELOI	AS	2:15.815	153.5
2	15:55:05.428	5:05.428	9	Henri Bizet	PALM	AS	2:14.323	155.2
2	15:55:21.137	5:21.137	48	Alain Girardot	CCF	BS	2:13.150	156.6
3	15:57:17.297	7:17.297	9	Henri Bizet	PALM	AS	2:11.869	158.1
3	15:57:22.055	7:22.055	60	Francis Chatelain	PALM	AS	2:11.805	158.2
3	15:57:32.549	7:32.549	48	Alain Girardot	CCF	BS	2:11.412	158.6
4	15:59:28.001	9:28.001	9	Henri Bizet	PALM	AS	2:10.704	159.5
4	15:59:46.898	9:46.898	6	Antoine Miquel	CCF	AS	2:09.808	160.6
5	16:01:55.749	11:55.749	6	Antoine Miquel	CCF	AS	2:08.851	161.8
13	16:19:07.022	29:07.022	9	Henri Bizet	PALM	AS	2:08.073	162.8
15	16:23:41.189	33:41.189	6	Antoine Miquel	CCF	AS	2:08.019	162.9



Autodromo Nazionale Monza


Caterham Cup

Free practice

Event Best Maximum Speed



N°	Driver	Team	Class	Km/h	Session
9	Henri Bizet	PALM	AS	216.4	Free practice
23	Pascal Wehrlen	PALM	AS	216.4	Free practice
60	Francis Chatelain	PALM	AS	216.0	Free practice
15	Arnaud Mignatelli	CCF	AS	216.0	Free practice
6	Antoine Miquel	CCF	AS	216.0	Free practice
98	Olivier Guerin	CCF	AS	214.7	Free practice
16	Cyrille Baliki	PALM	AS	214.7	Free practice
92	Olivier Loï	ST ELOI	AS	214.2	Free practice
69	Henri Charpentier	CCF	AS	213.8	Free practice
12	Arnaud Griffon	PALM	AS	213.8	Free practice
32	Jean Pierre Mignatelli	CCF	BS	213.8	Free practice
29	Eric Moussier	IND	AS	213.4	Free practice
21	Bruno Aveque	CCF	AS	213.4	Free practice
38	Claude Boueix	DOG RACING	BS	213.4	Free practice
96	Hervé Cordel	CCF	AS	213.0	Free practice
24	Gilles Charpentier	CCF	AS	213.0	Free practice
3	Rémi Sauget	PALM	AS	212.5	Free practice
4	Bruno Georgeon	ROSSELSP	AS	212.5	Free practice
37	Patrick Dehant	DOG RACING	BS	212.5	Free practice
40	Alexis Gronier	DOG RACING	AS	212.1	Free practice
75	Alexandre Pinto	ST ELOI	AS	211.7	Free practice
2	François Jaffredo	ROSSELSP	AS	211.3	Free practice
11	Frederic Allaire	ST ELOI	AS	211.3	Free practice
61	Michel Cloud	CCF	BS	210.9	Free practice
48	Alain Girardot	CCF	BS	210.9	Free practice
99	Loic Martinez	CCF	B	210.9	Free practice
14	Jean Paul Gobba	CCF	BS	210.5	Free practice
7	Laura Chatelain	CCF	AS	209.7	Free practice
5	Pierre Jean Reypin	ROSSELSP	AS	209.7	Free practice
233	Tone Le	CCF	AS	208.4	Free practice
20	Franck Chahinian	PALM	AS	207.6	Free practice
41	Pascal Meignan	ST ELOI	AS	206.8	Free practice
57	Philippe Simon	PALM	BS	206.1	Free practice
72	Nicolas Cottancin	CCF	AS	205.3	Free practice
87	Yann Gasparini	ST ELOI	AS	203.0	Free practice
17	Sylvio Bossi	CCF	BS	197.8	Free practice
26	Bruno Foure	CCF	BS	191.8	Free practice



Autodromo Nazionale Monza
Caterham Cup
Free practice
Pit Stop Analysis



2 François Jaffredo AS ROSSELSP

Nr.	In Day Time	In Time	Out Time	Pit Time	T. Pit Time	Handicap	Penalty
1	16:14:03.048	16:14:03.048	16:16:29.984	2:26.936	2:26.936		

3 Rémi Sauget AS PALM

Nr.	In Day Time	In Time	Out Time	Pit Time	T. Pit Time	Handicap	Penalty
1	16:17:04.032	16:17:04.032	16:19:51.151	2:47.119	2:47.119		

4 Bruno Georgeon AS ROSSELSP

Nr.	In Day Time	In Time	Out Time	Pit Time	T. Pit Time	Handicap	Penalty
1	16:06:39.027	16:06:39.027	16:12:40.517	6:01.490	6:01.490		

5 Pierre Jean Rey-pin AS ROSSELSP

Nr.	In Day Time	In Time	Out Time	Pit Time	T. Pit Time	Handicap	Penalty
1	16:11:16.725	16:11:16.725	16:17:10.624	5:53.899	5:53.899		

7 Laura Chatelain AS CCF

Nr.	In Day Time	In Time	Out Time	Pit Time	T. Pit Time	Handicap	Penalty
1	16:23:41.064	16:23:41.064	16:25:17.129	1:36.065	1:36.065		

12 Arnaud Griffon AS PALM

Nr.	In Day Time	In Time	Out Time	Pit Time	T. Pit Time	Handicap	Penalty
1	16:23:56.396	16:23:56.396	16:26:19.721	2:23.325	2:23.325		

14 Jean Paul Gobba BS CCF

Nr.	In Day Time	In Time	Out Time	Pit Time	T. Pit Time	Handicap	Penalty
1	16:04:47.276	16:04:47.276	16:06:05.331	1:18.055	1:18.055		

15 Arnaud Mignatelli AS CCF

Nr.	In Day Time	In Time	Out Time	Pit Time	T. Pit Time	Handicap	Penalty
1	16:09:00.601	16:09:00.601	16:10:25.401	1:24.800	1:24.800		

17 Sylvio Bossi BS CCF

Nr.	In Day Time	In Time	Out Time	Pit Time	T. Pit Time	Handicap	Penalty
1	16:11:18.617	16:11:18.617	16:13:24.127	2:05.510	2:05.510		

20 Franck Chahinian AS PALM

Nr.	In Day Time	In Time	Out Time	Pit Time	T. Pit Time	Handicap	Penalty
1	16:24:43.514	16:24:43.514	16:26:21.111	1:37.597	1:37.597		

24 Gilles Charpentier AS CCF

Nr.	In Day Time	In Time	Out Time	Pit Time	T. Pit Time	Handicap	Penalty
1	16:08:30.904	16:08:30.904	16:10:02.350	1:31.446	1:31.446		
2	16:21:30.948	16:21:30.948	16:24:07.095	2:36.147	4:07.593		

26 Bruno Foure BS CCF

Nr.	In Day Time	In Time	Out Time	Pit Time	T. Pit Time	Handicap	Penalty
1	16:14:04.937	16:14:04.937	16:16:45.985	2:41.048	2:41.048		

29 Eric Moussier AS IND

Nr.	In Day Time	In Time	Out Time	Pit Time	T. Pit Time	Handicap	Penalty
1	16:07:10.129	16:07:10.129	16:09:05.027	1:54.898	1:54.898		
2	16:20:15.336	16:20:15.336	16:22:21.997	2:06.661	4:01.559		

32 Jean Pierre Mignatelli BS CCF

Nr.	In Day Time	In Time	Out Time	Pit Time	T. Pit Time	Handicap	Penalty
1	16:05:10.420	16:05:10.420	16:09:38.607	4:28.187	4:28.187		

40 Alexis Gronier AS DOG RACING

Nr.	In Day Time	In Time	Out Time	Pit Time	T. Pit Time	Handicap	Penalty
1	16:13:39.310	16:13:39.310	16:15:05.098	1:25.788	1:25.788		

41 Pascal Meignan AS ST ELOI

Nr.	In Day Time	In Time	Out Time	Pit Time	T. Pit Time	Handicap	Penalty
1	16:10:37.575	16:10:37.575	16:12:15.812	1:38.237	1:38.237		

48 Alain Girardot BS CCF

Nr.	In Day Time	In Time	Out Time	Pit Time	T. Pit Time	Handicap	Penalty
1	16:21:26.198	16:21:26.198	16:22:50.120	1:23.922	1:23.922		

57 Philippe Simon BS PALM

Nr.	In Day Time	In Time	Out Time	Pit Time	T. Pit Time	Handicap	Penalty
1	16:11:07.923	16:11:07.923	16:12:28.275	1:20.352	1:20.352		

60 Francis Chatelain AS PALM

Nr.	In Day Time	In Time	Out Time	Pit Time	T. Pit Time	Handicap	Penalty
1	16:21:27.970	16:21:27.970	16:23:00.982	1:33.012	1:33.012		

61 Michel Cloud BS CCF

Nr.	In Day Time	In Time	Out Time	Pit Time	T. Pit Time	Handicap	Penalty
1	16:11:55.684	16:11:55.684	16:13:57.745	2:02.061	2:02.061		





Autodromo Nazionale Monza
Caterham Cup
Free practice
Pit Stop Analysis



69 Henri Charpentier AS CCF

Nr.	In Day Time	In Time	Out Time	Pit Time	T. Pit Time	Handicap	Penalty
1	16:13:11.618	16:13:11.618	16:14:46.579	1:34.961	1:34.961		

72 Nicolas Cottancin AS CCF

Nr.	In Day Time	In Time	Out Time	Pit Time	T. Pit Time	Handicap	Penalty
1	16:11:53.709	16:11:53.709	16:14:13.912	2:20.203	2:20.203		

75 Alexandre Pinto AS ST ELOI

Nr.	In Day Time	In Time	Out Time	Pit Time	T. Pit Time	Handicap	Penalty
1	15:57:20.404	15:57:20.404	15:59:38.623	2:18.219	2:18.219		
2	16:21:57.042	16:21:57.042	16:23:15.464	1:18.422	3:36.641		

87 Yann Gasparini AS ST ELOI

Nr.	In Day Time	In Time	Out Time	Pit Time	T. Pit Time	Handicap	Penalty
1	16:10:50.922	16:10:50.922	16:12:18.050	1:27.128	1:27.128		
2	16:23:47.625	16:23:47.625	16:24:52.820	1:05.195	2:32.323		

92 Olivier Loi AS ST ELOI

Nr.	In Day Time	In Time	Out Time	Pit Time	T. Pit Time	Handicap	Penalty
1	16:14:48.377	16:14:48.377	16:15:58.898	1:10.521	1:10.521		

98 Olivier Guerin AS CCF

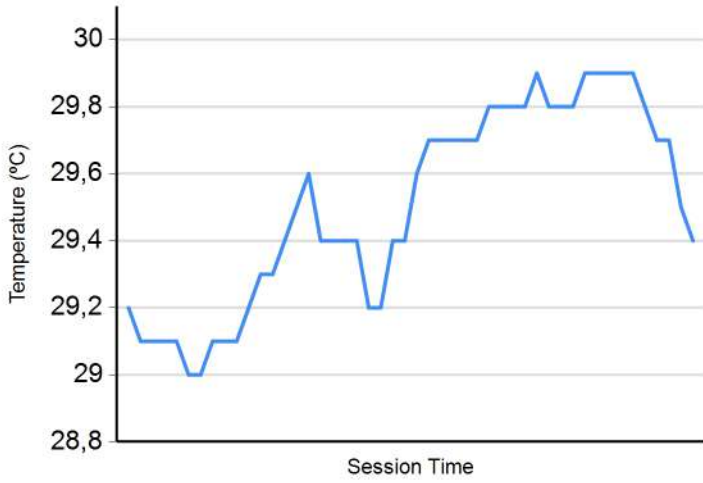
Nr.	In Day Time	In Time	Out Time	Pit Time	T. Pit Time	Handicap	Penalty
1	16:13:27.639	16:13:27.639	16:15:44.191	2:16.552	2:16.552		



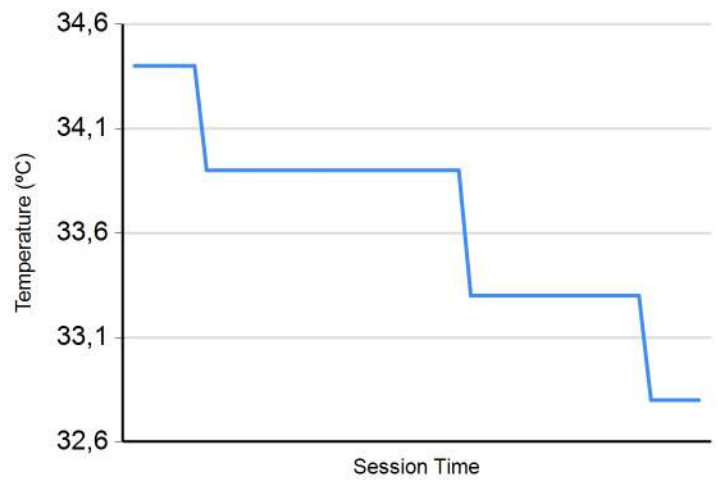
Autodromo Nazionale Monza
Caterham Cup
Free practice
Weather Report



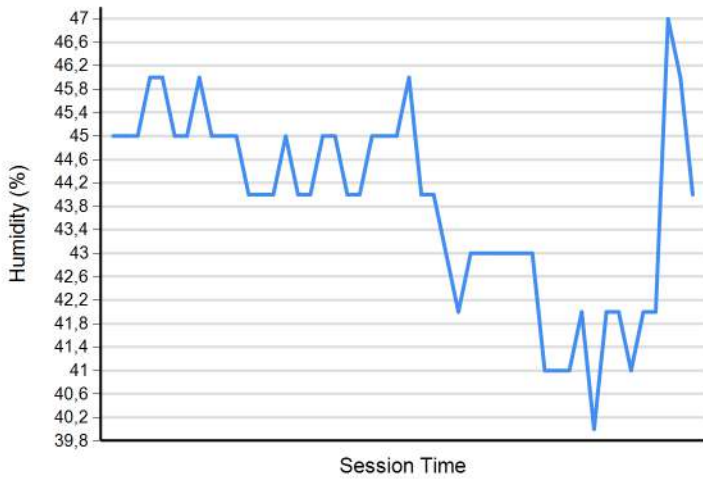
Air Temperature



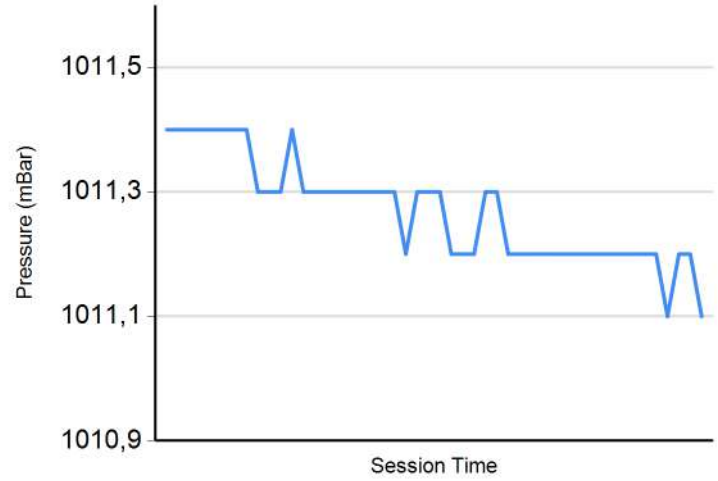
Track Temperature



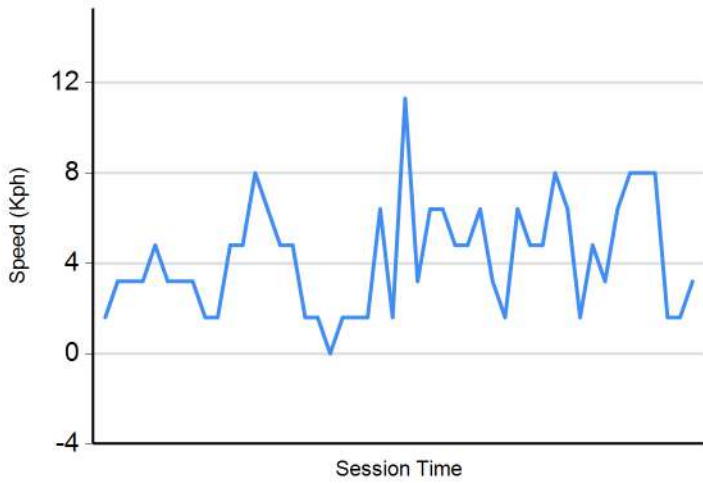
Humidity



Pressure



Wind Speed



Wind direction

North = 0°/360° Est = 90° South = 180° West = 270°

