



Autodromo Nazionale Monza
Caterham Cup
Qualifying - 1
Provisional Results




Cls	N°	Driver	Team	Class	Cls	Laps	Best	Time	Gap	Interval	Km/h
1	23	Pascal Wehrlen	PALM	AS	1	10	8	2:07.941			163.0
2	9	Henri Bizet	PALM	AS	2	10	6	2:08.294	0.353	0.353	162.5
3	6	Antoine Miquel	CCF	AS	3	10	9	2:08.303	0.362	0.009	162.5
4	7	Laura Chatelain	CCF	AS	4	10	9	2:08.447	0.506	0.144	162.3
5	29	Eric Moussier	IND	AS	5	11	7	2:08.457	0.516	0.010	162.3
6	15	Arnaud Mignatelli	CCF	AS	6	10	7	2:08.607	0.666	0.150	162.1
7	48	Alain Girardot	CCF	BS	1	11	8	2:08.666	0.725	0.059	162.0
8	21	Bruno Aveque	CCF	AS	7	10	8	2:08.829	0.888	0.163	161.8
9	60	Francis Chatelain	PALM	AS	8	10	9	2:08.834	0.893	0.005	161.8
10	3	Rémi Sauget	PALM	AS	9	10	7	2:09.088	1.147	0.254	161.5
11	98	Olivier Guerin	CCF	AS	10	8	7	2:09.146	1.205	0.058	161.4
12	69	Tone Le	CCF	AS	11	10	9	2:09.433	1.492	0.287	161.1
13	20	Franck Chahinian	PALM	AS	12	10	3	2:09.461	1.520	0.028	161.0
14	12	Arnaud Griffon	PALM	AS	13	10	7	2:09.706	1.765	0.245	160.7
15	40	Alexis Gronier	DOG RACING	AS	14	11	10	2:09.720	1.779	0.014	160.7
16	5	Pierre Jean Reypin	ROSSELSP	AS	15	10	8	2:09.833	1.892	0.113	160.6
17	92	Olivier Loï	ST ELOI	AS	16	10	9	2:09.870	1.929	0.037	160.5
18	4	Bruno Georgeon	ROSSELSP	AS	17	10	9	2:09.885	1.944	0.015	160.5
19	75	Alexandre Pinto	ST ELOI	AS	18	10	8	2:09.994	2.053	0.109	160.4
20	17	Sylvio Bossi	CCF	BS	2	10	9	2:10.560	2.619	0.566	159.7
21	16	Cyrille Baliki	PALM	AS	19	10	5	2:10.585	2.644	0.025	159.7
22	11	Frederic Allaire	ST ELOI	AS	20	10	6	2:10.590	2.649	0.005	159.6
23	99	Loic Martinez	CCF	B	1	10	5	2:10.661	2.720	0.071	159.6
24	41	Pascal Meignan	ST ELOI	AS	21	10	8	2:10.920	2.979	0.259	159.2
25	96	Hervé Cordel	CCF	AS	22	7	6	2:11.118	3.177	0.198	159.0
26	37	Patrick Dehant	DOG RACING	BS	3	10	3	2:11.164	3.223	0.046	158.9
27	26	Bruno Foure	CCF	BS	4	10	8	2:11.577	3.636	0.413	158.4
28	32	Jean Pierre Mignatelli	CCF	BS	5	10	8	2:12.055	4.114	0.478	157.9
29	87	Yann Gasparini	ST ELOI	AS	23	9	6	2:12.143	4.202	0.088	157.8
30	24	Henri Charpentier	CCF	AS	24	10	3	2:12.174	4.233	0.031	157.7
31	57	Philippe Simon	PALM	BS	6	10	6	2:12.896	4.955	0.722	156.9
32	61	Michel Cloud	CCF	BS	7	10	8	2:13.074	5.133	0.178	156.7
33	72	Nicolas Cottancin	CCF	AS	25	10	6	2:13.192	5.251	0.118	156.5
34	38	Claude Boueix	DOG RACING	BS	8	10	9	2:13.737	5.796	0.545	155.9
35	233	Gilles Charpentier	CCF	AS	26	9	8	2:13.976	6.035	0.239	155.6
36	2	François Jaffredo	ROSSELSP	AS	27	10	9	2:14.690	6.749	0.714	154.8

CAR 41 LAP TIME 2.13.093 DELETED - TRACK LIMITS
 CAR 37 LAP TIME 2.11.606 DELETED - TRACK LIMITS
 CAR 37 LAP TIME 2.12.176 DELETED - TRACK LIMITS
 CAR 20 LAP TIME 2.10.777 DELETED - TRACK LIMITS
 CAR 20 LAP TIME 2.10.121 DELETED - TRACK LIMITS

Published at:..... Track Temp: **32.8 °C** Air Temp: **23.1 °C** Humidity: **76 %** Track Status: **DRY**

Stewards:	Race Director:	Timekeeper:
------------------	-----------------------	------------------------




Autodromo Nazionale Monza
Caterham Cup
Qualifying - 1
Provisional Results by Class




Cls	N°	Driver	Team	Class	Cls	Laps	Best	Time	Gap	Interval	Km/h
AS											
1	23	Pascal Wehrlen	PALM	AS	1	10	8	2:07.941			163.0
2	9	Henri Bizet	PALM	AS	2	10	6	2:08.294	0.353	0.353	162.5
3	6	Antoine Miquel	CCF	AS	3	10	9	2:08.303	0.362	0.009	162.5
4	7	Laura Chatelain	CCF	AS	4	10	9	2:08.447	0.506	0.144	162.3
5	29	Eric Moussier	IND	AS	5	11	7	2:08.457	0.516	0.010	162.3
6	15	Arnaud Mignatelli	CCF	AS	6	10	7	2:08.607	0.666	0.150	162.1
7	21	Bruno Aveque	CCF	AS	7	10	8	2:08.829	0.888	0.222	161.8
8	60	Francis Chatelain	PALM	AS	8	10	9	2:08.834	0.893	0.005	161.8
9	3	Rémi Sauget	PALM	AS	9	10	7	2:09.088	1.147	0.254	161.5
10	98	Olivier Guerin	CCF	AS	10	8	7	2:09.146	1.205	0.058	161.4
11	69	Tone Le	CCF	AS	11	10	9	2:09.433	1.492	0.287	161.1
12	20	Franck Chahinian	PALM	AS	12	10	3	2:09.461	1.520	0.028	161.0
13	12	Arnaud Griffon	PALM	AS	13	10	7	2:09.706	1.765	0.245	160.7
14	40	Alexis Gronier	DOG RACING	AS	14	11	10	2:09.720	1.779	0.014	160.7
15	5	Pierre Jean Reypin	ROSSELSP	AS	15	10	8	2:09.833	1.892	0.113	160.6
16	92	Olivier Loï	ST ELOI	AS	16	10	9	2:09.870	1.929	0.037	160.5
17	4	Bruno Georgeon	ROSSELSP	AS	17	10	9	2:09.885	1.944	0.015	160.5
18	75	Alexandre Pinto	ST ELOI	AS	18	10	8	2:09.994	2.053	0.109	160.4
19	16	Cyrille Baliki	PALM	AS	19	10	5	2:10.585	2.644	0.591	159.7
20	11	Frederic Allaire	ST ELOI	AS	20	10	6	2:10.590	2.649	0.005	159.6
21	41	Pascal Meignan	ST ELOI	AS	21	10	8	2:10.920	2.979	0.330	159.2
22	96	Hervé Cordel	CCF	AS	22	7	6	2:11.118	3.177	0.198	159.0
23	87	Yann Gasparini	ST ELOI	AS	23	9	6	2:12.143	4.202	1.025	157.8
24	24	Henri Charpentier	CCF	AS	24	10	3	2:12.174	4.233	0.031	157.7
25	72	Nicolas Cottancin	CCF	AS	25	10	6	2:13.192	5.251	1.018	156.5
26	233	Gilles Charpentier	CCF	AS	26	9	8	2:13.976	6.035	0.784	155.6
27	2	François Jaffredo	ROSSELSP	AS	27	10	9	2:14.690	6.749	0.714	154.8
B											
1	99	Loic Martinez	CCF	B	1	10	5	2:10.661			159.6
BS											
1	48	Alain Girardot	CCF	BS	1	11	8	2:08.666			162.0
2	17	Sylvio Bossi	CCF	BS	2	10	9	2:10.560	1.894	1.894	159.7
3	37	Patrick Dehant	DOG RACING	BS	3	10	3	2:11.164	2.498	0.604	158.9
4	26	Bruno Foure	CCF	BS	4	10	8	2:11.577	2.911	0.413	158.4
5	32	Jean Pierre Mignatelli	CCF	BS	5	10	8	2:12.055	3.389	0.478	157.9
6	57	Philippe Simon	PALM	BS	6	10	6	2:12.896	4.230	0.841	156.9
7	61	Michel Cloud	CCF	BS	7	10	8	2:13.074	4.408	0.178	156.7
8	38	Claude Boueix	DOG RACING	BS	8	10	9	2:13.737	5.071	0.663	155.9

Published at:.....

Track Temp: **32.8 °C** Air Temp: **23.1 °C** Humidity: **76 %** Track **DRY**

Stewards:	Race Director:	Timekeeper: 
------------------	-----------------------	---





Autodromo Nazionale Monza
Caterham Cup
Qualifying - 1
Lap Analysis



2 François Jaffredo AS **6** Antoine Miquel AS
 ROSSELSP CCF

Lap	D	Time	Sector 1	Sector 2	Sector 3	T. Spd	Elapsed	Lap	D	Time	Sector 1	Sector 2	Sector 3	T. Spd	Elapsed
1		9:58:03.273	9:56:16.475	55.075	51.723	147.7	9:58:03.273	1		9:59:47.986	9:56:39.280	1:09.124	1:59.582	167.9	9:59:47.986
2		2:20.909	45.079	47.221	48.609	194.5	10:00:24.182	2		2:10.051	41.848	43.614	44.589	214.7	10:01:58.037
3		2:22.025	43.085	49.249	49.691	191.8	10:02:46.207	3		2:09.628	41.875	43.145	44.608	197.0	10:04:07.665
4		2:17.649	43.157	46.707	47.785	185.5	10:05:03.856	4		2:09.560	41.620	43.278	44.662	208.4	10:06:17.225
5		2:16.236	42.852	46.005	47.379	210.5	10:07:20.092	5		2:08.895	41.423	43.082	44.390	189.1	10:08:26.120
6		2:17.936	43.778	46.533	47.625	173.6	10:09:38.028	6		2:09.287	42.178	43.699	43.410	186.2	10:10:35.407
7		2:17.104	43.515	46.496	47.093	213.4	10:11:55.132	7		2:08.553	41.177	43.054	44.322	213.4	10:12:43.960
8		2:16.700	43.170	46.416	47.114	205.7	10:14:11.832	8		2:09.037	41.539	42.937	44.561	189.4	10:14:52.997
9		2:14.690	43.365	45.479	45.846	179.1	10:16:26.522	9		2:08.303	41.680	42.809	43.814	210.5	10:17:01.300
10		3:02.722 P	56.164	54.360	1:12.198	113.3	10:19:29.244	10		2:52.066 P	45.159	47.582	1:19.325	156.9	10:19:53.366

3 Rémi Sauget AS **7** Laura Chatelain AS
 PALM CCF

Lap	D	Time	Sector 1	Sector 2	Sector 3	T. Spd	Elapsed	Lap	D	Time	Sector 1	Sector 2	Sector 3	T. Spd	Elapsed
1		9:58:40.299	9:57:03.690	48.409	48.200	115.8	9:58:40.299	1		9:58:40.039	9:57:02.836	49.096	48.107	88.6	9:58:40.039
2		2:09.593	41.747	43.265	44.581	203.7	10:00:49.892	2		2:10.869	42.220	43.958	44.691	184.9	10:00:50.908
3		2:09.278	41.417	43.579	44.282	192.5	10:02:59.170	3		2:09.459	41.413	43.450	44.596	201.8	10:03:00.367
4		2:10.970	41.482	43.910	45.578	200.0	10:05:10.140	4		2:09.885	41.260	43.628	44.997	210.5	10:05:10.252
5		2:14.911	47.117	43.442	44.352	200.3	10:07:25.051	5		2:10.464	42.111	43.119	45.234	209.7	10:07:20.716
6		2:09.090	41.443	43.686	43.961	216.0	10:09:34.141	6		2:09.654	41.405	43.310	44.939	203.0	10:09:30.370
7		2:09.088	41.259	43.259	44.570	213.0	10:11:43.229	7		2:09.266	41.801	43.385	44.080	177.6	10:11:39.636
8		2:10.027	41.541	44.051	44.435	209.7	10:13:53.256	8		2:09.191	41.266	43.724	44.201	199.2	10:13:48.827
9		2:09.431	41.714	42.991	44.726	210.1	10:16:02.687	9		2:08.447	41.264	43.262	43.921	211.3	10:15:57.274
10		2:48.721 P	48.085	50.226	1:10.410	170.0	10:18:51.408	10		3:04.276 P	49.453	56.238	1:18.585	171.1	10:19:01.550

4 Bruno Georgeon AS **9** Henri Bizet AS
 ROSSELSP PALM

Lap	D	Time	Sector 1	Sector 2	Sector 3	T. Spd	Elapsed	Lap	D	Time	Sector 1	Sector 2	Sector 3	T. Spd	Elapsed
1		9:57:59.575	9:56:16.218	54.204	49.153	138.4	9:57:59.575	1		9:58:37.812	9:57:01.387	49.114	47.311	95.5	9:58:37.812
2		2:15.515	43.257	45.582	46.676	204.1	10:00:15.090	2		2:11.070	41.708	44.100	45.262	215.1	10:00:48.882
3		2:13.205	43.041	44.302	45.862	205.7	10:02:28.295	3		2:10.231	41.217	43.645	45.369	199.6	10:02:59.113
4		2:12.937	42.201	44.906	45.830	201.1	10:04:41.232	4		2:09.656	41.363	43.819	44.474	208.8	10:05:08.769
5		2:12.511	41.838	45.638	45.035	209.7	10:06:53.743	5		2:09.639	41.073	44.130	44.436	213.8	10:07:18.408
6		2:11.433	42.174	44.539	44.720	205.7	10:09:05.176	6		2:08.294	41.303	43.140	43.851	216.0	10:09:26.702
7		2:30.687	42.079	55.468	53.140	210.1	10:11:35.863	7		2:09.816	41.641	44.010	44.165	210.5	10:11:36.518
8		2:10.930	42.899	43.667	44.364	204.9	10:13:46.793	8		2:09.290	41.516	43.054	44.720	211.7	10:13:45.808
9		2:09.885	41.597	43.536	44.752	210.9	10:15:56.678	9		2:08.465	41.727	42.914	43.824	209.7	10:15:54.273
10		3:02.990 P	47.717	57.466	1:17.807	177.6	10:18:59.668	10		2:39.661 P	47.110	51.741	1:00.810	184.9	10:18:33.934

5 Pierre Jean Reypin AS **11** Frederic Allaire AS
 ROSSELSP ST ELOI

Lap	D	Time	Sector 1	Sector 2	Sector 3	T. Spd	Elapsed	Lap	D	Time	Sector 1	Sector 2	Sector 3	T. Spd	Elapsed
1		9:58:00.243	9:56:15.632	55.369	49.242	131.3	9:58:00.243	1		9:58:04.766	9:56:22.836	52.654	49.276	127.5	9:58:04.766
2		2:15.117	43.065	45.370	46.682	196.0	10:00:15.360	2		2:12.190	43.259	44.500	44.431	180.9	10:00:16.956
3		2:16.506	46.339	44.479	45.688	194.5	10:02:31.866	3		2:12.463	42.866	44.376	45.221	188.8	10:02:29.419
4		2:11.701	41.743	44.287	45.671	210.5	10:04:43.567	4		2:13.050	42.632	45.053	45.365	194.9	10:04:42.469
5		2:11.386	41.738	44.718	44.930	202.6	10:06:54.953	5		2:11.409	42.050	45.077	44.282	190.8	10:06:53.878
6		2:10.860	41.927	43.785	45.148	190.1	10:09:05.813	6		2:10.590	41.819	44.120	44.651	207.6	10:09:04.468
7		2:11.101	41.622	44.765	44.714	198.8	10:11:16.914	7		2:11.088	42.268	44.276	44.544	199.2	10:11:15.556
8		2:09.833	41.349	43.620	44.864	204.1	10:13:26.747	8		2:11.093	42.328	43.621	45.144	215.1	10:13:26.649
9		2:12.182	42.101	45.111	44.970	192.5	10:15:38.929	9		2:11.941	42.027	45.033	44.881	213.4	10:15:38.590
10		2:51.639 P	48.981	49.425	1:13.233	145.9	10:18:30.568	10		3:08.308 P	58.759	57.344	1:12.205	121.4	10:18:46.898





Autodromo Nazionale Monza
Caterham Cup
Qualifying - 1
Lap Analysis



12 Arnaud Griffon AS **20** Franck Chahinian AS
 PALM PALM

Lap D	Time	Sector 1	Sector 2	Sector 3	T. Spd	Elapsed	Lap D	Time	Sector 1	Sector 2	Sector 3	T. Spd	Elapsed
1	9:58:44.636	9:57:04.798	49.835	50.003	145.3	9:58:44.636	1	9:58:40.669	9:57:04.219	48.966	47.484	103.5	9:58:40.669
2	2:12.830	42.695	44.353	45.782	180.0	10:00:57.466	2	2:10.909	42.277	44.403	44.229	181.8	10:00:51.578
3	2:10.403	41.597	43.966	44.840	205.3	10:03:07.869	3	2:09.461	41.592	43.805	44.064	208.0	10:03:01.039
4	2:47.178	48.630	51.875	1:06.673	210.1	10:05:55.047	4	2:09.610	41.773	43.585	44.252	208.4	10:05:10.649
5	2:33.796	1:00.494	47.654	45.648	126.3	10:08:28.843	5	2:10.318	42.253	43.453	44.612	202.2	10:07:20.967
6	2:09.983	41.424	43.920	44.639	210.1	10:10:38.826	6	2:10.777	42.157	43.914	44.706	199.2	10:09:31.744
7	2:09.706	41.432	43.565	44.709	210.5	10:12:48.532	7	2:50.496	48.339	59.805	1:02.352	210.5	10:12:22.240
8	2:10.091	41.746	43.628	44.717	209.7	10:14:58.623	8	2:32.891	47.609	1:00.698	44.584	193.8	10:14:55.131
9	2:12.511	43.261	43.851	45.399	216.0	10:17:11.134	9	2:10.121	41.440	44.587	44.094	197.0	10:17:05.252
10	3:26.493 P	1:02.643	1:02.278	1:21.572	118.1	10:20:37.627	10	3:06.394 P	49.028	52.669	1:24.697	133.1	10:20:11.646

15 Arnaud Mignatelli AS **21** Bruno Aveque AS
 CCF CCF

Lap D	Time	Sector 1	Sector 2	Sector 3	T. Spd	Elapsed	Lap D	Time	Sector 1	Sector 2	Sector 3	T. Spd	Elapsed
1	9:58:21.405	9:56:38.194	53.250	49.961	151.6	9:58:21.405	1	9:58:12.055	9:56:34.407	50.665	46.983	127.0	9:58:12.055
2	2:14.063	44.964	44.632	44.467	170.0	10:00:35.468	2	2:12.327	42.239	45.061	45.027	205.7	10:00:24.382
3	2:10.365	41.835	43.297	45.233	194.9	10:02:45.833	3	2:10.464	41.654	43.799	45.011	208.4	10:02:34.846
4	2:21.706 P	42.300	44.304	55.102	188.1	10:05:07.539	4	2:09.291	41.712	43.578	44.001	213.8	10:04:44.137
5	2:55.560	1:27.418	43.467	44.675	176.7	10:08:03.099	5	2:27.499	41.269	56.363	49.867	200.3	10:07:11.636
6	2:09.218	41.829	43.176	44.213	209.7	10:10:12.317	6	2:09.759	41.704	43.924	44.131	209.3	10:09:21.395
7	2:08.607	41.698	42.726	44.183	214.2	10:12:20.924	7	2:16.260	41.537	44.022	50.701	213.4	10:11:37.655
8	2:09.182	41.749	43.178	44.255	214.7	10:14:30.106	8	2:08.829	41.887	42.812	44.130	184.9	10:13:46.484
9	2:09.074	41.627	43.339	44.108	215.5	10:16:39.180	9	2:08.873	41.504	43.101	44.268	208.4	10:15:55.357
10	3:07.973 P	49.071	58.365	1:20.537	182.1	10:19:47.153	10	3:01.993 P	48.371	57.583	1:16.039	165.1	10:18:57.350

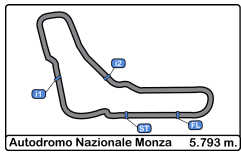
16 Cyrille Baliki AS **23** Pascal Wehrlen AS
 PALM PALM

Lap D	Time	Sector 1	Sector 2	Sector 3	T. Spd	Elapsed	Lap D	Time	Sector 1	Sector 2	Sector 3	T. Spd	Elapsed
1	9:57:40.778	9:56:07.400	46.543	46.835	140.0	9:57:40.778	1	9:58:38.474	9:57:01.968	49.178	47.328	108.8	9:58:38.474
2	2:12.766	42.150	45.214	45.402	213.8	9:59:53.544	2	2:09.968	41.623	43.848	44.497	203.0	10:00:48.442
3	2:12.154	42.251	44.620	45.283	209.3	10:02:05.698	3	2:10.067	41.701	43.403	44.963	215.1	10:02:58.509
4	2:11.217	41.821	44.321	45.075	215.1	10:04:16.915	4	2:11.469	41.787	44.123	45.559	216.4	10:05:09.978
5	2:10.585	41.738	43.907	44.940	211.3	10:06:27.500	5	2:10.027	41.135	43.201	45.691	214.7	10:07:20.005
6	2:11.453	42.139	44.126	45.188	207.2	10:08:38.953	6	2:08.774	41.492	43.170	44.112	210.5	10:09:28.779
7	2:12.072	42.587	44.454	45.031	199.6	10:10:51.025	7	2:08.656	41.757	42.637	44.262	216.0	10:11:37.435
8	2:11.070	42.206	44.143	44.721	210.1	10:13:02.095	8	2:07.941	41.308	42.698	43.935	197.8	10:13:45.376
9	2:12.062	42.184	44.847	45.031	213.4	10:15:14.157	9	2:09.884	42.421	43.061	44.402	196.3	10:15:55.260
10	2:24.543 P	42.319	44.852	57.372	211.3	10:17:38.700	10	2:50.210 P	46.992	55.010	1:08.208	172.8	10:18:45.470

17 Sylvio Bossi BS **24** Henri Charpentier AS
 CCF CCF

Lap D	Time	Sector 1	Sector 2	Sector 3	T. Spd	Elapsed	Lap D	Time	Sector 1	Sector 2	Sector 3	T. Spd	Elapsed
1	9:58:49.178	9:57:11.827	49.182	48.169	148.3	9:58:49.178	1	9:58:47.687	9:57:07.310	50.359	50.018	154.0	9:58:47.687
2	2:15.301	42.933	45.750	46.618	182.7	10:01:04.479	2	2:13.541	42.591	45.124	45.826	180.0	10:01:01.228
3	2:12.769	42.093	44.429	46.247	189.4	10:03:17.248	3	2:12.174	42.018	44.546	45.610	198.8	10:03:13.402
4	2:11.587	41.821	44.104	45.662	204.1	10:05:28.835	4	2:13.296	42.083	44.840	46.373	211.3	10:05:26.698
5	2:10.860	41.674	43.862	45.324	203.3	10:07:39.695	5	2:12.746	41.725	45.536	45.485	198.1	10:07:39.444
6	2:12.021	41.682	44.094	46.245	203.3	10:09:51.716	6	2:13.951	42.585	45.111	46.255	200.0	10:09:53.395
7	2:12.283	42.234	44.079	45.970	197.0	10:12:03.999	7	2:13.181	42.890	44.482	45.809	193.2	10:12:06.576
8	2:11.616	42.071	43.669	45.876	193.5	10:14:15.615	8	2:13.099	42.495	44.663	45.941	208.4	10:14:19.675
9	2:10.560	41.732	43.539	45.289	208.0	10:16:26.175	9	2:13.181	41.995	45.001	46.185	211.3	10:16:32.856
10	2:47.892 P	53.517	46.901	1:07.474	117.5	10:19:14.067	10	3:11.585 P	53.355	57.503	1:20.727	158.5	10:19:44.441





Autodromo Nazionale Monza

Caterham Cup

Qualifying - 1

Lap Analysis



26

Bruno Fouré

BS 38

Claude Boueix

BS

CCF

DOG RACING

Lap D	Time	Sector 1	Sector 2	Sector 3	T. Spd	Elapsed	Lap D	Time	Sector 1	Sector 2	Sector 3	T. Spd	Elapsed
1	9:58:45.977	9:57:06.961	49.126	49.890	124.5	9:58:45.977	1	9:57:41.522	9:56:06.540	46.745	48.237	138.2	9:57:41.522
2	2:13.857	42.477	45.835	45.545	181.8	10:00:59.834	2	2:14.748	42.456	45.374	46.918	213.4	9:59:56.270
3	2:12.144	41.668	44.768	45.708	185.8	10:03:11.978	3	2:16.487	42.357	46.125	48.005	213.0	10:02:12.757
4	2:13.459	42.236	45.501	45.722	201.8	10:05:25.437	4	2:18.223	43.251	46.594	48.378	210.5	10:04:30.980
5	2:13.645	42.426	45.868	45.351	209.3	10:07:39.082	5	2:17.056	42.745	46.501	47.810	210.1	10:06:48.036
6	2:13.637	42.210	45.038	46.389	203.3	10:09:52.719	6	2:15.563	42.751	46.005	46.807	208.4	10:09:03.599
7	2:12.103	41.940	44.732	45.431	193.5	10:12:04.822	7	2:17.535	43.543	47.133	46.859	188.1	10:11:21.134
8	2:11.577	41.961	44.389	45.227	194.9	10:14:16.399	8	2:14.869	43.135	45.490	46.244	203.0	10:13:36.003
9	2:11.846	42.033	44.189	45.624	190.4	10:16:28.245	9	2:13.737	41.655	45.264	46.818	214.7	10:15:49.740
10	3:41.889 P	59.241	1:05.656	1:36.992	116.5	10:20:10.134	10	3:05.141 P	50.842	57.550	1:16.749	149.7	10:18:54.881

29

Eric Moussier

AS 40

Alexis Gronier

AS

IND

DOG RACING

Lap D	Time	Sector 1	Sector 2	Sector 3	T. Spd	Elapsed	Lap D	Time	Sector 1	Sector 2	Sector 3	T. Spd	Elapsed
1	9:57:36.065	9:56:02.982	46.446	46.637	145.3	9:57:36.065	1	9:57:36.607	9:56:03.590	46.551	46.466	138.8	9:57:36.607
2	2:13.319	42.107	44.902	46.310	211.3	9:59:49.384	2	2:12.185	42.908	44.204	45.073	177.3	9:59:48.792
3	2:09.114	41.302	43.351	44.461	210.9	10:01:58.498	3	2:10.466	41.911	44.065	44.490	200.7	10:01:59.258
4	2:09.681	41.823	43.346	44.512	199.2	10:04:08.179	4	2:10.743	42.002	43.930	44.811	192.5	10:04:10.001
5	2:09.245	41.403	43.375	44.467	207.6	10:06:17.424	5	2:09.807	41.772	43.355	44.680	209.7	10:06:19.808
6	2:09.441	41.552	43.909	43.980	199.2	10:08:26.865	6	2:10.508	42.121	43.614	44.773	208.4	10:08:30.316
7	2:08.457	41.411	42.861	44.185	203.7	10:10:35.322	7	2:10.470	42.094	43.592	44.784	210.5	10:10:40.786
8	2:08.923	41.539	43.130	44.254	204.1	10:12:44.245	8	2:10.011	41.770	43.543	44.698	213.8	10:12:50.797
9	2:09.754	41.760	42.956	45.038	194.9	10:14:53.999	9	2:10.187	41.918	43.372	44.897	202.2	10:15:00.984
10	2:08.498	41.016	43.600	43.882	209.7	10:17:02.497	10	2:09.720	41.647	43.121	44.952	206.8	10:17:10.704
11	2:52.623 P	48.004	44.094	1:20.525	151.4	10:19:55.120	11	3:03.662 P	49.413	53.011	1:21.238	139.8	10:20:14.366

32

Jean Pierre Mignatelli

BS 41

Pascal Meignan

AS

CCF

ST ELOI

Lap D	Time	Sector 1	Sector 2	Sector 3	T. Spd	Elapsed	Lap D	Time	Sector 1	Sector 2	Sector 3	T. Spd	Elapsed
1	9:58:08.280	9:56:31.847	48.631	47.802	133.9	9:58:08.280	1	9:58:02.340	9:56:27.141	48.615	46.584	133.9	9:58:02.340
2	2:14.382	42.097	45.440	46.845	214.2	10:00:22.662	2	2:13.093	42.023	45.900	45.170	201.8	10:00:15.433
3	2:12.617	42.318	44.890	45.409	212.5	10:02:35.279	3	2:12.553	43.070	44.503	44.980	198.1	10:02:27.986
4	2:13.388	42.558	45.141	45.689	194.5	10:04:48.667	4	2:12.091	42.129	44.463	45.499	212.1	10:04:40.077
5	2:12.966	42.650	44.615	45.701	211.3	10:07:01.633	5	2:12.757	42.452	45.216	45.089	202.6	10:06:52.834
6	2:12.772	42.682	44.718	45.372	209.3	10:09:14.405	6	2:11.284	42.143	44.398	44.743	196.7	10:09:04.118
7	2:15.607	42.606	47.447	45.554	210.9	10:11:30.012	7	2:11.476	42.386	44.107	44.983	202.2	10:11:15.594
8	2:12.055	42.430	44.239	45.386	209.7	10:13:42.067	8	2:10.920	41.881	44.005	45.034	213.8	10:13:26.514
9	2:12.389	42.548	44.135	45.706	210.5	10:15:54.456	9	2:12.144	42.039	44.878	45.227	210.9	10:15:38.658
10	3:13.181 P	56.023	56.241	1:20.917	133.9	10:19:07.637	10	3:11.392 P	59.605	57.359	1:14.428	117.6	10:18:50.050

37

Patrick Dehant

BS 48

Alain Girardot


BS

DOG RACING

CCF

Lap D	Time	Sector 1	Sector 2	Sector 3	T. Spd	Elapsed	Lap D	Time	Sector 1	Sector 2	Sector 3	T. Spd	Elapsed
1	9:57:39.110	9:56:05.804	46.979	46.327	137.4	9:57:39.110	1	9:57:37.058	9:56:04.434	46.148	46.476	134.3	9:57:37.058
2	2:12.771	42.503	44.519	45.749	197.0	9:59:51.881	2	2:10.922	42.273	43.555	45.094	174.4	9:59:47.980
3	2:11.164	41.764	44.137	45.263	210.5	10:02:03.045	3	2:10.052	41.790	43.552	44.710	214.2	10:01:58.032
4	2:11.913	41.735	44.888	45.290	212.1	10:04:14.958	4	2:09.614	41.905	43.014	44.695	205.7	10:04:07.646
5	2:12.652	42.170	44.550	45.932	210.1	10:06:27.610	5	2:09.537	41.638	43.169	44.730	208.8	10:06:17.183
6	2:11.606	41.400	44.122	46.084	211.3	10:08:39.216	6	2:08.958	41.240	43.322	44.396	208.0	10:08:26.141
7	2:12.176	43.376	43.904	44.896	215.1	10:10:51.392	7	2:09.116	41.522	43.073	44.521	207.2	10:10:35.257
8	2:11.315	42.099	44.287	44.929	185.8	10:13:02.707	8	2:08.666	41.294	42.980	44.392	206.5	10:12:43.923
9	2:11.574	42.537	44.187	44.850	206.8	10:15:14.281	9	2:09.038	41.420	42.993	44.625	209.7	10:14:52.961
10	2:32.319 P	44.205	44.079	1:04.035	159.7	10:17:46.600	10	2:08.718	41.834	42.881	44.003	198.8	10:17:01.679
							11	2:56.485 P	49.702	49.868	1:16.915	145.1	10:19:58.164





Autodromo Nazionale Monza
Caterham Cup
Qualifying - 1
Lap Analysis



57

Philippe Simon

BS 72

Nicolas Cottancin

AS

PALM

CCF

Lap D	Time	Sector 1	Sector 2	Sector 3	T. Spd	Elapsed	Lap D	Time	Sector 1	Sector 2	Sector 3	T. Spd	Elapsed
1	9:58:24.487	9:56:44.362	49.949	50.176	147.1	9:58:24.487	1	9:58:14.790	9:56:34.928	51.664	48.198	136.0	9:58:14.790
2	2:14.818	43.373	44.872	46.573	166.6	10:00:39.305	2	2:14.404	43.667	45.206	45.531	199.2	10:00:29.194
3	2:13.574	42.321	44.671	46.582	208.0	10:02:52.879	3	2:15.638	43.118	44.367	48.153	181.5	10:02:44.832
4	2:13.877	42.672	44.597	46.608	195.2	10:05:06.756	4	2:16.022	43.454	46.150	46.418	204.1	10:05:00.854
5	2:14.174	42.537	44.912	46.725	209.3	10:07:20.930	5	2:13.575	43.066	44.613	45.896	206.1	10:07:14.429
6	2:12.896	42.502	44.678	45.716	194.9	10:09:33.826	6	2:13.192	42.853	44.288	46.051	208.8	10:09:27.621
7	2:13.458	42.602	44.596	46.260	194.9	10:11:47.284	7	2:13.459	43.812	44.616	45.031	203.0	10:11:41.080
8	2:24.928	52.693	45.331	46.904	203.7	10:14:12.212	8	2:13.761	42.360	45.945	45.456	202.2	10:13:54.841
9	2:13.232	42.240	44.764	46.228	194.9	10:16:25.444	9	2:14.487	43.066	44.705	46.716	204.9	10:16:09.328
10	3:05.871 P	57.209	55.902	1:12.760	127.8	10:19:31.315	10	3:01.371 P	49.519	53.125	1:18.727	147.7	10:19:10.699

60

Francis Chatelain

AS 75

Alexandre Pinto

AS

PALM

ST ELOI

Lap D	Time	Sector 1	Sector 2	Sector 3	T. Spd	Elapsed	Lap D	Time	Sector 1	Sector 2	Sector 3	T. Spd	Elapsed
1	9:58:38.961	9:57:02.472	49.119	47.370	89.7	9:58:38.961	1	9:58:03.660	9:56:26.663	50.003	46.994	145.5	9:58:03.660
2	2:10.696	41.505	44.068	45.123	207.6	10:00:49.657	2	2:12.831	42.709	45.115	45.007	180.0	10:00:16.491
3	2:10.070	41.090	43.659	45.321	211.7	10:02:59.727	3	2:13.036	43.035	44.063	45.938	180.6	10:02:29.527
4	2:10.306	41.450	43.895	44.961	214.7	10:05:10.033	4	2:12.903	41.946	45.529	45.428	202.6	10:04:42.430
5	2:10.020	41.335	43.319	45.366	214.2	10:07:20.053	5	2:10.798	41.304	44.731	44.763	205.7	10:06:53.228
6	2:10.142	41.787	43.600	44.755	215.1	10:09:30.195	6	2:10.493	41.809	44.034	44.650	192.8	10:09:03.721
7	2:10.012	41.718	43.473	44.821	191.1	10:11:40.207	7	2:10.061	41.459	43.659	44.943	214.2	10:11:13.782
8	2:09.072	40.982	43.799	44.291	211.7	10:13:49.279	8	2:09.994	41.559	43.795	44.640	210.5	10:13:23.776
9	2:08.834	41.215	43.278	44.341	211.7	10:15:58.113	9	2:10.198	41.807	43.748	44.643	216.0	10:15:33.974
10	3:05.564 P	49.540	57.083	1:18.941	154.5	10:19:03.677	10	2:53.660 P	47.185	54.333	1:12.142	146.1	10:18:27.634

61

Michel Cloud

BS 87

Yann Gasparini

AS

CCF

ST ELOI

Lap D	Time	Sector 1	Sector 2	Sector 3	T. Spd	Elapsed	Lap D	Time	Sector 1	Sector 2	Sector 3	T. Spd	Elapsed
1	9:58:45.332	9:57:06.113	49.787	49.432	118.0	9:58:45.332	1	9:58:01.968	9:56:25.231	47.362	49.375	118.5	9:58:01.968
2	2:13.827	42.307	45.626	45.894	198.5	10:00:59.159	2	2:13.917	42.630	44.651	46.636	191.8	10:00:15.885
3	2:13.573	42.179	45.037	46.357	203.3	10:03:12.732	3	2:13.450	43.111	44.463	45.876	190.1	10:02:29.335
4	2:13.534	42.109	45.273	46.152	206.5	10:05:26.266	4	2:13.308	42.132	46.265	44.911	204.1	10:04:42.643
5	2:13.264	41.713	46.022	45.529	208.4	10:07:39.530	5	2:12.599	42.133	45.905	44.561	189.8	10:06:55.242
6	2:13.357	42.439	45.087	45.831	198.5	10:09:52.887	6	2:12.143	42.491	44.480	45.172	196.7	10:09:07.385
7	2:13.245	42.530	45.033	45.682	193.8	10:12:06.132	7	2:13.213	42.366	44.805	46.042	204.5	10:11:20.598
8	2:13.074	41.981	45.238	45.855	210.9	10:14:19.206	8	2:14.871	43.212	45.102	46.557	206.1	10:13:35.469
9	2:13.718	42.351	45.004	46.363	211.7	10:16:32.924	9	3:15.603 P	43.588	44.318	1:47.697	187.5	10:16:51.072
10	3:16.818 P	54.748	59.952	1:22.118	158.3	10:19:49.742							

92

Olivier Loï

AS

CCF

ST ELOI

69

Tone Le

AS

Lap D	Time	Sector 1	Sector 2	Sector 3	T. Spd	Elapsed	Lap D	Time	Sector 1	Sector 2	Sector 3	T. Spd	Elapsed
1	9:58:16.177	9:56:35.950	51.464	48.763	120.5	9:58:16.177	1	9:58:04.006	9:56:26.176	50.898	46.932	120.5	9:58:04.006
2	2:12.856	43.388	43.944	45.524	189.1	10:00:29.033	2	2:11.806	42.302	44.688	44.816	186.8	10:00:15.812
3	2:37.709 P	44.535	48.735	1:04.439	169.8	10:03:06.742	3	2:12.038	42.004	44.353	45.681	209.3	10:02:27.850
4	3:00.229	1:30.740	44.418	45.071	166.4	10:06:06.971	4	2:12.877	42.313	46.495	44.069	211.3	10:04:40.727
5	2:12.423	42.628	43.969	45.826	195.6	10:08:19.394	5	2:10.599	41.934	44.170	44.495	203.3	10:06:51.326
6	2:11.673	42.392	43.931	45.350	200.0	10:10:31.067	6	2:09.934	41.398	43.643	44.893	215.5	10:09:01.260
7	2:14.063	42.085	44.111	47.867	204.5	10:12:45.130	7	2:11.444	41.810	43.943	45.691	212.1	10:11:12.704
8	2:09.655	41.590	43.271	44.794	194.5	10:14:54.785	8	2:10.938	42.252	43.842	44.844	208.4	10:13:23.642
9	2:09.433	41.587	43.297	44.549	203.0	10:17:04.218	9	2:09.870	41.754	43.577	44.539	212.5	10:15:33.512
10	2:58.067 P	48.632	49.987	1:19.448	141.3	10:20:02.285	10	2:50.540 P	46.032	55.364	1:09.144	187.1	10:18:24.052





Autodromo Nazionale Monza
Caterham Cup
Qualifying - 1
Lap Analysis



96

Hervé Cordel

AS

CCF

Lap	D	Time	Sector 1	Sector 2	Sector 3	T. Spd	Elapsed
1		9:58:21.014	9:56:40.909	52.190	47.915	147.7	9:58:21.014
2		2:13.542	43.040	45.377	45.125	193.5	10:00:34.556
3		2:11.688	41.667	44.366	45.655	216.4	10:02:46.244
4		2:11.514	42.089	44.640	44.785	203.7	10:04:57.758
5		2:12.359	42.048	44.160	46.151	213.0	10:07:10.117
6		2:11.118	42.132	44.017	44.969	214.2	10:09:21.235
7		2:31.428 P	41.722	43.857	1:05.849	199.2	10:11:52.663

98

Olivier Guerin

AS

CCF

Lap	D	Time	Sector 1	Sector 2	Sector 3	T. Spd	Elapsed
1		9:58:36.168	9:56:33.113	1:00.611	1:02.444	114.7	9:58:36.168
2		2:13.567	43.378	44.832	45.357	200.7	10:00:49.735
3		2:10.113	41.543	44.306	44.264	194.5	10:02:59.848
4		2:09.982	41.324	43.614	45.044	208.4	10:05:09.830
5		2:10.642	42.153	43.350	45.139	213.0	10:07:20.472
6		2:09.472	41.603	43.369	44.500	216.0	10:09:29.944
7		2:09.146	41.367	43.259	44.520	213.4	10:11:39.090
8		2:24.738 P	41.446	45.837	57.455	211.3	10:14:03.828

99

Loic Martinez

B

CCF

Lap	D	Time	Sector 1	Sector 2	Sector 3	T. Spd	Elapsed
1		9:58:44.810	9:57:03.151	50.289	51.370	109.8	9:58:44.810
2		2:12.185	42.356	44.469	45.360	190.1	10:00:56.995
3		2:10.966	42.116	43.878	44.972	208.0	10:03:07.961
4		2:12.233	41.933	44.922	45.378	207.2	10:05:20.194
5		2:10.661	42.159	43.706	44.796	206.8	10:07:30.855
6		2:12.059	42.052	45.159	44.848	205.3	10:09:42.914
7		2:12.062	42.598	43.371	46.093	208.8	10:11:54.976
8		2:17.004	43.263	47.773	45.968	197.4	10:14:11.980
9		2:11.415	42.265	44.021	45.129	209.3	10:16:23.395
10		3:19.934 P	59.770	58.768	1:21.396	143.6	10:19:43.329


233

Gilles Charpentier

AS

CCF

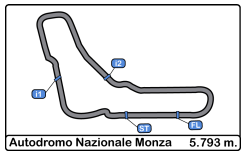
Lap	D	Time	Sector 1	Sector 2	Sector 3	T. Spd	Elapsed
1		9:58:47.811	9:57:07.636	51.237	48.938	133.4	9:58:47.811
2		2:15.666	43.765	45.559	46.342	167.9	10:01:03.477
3		2:17.696	44.409	46.348	46.939	216.0	10:03:21.173
4		2:15.204	43.144	45.430	46.630	209.3	10:05:36.377
5		2:15.789	43.882	45.159	46.748	178.8	10:07:52.166
6		2:14.822	43.203	45.335	46.284	202.6	10:10:06.988
7		2:14.130	43.095	44.862	46.173	210.5	10:12:21.118
8		2:13.976	42.942	45.088	45.946	207.2	10:14:35.094
9		2:51.115 P	46.481	49.505	1:15.129	157.8	10:17:26.209



Autodromo Nazionale Monza
Caterham Cup
Qualifying - 1
Best Sectors Results



Sector - 1				Sector - 2				Sector - 3				Ideal Lap vs Best Lap			
Clas	Nº	Driver	Time	Nº	Driver	Time	Nº	Driver	Time	Clas	Nº	Driver	Ideal Lap	Best Lap	Clas
1	60	Francis Chatelain	40.982	23	Pascal Wehrlen	42.637	6	Antoine Miquel	43.410	1	6	Antoine Miquel	2:07.396	2:08.303	3
2	29	Eric Moussier	41.016	15	Arnaud Mignatelli	42.726	9	Henri Bizet	43.824	2	23	Pascal Wehrlen	2:07.707	2:07.941	1
3	9	Henri Bizet	41.073	6	Antoine Miquel	42.809	29	Eric Moussier	43.882	3	29	Eric Moussier	2:07.759	2:08.457	5
4	23	Pascal Wehrlen	41.135	21	Bruno Aveque	42.812	7	Laura Chatelain	43.921	4	9	Henri Bizet	2:07.811	2:08.294	2
5	6	Antoine Miquel	41.177	29	Eric Moussier	42.861	23	Pascal Wehrlen	43.935	5	21	Bruno Aveque	2:08.082	2:08.829	8
6	48	Alain Girardot	41.240	48	Alain Girardot	42.881	3	Rémi Sauget	43.961	6	48	Alain Girardot	2:08.124	2:08.666	7
7	3	Rémi Sauget	41.259	9	Henri Bizet	42.914	21	Bruno Aveque	44.001	7	3	Rémi Sauget	2:08.211	2:09.088	10
8	7	Laura Chatelain	41.260	3	Rémi Sauget	42.991	48	Alain Girardot	44.003	8	7	Laura Chatelain	2:08.300	2:08.447	4
9	21	Bruno Aveque	41.269	7	Laura Chatelain	43.119	20	Franck Chahinian	44.064	9	15	Arnaud Mignatelli	2:08.461	2:08.607	6
10	75	Alexandre Pinto	41.304	40	Alexis Gronier	43.121	92	Olivier Loï	44.069	10	60	Francis Chatelain	2:08.551	2:08.834	9
11	98	Olivier Guerin	41.324	98	Olivier Guerin	43.259	15	Arnaud Mignatelli	44.108	11	98	Olivier Guerin	2:08.847	2:09.146	11
12	5	Pierre Jean Reypin	41.349	69	Tone Le	43.271	98	Olivier Guerin	44.264	12	20	Franck Chahinian	2:08.957	2:09.461	13
13	92	Olivier Loï	41.398	60	Francis Chatelain	43.278	11	Frederic Allaire	44.282	13	92	Olivier Loï	2:09.044	2:09.870	17
14	37	Patrick Dehant	41.400	99	Loic Martinez	43.371	60	Francis Chatelain	44.291	14	40	Alexis Gronier	2:09.258	2:09.720	15
15	12	Arnaud Griffon	41.424	20	Franck Chahinian	43.453	4	Bruno Georgeon	44.364	15	69	Tone Le	2:09.407	2:09.433	12
16	20	Franck Chahinian	41.440	4	Bruno Georgeon	43.536	40	Alexis Gronier	44.490	16	4	Bruno Georgeon	2:09.497	2:09.885	18
17	69	Tone Le	41.587	17	Sylvio Bossi	43.539	69	Tone Le	44.549	17	75	Alexandre Pinto	2:09.603	2:09.994	19
18	4	Bruno Georgeon	41.597	12	Arnaud Griffon	43.565	87	Yann Gasparini	44.561	18	12	Arnaud Griffon	2:09.628	2:09.706	14
19	15	Arnaud Mignatelli	41.627	92	Olivier Loï	43.577	12	Arnaud Griffon	44.639	19	5	Pierre Jean Reypin	2:09.683	2:09.833	16
20	40	Alexis Gronier	41.647	5	Pierre Jean Reypin	43.620	75	Alexandre Pinto	44.640	20	11	Frederic Allaire	2:09.722	2:10.590	22
21	38	Claude Boueix	41.655	11	Frederic Allaire	43.621	5	Pierre Jean Reypin	44.714	21	99	Loic Martinez	2:10.100	2:10.661	23
22	96	Hervé Cordel	41.667	75	Alexandre Pinto	43.659	16	Cyrille Baliki	44.721	22	37	Patrick Dehant	2:10.154	2:11.164	26
23	26	Bruno Foure	41.668	96	Hervé Cordel	43.857	41	Pascal Meignan	44.743	23	96	Hervé Cordel	2:10.309	2:11.118	25
24	17	Sylvio Bossi	41.674	37	Patrick Dehant	43.904	96	Hervé Cordel	44.785	24	16	Cyrille Baliki	2:10.366	2:10.585	21
25	61	Michel Cloud	41.713	16	Cyrille Baliki	43.907	99	Loic Martinez	44.796	25	17	Sylvio Bossi	2:10.502	2:10.560	20
26	24	Henri Charpentier	41.725	41	Pascal Meignan	44.005	37	Patrick Dehant	44.850	26	41	Pascal Meignan	2:10.629	2:10.920	24
27	16	Cyrille Baliki	41.738	32	Jean Pierre Mignatelli	44.135	72	Nicolas Cottancin	45.031	27	87	Yann Gasparini	2:11.011	2:12.143	29
28	11	Frederic Allaire	41.819	26	Bruno Foure	44.189	26	Bruno Foure	45.227	28	26	Bruno Foure	2:11.084	2:11.577	27
29	41	Pascal Meignan	41.881	72	Nicolas Cottancin	44.288	17	Sylvio Bossi	45.289	29	32	Jean Pierre Mignatelli	2:11.604	2:12.055	28
30	99	Loic Martinez	41.933	87	Yann Gasparini	44.318	32	Jean Pierre Mignatelli	45.372	30	72	Nicolas Cottancin	2:11.679	2:13.192	33
31	32	Jean Pierre Mignatelli	42.097	24	Henri Charpentier	44.482	24	Henri Charpentier	45.485	31	24	Henri Charpentier	2:11.692	2:12.174	30
32	87	Yann Gasparini	42.132	57	Philippe Simon	44.596	61	Michel Cloud	45.529	32	61	Michel Cloud	2:12.246	2:13.074	32
33	57	Philippe Simon	42.240	233	Gilles Charpentier	44.862	57	Philippe Simon	45.716	33	57	Philippe Simon	2:12.552	2:12.896	31
34	72	Nicolas Cottancin	42.360	61	Michel Cloud	45.004	2	François Jaffredo	45.846	34	38	Claude Boueix	2:13.163	2:13.737	34
35	2	François Jaffredo	42.852	38	Claude Boueix	45.264	233	Gilles Charpentier	45.946	35	233	Gilles Charpentier	2:13.750	2:13.976	35
36	23	Gilles Charpentier	42.942	2	François Jaffredo	45.479	38	Claude Boueix	46.244	36	2	François Jaffredo	2:14.177	2:14.690	36



Autodromo Nazionale Monza

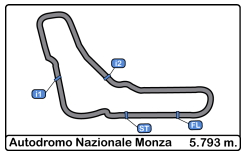
Caterham Cup

Qualifying - 1

Best 5 Lap Times



Cls	N°	Driver	Team	Class	Best 1		Best 2		Best 3		Best 4		Best 5	
					Time	Lap	Time	Lap	Time	Lap	Time	Lap	Time	Lap
1	23	Pascal Wehrlen	PALM	AS	2:07.941	8	2:08.656	7	2:08.774	6	2:09.884	9	2:09.968	2
2	9	Henri Bizet	PALM	AS	2:08.294	6	2:08.465	9	2:09.290	8	2:09.639	5	2:09.656	4
3	6	Antoine Miquel	CCF	AS	2:08.303	9	2:08.553	7	2:08.895	5	2:09.037	8	2:09.287	6
4	7	Laura Chatelain	CCF	AS	2:08.447	9	2:09.191	8	2:09.266	7	2:09.459	3	2:09.654	6
5	29	Eric Moussier	IND	AS	2:08.457	7	2:08.498	10	2:08.923	8	2:09.114	3	2:09.245	5
6	15	Arnaud Mignatelli	CCF	AS	2:08.607	7	2:09.074	9	2:09.182	8	2:09.218	6	2:10.365	3
7	48	Alain Girardot	CCF	BS	2:08.666	8	2:08.718	10	2:08.958	6	2:09.038	9	2:09.116	7
8	21	Bruno Aveque	CCF	AS	2:08.829	8	2:08.873	9	2:09.291	4	2:09.759	6	2:10.464	3
9	60	Francis Chatelain	PALM	AS	2:08.834	9	2:09.072	8	2:10.012	7	2:10.020	5	2:10.070	3
10	3	Rémi Sauget	PALM	AS	2:09.088	7	2:09.090	6	2:09.278	3	2:09.431	9	2:09.593	2
11	98	Olivier Guerin	CCF	AS	2:09.146	7	2:09.472	6	2:09.982	4	2:10.113	3	2:10.642	5
12	69	Tone Le	CCF	AS	2:09.433	9	2:09.655	8	2:11.673	6	2:12.423	5	2:12.856	2
13	20	Franck Chahinian	PALM	AS	2:09.461	3	2:09.610	4	2:10.318	5	2:10.909	2	2:32.891	8
14	12	Arnaud Griffon	PALM	AS	2:09.706	7	2:09.983	6	2:10.091	8	2:10.403	3	2:12.511	9
15	40	Alexis Gronier	DOG RACING	AS	2:09.720	10	2:09.807	5	2:10.011	8	2:10.187	9	2:10.466	3
16	5	Pierre Jean Reypin	ROSSELSP	AS	2:09.833	8	2:10.860	6	2:11.101	7	2:11.386	5	2:11.701	4
17	92	Olivier Loï	ST ELOI	AS	2:09.870	9	2:09.934	6	2:10.599	5	2:10.938	8	2:11.444	7
18	4	Bruno Georgeon	ROSSELSP	AS	2:09.885	9	2:10.930	8	2:11.433	6	2:12.511	5	2:12.937	4
19	75	Alexandre Pinto	ST ELOI	AS	2:09.994	8	2:10.061	7	2:10.198	9	2:10.493	6	2:10.798	5
20	17	Sylvio Bossi	CCF	BS	2:10.560	9	2:10.860	5	2:11.587	4	2:11.616	8	2:12.021	6
21	16	Cyrille Baliki	PALM	AS	2:10.585	5	2:11.070	8	2:11.217	4	2:11.453	6	2:12.062	9
22	11	Frederic Allaire	ST ELOI	AS	2:10.590	6	2:11.088	7	2:11.093	8	2:11.409	5	2:11.941	9
23	99	Loic Martinez	CCF	B	2:10.661	5	2:10.966	3	2:11.415	9	2:12.059	6	2:12.062	7
24	41	Pascal Meignan	ST ELOI	AS	2:10.920	8	2:11.284	6	2:11.476	7	2:12.091	4	2:12.144	9
25	96	Hervé Cordel	CCF	AS	2:11.118	6	2:11.514	4	2:11.688	3	2:12.359	5	2:13.542	2
26	37	Patrick Dehant	DOG RACING	BS	2:11.164	3	2:11.315	8	2:11.574	9	2:11.913	4	2:12.652	5
27	26	Bruno Foure	CCF	BS	2:11.577	8	2:11.846	9	2:12.103	7	2:12.144	3	2:13.459	4
28	32	Jean Pierre Mignatelli	CCF	BS	2:12.055	8	2:12.389	9	2:12.617	3	2:12.772	6	2:12.966	5
29	87	Yann Gasparini	ST ELOI	AS	2:12.143	6	2:12.599	5	2:13.213	7	2:13.308	4	2:13.450	3
30	24	Henri Charpentier	CCF	AS	2:12.174	3	2:12.746	5	2:13.099	8	2:13.181	7	2:13.181	9
31	57	Philippe Simon	PALM	BS	2:12.896	6	2:13.232	9	2:13.458	7	2:13.574	3	2:13.877	4
32	61	Michel Cloud	CCF	BS	2:13.074	8	2:13.245	7	2:13.264	5	2:13.357	6	2:13.534	4
33	72	Nicolas Cottancin	CCF	AS	2:13.192	6	2:13.459	7	2:13.575	5	2:13.761	8	2:14.404	2
34	38	Claude Boueix	DOG RACING	BS	2:13.737	9	2:14.748	2	2:14.869	8	2:15.563	6	2:16.487	3
35	23	Gilles Charpentier	CCF	AS	2:13.976	8	2:14.130	7	2:14.822	6	2:15.204	4	2:15.666	2
36	2	François Jaffredo	ROSSELSP	AS	2:14.690	9	2:16.236	5	2:16.700	8	2:17.104	7	2:17.649	4



Autodromo Nazionale Monza

Caterham Cup

Qualifying - 1

Best 5 Top Speeds



Cls	N°	Driver	Team	Class	Top 1		Top 2		Top 3		Top 4		Top 5		Avg
					Km/h	Lap	Km/h	Lap	Km/h	Lap	Km/h	Lap	Km/h	Lap	
1	23	Pascal Wehrlen	PALM	AS	216.4	4	216.0	7	215.1	3	214.7	5	210.5	6	214.5
2	96	Hervé Cordel	CCF	AS	216.4	3	214.2	6	213.0	5	203.7	4	199.2	7	209.3
3	3	Rémi Sauget	PALM	AS	216.0	6	213.0	7	210.1	9	209.7	8	203.7	2	210.5
4	9	Henri Bizet	PALM	AS	216.0	6	215.1	2	213.8	5	211.7	8	210.5	7	213.4
5	12	Arnaud Griffon	PALM	AS	216.0	9	210.5	7	210.1	4	210.1	6	209.7	8	211.2
6	75	Alexandre Pinto	ST ELOI	AS	216.0	9	214.2	7	210.5	8	205.7	5	202.6	4	209.8
7	98	Olivier Guerin	CCF	AS	216.0	6	213.4	7	213.0	5	211.3	8	208.4	4	212.4
8	23	Gilles Charpentier	CCF	AS	216.0	3	210.5	7	209.3	4	207.2	8	202.6	6	209.1
9	15	Arnaud Mignatelli	CCF	AS	215.5	9	214.7	8	214.2	7	209.7	6	194.9	3	209.8
10	92	Olivier Loï	ST ELOI	AS	215.5	6	212.5	9	212.1	7	211.3	4	209.3	3	212.2
11	11	Frederic Allaire	ST ELOI	AS	215.1	8	213.4	9	207.6	6	199.2	7	194.9	4	206.0
12	16	Cyrille Baliki	PALM	AS	215.1	4	213.8	2	213.4	9	211.3	5	211.3	10	213.0
13	37	Patrick Dehant	DOG RACING	BS	215.1	7	212.1	4	211.3	6	210.5	3	210.1	5	211.8
14	60	Francis Chatelain	PALM	AS	215.1	6	214.7	4	214.2	5	211.7	3	211.7	8	213.5
15	6	Antoine Miquel	CCF	AS	214.7	2	213.4	7	210.5	9	208.4	4	197.0	3	208.8
16	38	Claude Boueix	DOG RACING	BS	214.7	9	213.4	2	213.0	3	210.5	4	210.1	5	212.3
17	32	Jean Pierre Mignatelli	CCF	BS	214.2	2	212.5	3	211.3	5	210.9	7	210.5	9	211.9
18	48	Alain Girardot	CCF	BS	214.2	3	209.7	9	208.8	5	208.0	6	207.2	7	209.6
19	21	Bruno Aveque	CCF	AS	213.8	4	213.4	7	209.3	6	208.4	3	208.4	9	210.7
20	40	Alexis Gronier	DOG RACING	AS	213.8	8	210.5	7	209.7	5	208.4	6	206.8	10	209.8
21	41	Pascal Meignan	ST ELOI	AS	213.8	8	212.1	4	210.9	9	202.6	5	202.2	7	208.3
22	2	François Jaffredo	ROSSELSP	AS	213.4	7	210.5	5	205.7	8	194.5	2	191.8	3	203.2
23	61	Michel Cloud	CCF	BS	211.7	9	210.9	8	208.4	5	206.5	4	203.3	3	208.2
24	7	Laura Chatelain	CCF	AS	211.3	9	210.5	4	209.7	5	203.0	6	201.8	3	207.2
25	24	Henri Charpentier	CCF	AS	211.3	4	211.3	9	208.4	8	200.0	6	198.8	3	206.0
26	29	Eric Moussier	IND	AS	211.3	2	210.9	3	209.7	10	207.6	5	204.1	8	208.7
27	4	Bruno Georgeon	ROSSELSP	AS	210.9	9	210.1	7	209.7	5	205.7	3	205.7	6	208.4
28	5	Pierre Jean Rey-pin	ROSSELSP	AS	210.5	4	204.1	8	202.6	5	198.8	7	196.0	2	202.4
29	20	Franck Chahinian	PALM	AS	210.5	7	208.4	4	208.0	3	202.2	5	199.2	6	205.7
30	26	Bruno Foure	CCF	BS	209.3	5	203.3	6	201.8	4	194.9	8	193.5	7	200.6
31	57	Philippe Simon	PALM	BS	209.3	5	208.0	3	203.7	8	195.2	4	194.9	6	202.2
32	99	Loic Martinez	CCF	B	209.3	9	208.8	7	208.0	3	207.2	4	206.8	5	208.0
33	72	Nicolas Cottancin	CCF	AS	208.8	6	206.1	5	204.9	9	204.1	4	203.0	7	205.4
34	17	Sylvio Bossi	CCF	BS	208.0	9	204.1	4	203.3	5	203.3	6	197.0	7	203.2
35	87	Yann Gasparini	ST ELOI	AS	206.1	8	204.5	7	204.1	4	196.7	6	191.8	2	200.6
36	69	Tone Le	CCF	AS	204.5	7	203.0	9	200.0	6	195.6	5	194.5	8	199.5



Autodromo Nazionale Monza
Caterham Cup
Qualifying - 1
Fastest Laps Sequence



Lap	Time of Day	Session Time	N°	Driver	Team	Class	Time	Km/h
2	9:59:47.980	4:47.980	48	Alain Girardot	CCF	BS	2:10.922	159.2
2	10:00:48.442	5:48.442	23	Pascal Wehrlen	PALM	AS	2:09.968	160.4
2	10:00:49.892	5:49.892	3	Rémi Sauget	PALM	AS	2:09.593	160.9
3	10:01:58.498	6:58.498	29	Eric Moussier	IND	AS	2:09.114	161.5
5	10:08:26.120	13:26.120	6	Antoine Miquel	CCF	AS	2:08.895	161.7
6	10:09:26.702	14:26.702	9	Henri Bizet	PALM	AS	2:08.294	162.5
8	10:13:45.376	18:45.376	23	Pascal Wehrlen	PALM	AS	2:07.941	163.0



Autodromo Nazionale Monza
Caterham Cup
Qualifying - 1
Event Best Maximum Speed



N°	Driver	Team	Class	Km/h	Session
9	Henri Bizet	PALM	AS	216.4	Free practice
23	Pascal Wehrlen	PALM	AS	216.4	Free practice
96	Hervé Cordel	CCF	AS	216.4	Qualifying - 1
60	Francis Chatelain	PALM	AS	216.0	Free practice
15	Arnaud Mignatelli	CCF	AS	216.0	Free practice
6	Antoine Miquel	CCF	AS	216.0	Free practice
233	Gilles Charpentier	CCF	AS	216.0	Qualifying - 1
98	Olivier Guerin	CCF	AS	216.0	Qualifying - 1
3	Rémi Sauget	PALM	AS	216.0	Qualifying - 1
75	Alexandre Pinto	ST ELOI	AS	216.0	Qualifying - 1
12	Arnaud Griffon	PALM	AS	216.0	Qualifying - 1
92	Olivier Loï	ST ELOI	AS	215.5	Qualifying - 1
16	Cyrille Baliki	PALM	AS	215.1	Qualifying - 1
37	Patrick Dehant	DOG RACING	BS	215.1	Qualifying - 1
11	Frederic Allaire	ST ELOI	AS	215.1	Qualifying - 1
38	Claude Boueix	DOG RACING	BS	214.7	Qualifying - 1
32	Jean Pierre Mignatelli	CCF	BS	214.2	Qualifying - 1
48	Alain Girardot	CCF	BS	214.2	Qualifying - 1
69	Tone Le	CCF	AS	213.8	Free practice
21	Bruno Aveque	CCF	AS	213.8	Qualifying - 1
40	Alexis Gronier	DOG RACING	AS	213.8	Qualifying - 1
41	Pascal Meignan	ST ELOI	AS	213.8	Qualifying - 1
29	Eric Moussier	IND	AS	213.4	Free practice
2	François Jaffredo	ROSSELS	AS	213.4	Qualifying - 1
24	Henri Charpentier	CCF	AS	213.0	Free practice
4	Bruno Georgeon	ROSSELS	AS	212.5	Free practice
61	Michel Cloud	CCF	BS	211.7	Qualifying - 1
7	Laura Chatelain	CCF	AS	211.3	Qualifying - 1
99	Loic Martinez	CCF	B	210.9	Free practice
14	Jean Paul Gobba	CCF	BS	210.5	Free practice
5	Pierre Jean Reypin	ROSSELS	AS	210.5	Qualifying - 1
20	Franck Chahinian	PALM	AS	210.5	Qualifying - 1
57	Philippe Simon	PALM	BS	209.3	Qualifying - 1
26	Bruno Foure	CCF	BS	209.3	Qualifying - 1
72	Nicolas Cottancin	CCF	AS	208.8	Qualifying - 1
17	Sylvio Bossi	CCF	BS	208.0	Qualifying - 1
87	Yann Gasparini	ST ELOI	AS	206.1	Qualifying - 1



Autodromo Nazionale Monza
Caterham Cup
Qualifying - 1
Pit Stop Analysis



15

Arnaud Mignatelli

AS

CCF

Nr.	In Day Time	In Time	Out Time	Pit Time	T. Pit Time	Handicap	Penalty
1	10:05:01.307	10:05:01.307	10:05:54.687	53.380	53.380		


69

Tone Le

AS

CCF

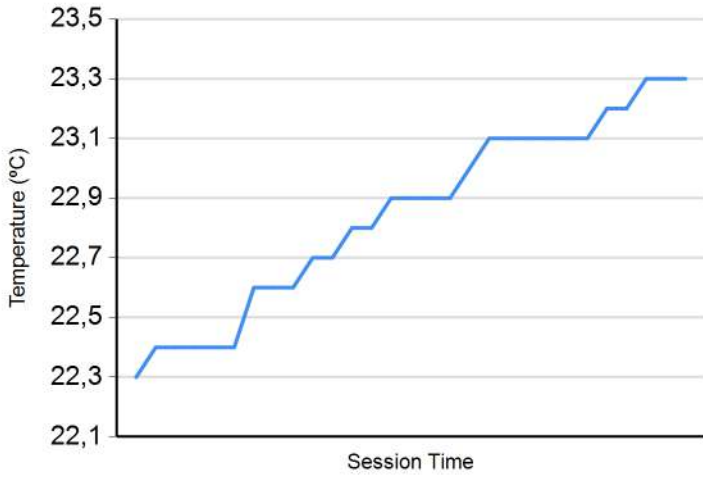
Nr.	In Day Time	In Time	Out Time	Pit Time	T. Pit Time	Handicap	Penalty
1	10:02:59.443	10:02:59.443	10:03:55.643	56.200	56.200		



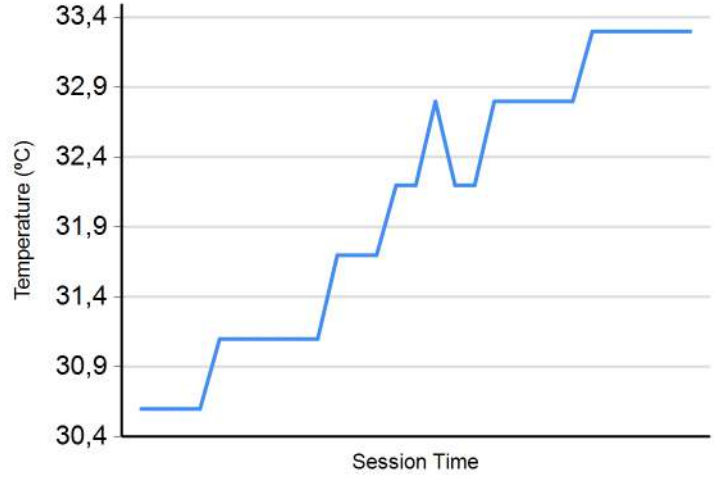
Autodromo Nazionale Monza
Caterham Cup
Qualifying - 1
Weather Report



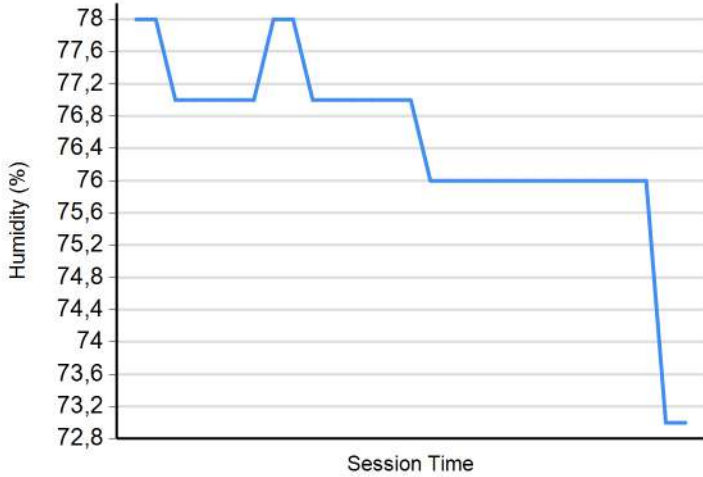
Air Temperature



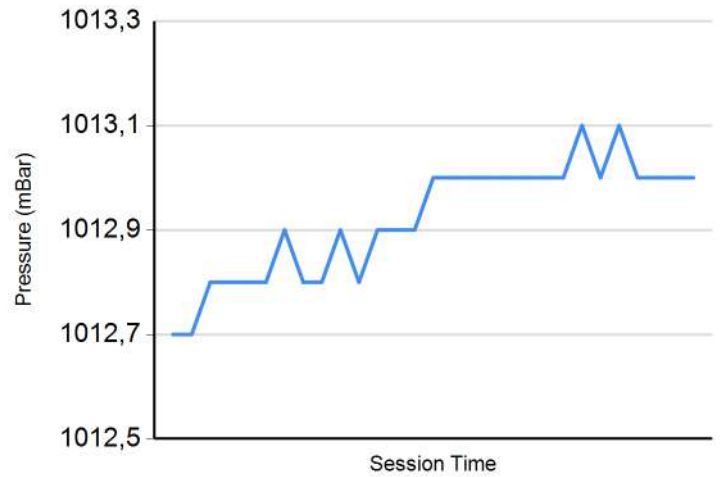
Track Temperature



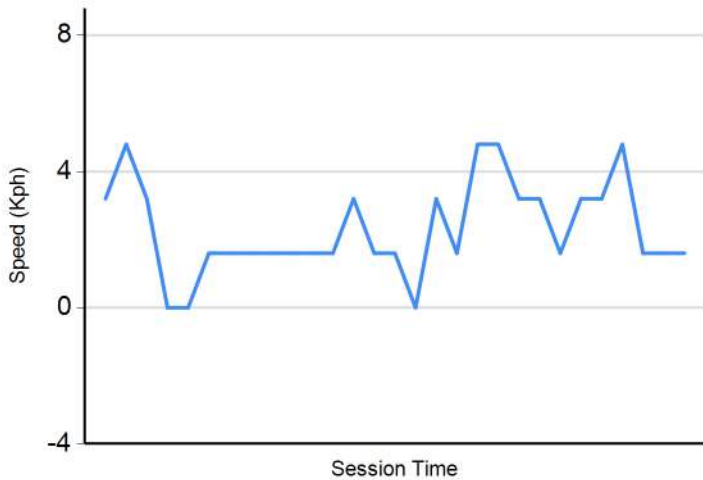
Humidity



Pressure



Wind Speed



Wind direction

North = 0°/360° Est = 90° South = 180° West = 270°

