

Autodromo Nazionale Monza
Caterham Cup
Qualifying - 2
Provisional Results



| Cls | N° | Driver | Team | Class | Cls | Laps | Best | Time | Gap | Interval | Km/h |
|-----|----|------------------------|------------|-------|-----|------|------|----------|-------|----------|-------|
| 1 | 9 | Henri Bizet | PALM | AS | 1 | 11 | 8 | 2:07.006 | | | 164.2 |
| 2 | 23 | Pascal Wehrlen | PALM | AS | 2 | 11 | 7 | 2:07.442 | 0.436 | 0.436 | 163.6 |
| 3 | 6 | Antoine Miquel | CCF | AS | 3 | 11 | 10 | 2:07.464 | 0.458 | 0.022 | 163.6 |
| 4 | 48 | Alain Girardot | CCF | BS | 1 | 11 | 8 | 2:07.651 | 0.645 | 0.187 | 163.3 |
| 5 | 15 | Arnaud Mignatelli | CCF | AS | 4 | 10 | 9 | 2:08.059 | 1.053 | 0.408 | 162.8 |
| 6 | 99 | Loic Martinez | CCF | BS | 2 | 10 | 8 | 2:08.310 | 1.304 | 0.251 | 162.5 |
| 7 | 29 | Eric Moussier | IND | AS | 5 | 11 | 9 | 2:08.487 | 1.481 | 0.177 | 162.3 |
| 8 | 21 | Bruno Aveque | CCF | AS | 6 | 10 | 9 | 2:08.523 | 1.517 | 0.036 | 162.2 |
| 9 | 7 | Laura Chatelain | CCF | AS | 7 | 10 | 5 | 2:09.050 | 2.044 | 0.527 | 161.6 |
| 10 | 3 | Rémi Sauget | PALM | AS | 8 | 10 | 5 | 2:09.137 | 2.131 | 0.087 | 161.4 |
| 11 | 60 | Francis Chatelain | PALM | AS | 9 | 10 | 5 | 2:09.277 | 2.271 | 0.140 | 161.3 |
| 12 | 4 | Bruno Georgeon | ROSSELSP | AS | 10 | 10 | 4 | 2:09.284 | 2.278 | 0.007 | 161.3 |
| 13 | 75 | Alexandre Pinto | ST ELOI | AS | 11 | 7 | 5 | 2:09.430 | 2.424 | 0.146 | 161.1 |
| 14 | 92 | Olivier Loï | ST ELOI | AS | 12 | 10 | 8 | 2:09.593 | 2.587 | 0.163 | 160.9 |
| 15 | 98 | Olivier Guerin | CCF | AS | 13 | 10 | 5 | 2:09.600 | 2.594 | 0.007 | 160.9 |
| 16 | 11 | Frederic Allaire | ST ELOI | AS | 14 | 10 | 6 | 2:09.615 | 2.609 | 0.015 | 160.8 |
| 17 | 40 | Alexis Gronier | DOG RACING | AS | 15 | 11 | 6 | 2:09.617 | 2.611 | 0.002 | 160.8 |
| 18 | 41 | Pascal Meignan | ST ELOI | AS | 16 | 10 | 8 | 2:09.683 | 2.677 | 0.066 | 160.8 |
| 19 | 37 | Patrick Dehant | DOG RACING | BS | 3 | 8 | 5 | 2:09.736 | 2.730 | 0.053 | 160.7 |
| 20 | 69 | Tone Le | CCF | AS | 17 | 10 | 6 | 2:09.889 | 2.883 | 0.153 | 160.5 |
| 21 | 5 | Pierre Jean Reypin | ROSSELSP | AS | 18 | 10 | 5 | 2:10.082 | 3.076 | 0.193 | 160.3 |
| 22 | 17 | Sylvio Bossi | CCF | BS | 4 | 10 | 6 | 2:10.195 | 3.189 | 0.113 | 160.1 |
| 23 | 12 | Arnaud Griffon | PALM | AS | 19 | 10 | 9 | 2:10.272 | 3.266 | 0.077 | 160.0 |
| 24 | 24 | Henri Charpentier | CCF | AS | 20 | 10 | 3 | 2:10.521 | 3.515 | 0.249 | 159.7 |
| 25 | 20 | Franck Chahinian | PALM | AS | 21 | 10 | 6 | 2:10.595 | 3.589 | 0.074 | 159.6 |
| 26 | 26 | Bruno Foure | CCF | BS | 5 | 10 | 5 | 2:10.755 | 3.749 | 0.160 | 159.4 |
| 27 | 16 | Cyrille Baliki | PALM | AS | 22 | 10 | 7 | 2:11.134 | 4.128 | 0.379 | 159.0 |
| 28 | 32 | Jean Pierre Mignatelli | CCF | BS | 6 | 10 | 5 | 2:11.173 | 4.167 | 0.039 | 158.9 |
| 29 | 87 | Yann Gasparini | ST ELOI | AS | 23 | 10 | 6 | 2:11.187 | 4.181 | 0.014 | 158.9 |
| 30 | 61 | Michel Cloud | CCF | BS | 7 | 10 | 8 | 2:11.326 | 4.320 | 0.139 | 158.8 |
| 31 | 57 | Philippe Simon | PALM | BS | 8 | 10 | 4 | 2:11.404 | 4.398 | 0.078 | 158.7 |
| 32 | 72 | Nicolas Cottancin | CCF | AS | 24 | 10 | 5 | 2:11.472 | 4.466 | 0.068 | 158.6 |
| 33 | 96 | Hervé Cordel | CCF | AS | 25 | 9 | 3 | 2:11.488 | 4.482 | 0.016 | 158.6 |
| 34 | 38 | Claude Boueix | DOG RACING | BS | 9 | 10 | 6 | 2:13.009 | 6.003 | 1.521 | 156.7 |
| 35 | 2 | François Jaffredo | ROSSELSP | AS | 26 | 9 | 3 | 2:15.909 | 8.903 | 2.900 | 153.4 |

CAR #4 TIME 2.34.763 DISALLOWED TRACK LIMITS AT T 11


CAR #26 TIME 2.11.655 DISALLOWED TRACK LIMITS AT T 4

Published at:.....

Track Temp: **30.0 °C** Air Temp: **22.2 °C** Humidity: **74 %** Track Status: **DRY**

| | | |
|------------------|-----------------------|------------------------|
| Stewards: | Race Director: | Timekeeper: |
|------------------|-----------------------|------------------------|





Autodromo Nazionale Monza
Caterham Cup
Qualifying - 2
Provisional Results by Class




| Cls | Nº | Driver | Team | Class | Cls | Laps | Best | Time | Gap | Interval | Km/h |
|-----------|----|------------------------|------------|-------|-----|------|------|----------|-------|----------|-------|
| AS | | | | | | | | | | | |
| 1 | 9 | Henri Bizet | PALM | AS | 1 | 11 | 8 | 2:07.006 | | | 164.2 |
| 2 | 23 | Pascal Wehrlen | PALM | AS | 2 | 11 | 7 | 2:07.442 | 0.436 | 0.436 | 163.6 |
| 3 | 6 | Antoine Miquel | CCF | AS | 3 | 11 | 10 | 2:07.464 | 0.458 | 0.022 | 163.6 |
| 4 | 15 | Arnaud Mignatelli | CCF | AS | 4 | 10 | 9 | 2:08.059 | 1.053 | 0.595 | 162.8 |
| 5 | 29 | Eric Moussier | IND | AS | 5 | 11 | 9 | 2:08.487 | 1.481 | 0.428 | 162.3 |
| 6 | 21 | Bruno Aveque | CCF | AS | 6 | 10 | 9 | 2:08.523 | 1.517 | 0.036 | 162.2 |
| 7 | 7 | Laura Chatelain | CCF | AS | 7 | 10 | 5 | 2:09.050 | 2.044 | 0.527 | 161.6 |
| 8 | 3 | Rémi Sauget | PALM | AS | 8 | 10 | 5 | 2:09.137 | 2.131 | 0.087 | 161.4 |
| 9 | 60 | Francis Chatelain | PALM | AS | 9 | 10 | 5 | 2:09.277 | 2.271 | 0.140 | 161.3 |
| 10 | 4 | Bruno Georgeon | ROSSELSP | AS | 10 | 10 | 4 | 2:09.284 | 2.278 | 0.007 | 161.3 |
| 11 | 75 | Alexandre Pinto | ST ELOI | AS | 11 | 7 | 5 | 2:09.430 | 2.424 | 0.146 | 161.1 |
| 12 | 92 | Olivier Loï | ST ELOI | AS | 12 | 10 | 8 | 2:09.593 | 2.587 | 0.163 | 160.9 |
| 13 | 98 | Olivier Guerin | CCF | AS | 13 | 10 | 5 | 2:09.600 | 2.594 | 0.007 | 160.9 |
| 14 | 11 | Frederic Allaire | ST ELOI | AS | 14 | 10 | 6 | 2:09.615 | 2.609 | 0.015 | 160.8 |
| 15 | 40 | Alexis Gronier | DOG RACING | AS | 15 | 11 | 6 | 2:09.617 | 2.611 | 0.002 | 160.8 |
| 16 | 41 | Pascal Meignan | ST ELOI | AS | 16 | 10 | 8 | 2:09.683 | 2.677 | 0.066 | 160.8 |
| 17 | 69 | Tone Le | CCF | AS | 17 | 10 | 6 | 2:09.889 | 2.883 | 0.206 | 160.5 |
| 18 | 5 | Pierre Jean Reypin | ROSSELSP | AS | 18 | 10 | 5 | 2:10.082 | 3.076 | 0.193 | 160.3 |
| 19 | 12 | Arnaud Griffon | PALM | AS | 19 | 10 | 9 | 2:10.272 | 3.266 | 0.190 | 160.0 |
| 20 | 24 | Henri Charpentier | CCF | AS | 20 | 10 | 3 | 2:10.521 | 3.515 | 0.249 | 159.7 |
| 21 | 20 | Franck Chahinian | PALM | AS | 21 | 10 | 6 | 2:10.595 | 3.589 | 0.074 | 159.6 |
| 22 | 16 | Cyrille Baliki | PALM | AS | 22 | 10 | 7 | 2:11.134 | 4.128 | 0.539 | 159.0 |
| 23 | 87 | Yann Gasparini | ST ELOI | AS | 23 | 10 | 6 | 2:11.187 | 4.181 | 0.053 | 158.9 |
| 24 | 72 | Nicolas Cottancin | CCF | AS | 24 | 10 | 5 | 2:11.472 | 4.466 | 0.285 | 158.6 |
| 25 | 96 | Hervé Cordel | CCF | AS | 25 | 9 | 3 | 2:11.488 | 4.482 | 0.016 | 158.6 |
| 26 | 2 | François Jaffredo | ROSSELSP | AS | 26 | 9 | 3 | 2:15.909 | 8.903 | 4.421 | 153.4 |
| BS | | | | | | | | | | | |
| 1 | 48 | Alain Girardot | CCF | BS | 1 | 11 | 8 | 2:07.651 | | | 163.3 |
| 2 | 99 | Loic Martinez | CCF | BS | 2 | 10 | 8 | 2:08.310 | 0.659 | 0.659 | 162.5 |
| 3 | 37 | Patrick Dehant | DOG RACING | BS | 3 | 8 | 5 | 2:09.736 | 2.085 | 1.426 | 160.7 |
| 4 | 17 | Sylvio Bossi | CCF | BS | 4 | 10 | 6 | 2:10.195 | 2.544 | 0.459 | 160.1 |
| 5 | 26 | Bruno Foure | CCF | BS | 5 | 10 | 5 | 2:10.755 | 3.104 | 0.560 | 159.4 |
| 6 | 32 | Jean Pierre Mignatelli | CCF | BS | 6 | 10 | 5 | 2:11.173 | 3.522 | 0.418 | 158.9 |
| 7 | 61 | Michel Cloud | CCF | BS | 7 | 10 | 8 | 2:11.326 | 3.675 | 0.153 | 158.8 |
| 8 | 57 | Philippe Simon | PALM | BS | 8 | 10 | 4 | 2:11.404 | 3.753 | 0.078 | 158.7 |
| 9 | 38 | Claude Boueix | DOG RACING | BS | 9 | 10 | 6 | 2:13.009 | 5.358 | 1.605 | 156.7 |

Published at:.....

Track Temp: **30.0 °C** Air Temp: **22.2 °C** Humidity: **74 %** Track **DRY**

| | | |
|------------------|-----------------------|------------------------|
| Stewards: | Race Director: | Timekeeper: |
|------------------|-----------------------|------------------------|






Autodromo Nazionale Monza
Caterham Cup
Qualifying - 2
Lap Analysis



| 2 François Jaffredo AS | | | | | | | 6 Antoine Miquel AS | | | | | | | | |
|-------------------------|---|--------------|--------------|----------|----------|--------|---|----------------------|---|--------------|--------------|----------|----------|--------|--------------|
| ROSELSP | | | | | | | CCF | | | | | | | | |
| Lap | D | Time | Sector 1 | Sector 2 | Sector 3 | T. Spd | Elapsed | Lap | D | Time | Sector 1 | Sector 2 | Sector 3 | T. Spd | Elapsed |
| 1 | | 10:27:43.497 | 10:26:02.675 | 50.616 | 50.206 | 130.1 | 10:27:43.497 | 1 | | 10:27:31.771 | 10:26:01.793 | 45.131 | 44.847 | 163.1 | 10:27:31.771 |
| 2 | | 2:17.711 | 43.163 | 46.610 | 47.938 | 210.9 | 10:30:01.208 | 2 | | 2:09.520 | 41.489 | 44.029 | 44.002 | 200.3 | 10:29:41.291 |
| 3 | | 2:15.909 | 43.257 | 45.560 | 47.092 | 192.8 | 10:32:17.117 | 3 | | 2:10.123 | 41.178 | 44.120 | 44.825 | 210.9 | 10:31:51.414 |
| 4 | | 2:16.323 | 42.369 | 46.331 | 47.623 | 195.2 | 10:34:33.440 | 4 | | 2:08.603 | 41.023 | 43.185 | 44.395 | 193.5 | 10:34:00.017 |
| 5 | | 2:16.081 | 43.125 | 45.802 | 47.154 | 178.5 | 10:36:49.521 | 5 | | 2:08.927 | 41.982 | 42.744 | 44.201 | 171.4 | 10:36:08.944 |
| 6 | | 2:16.643 | 42.534 | 46.452 | 47.657 | 187.1 | 10:39:06.164 | 6 | | 2:08.805 | 41.134 | 43.233 | 44.438 | 214.7 | 10:38:17.749 |
| 7 | | 2:37.431 P | 44.518 | 48.976 | 1:03.937 | 193.2 | 10:41:43.595 | 7 | | 2:10.180 | 42.180 | 43.436 | 44.564 | 182.7 | 10:40:27.929 |
| 8 | | 4:40.613 | 3:05.250 | 47.589 | 47.774 | 170.0 | 10:46:24.208 | 8 | | 2:08.230 | 40.784 | 43.161 | 44.285 | 212.1 | 10:42:36.159 |
| 9 | | 3:04.874 P | 55.232 | 55.864 | 1:13.778 | 124.1 | 10:49:29.082 | 9 | | 2:10.633 | 42.680 | 43.167 | 44.786 | 191.1 | 10:44:46.792 |
| 3 Rémi Sauget AS | | | | | | | 10 2:07.464 40.683 42.711 44.070 215.5 10:46:54.256 | | | | | | | | |
| PALM | | | | | | | 11 3:00.388 P 50.604 50.453 1:19.331 135.6 10:49:54.644 | | | | | | | | |
| Lap | D | Time | Sector 1 | Sector 2 | Sector 3 | T. Spd | Elapsed | 7 Laura Chatelain AS | | | | | | | |
| 1 | | 10:28:01.682 | 10:26:18.888 | 53.173 | 49.621 | 92.8 | 10:28:01.682 | CCF | | | | | | | |
| 2 | | 2:11.900 | 42.415 | 44.209 | 45.276 | 185.5 | 10:30:13.582 | Lap | D | Time | Sector 1 | Sector 2 | Sector 3 | T. Spd | Elapsed |
| 3 | | 2:10.026 | 41.184 | 44.052 | 44.790 | 202.6 | 10:32:23.608 | 1 | | 10:28:02.349 | 10:26:19.415 | 53.476 | 49.458 | 87.3 | 10:28:02.349 |
| 4 | | 2:09.294 | 41.301 | 43.672 | 44.321 | 198.8 | 10:34:32.902 | 2 | | 2:10.680 | 42.379 | 43.915 | 44.386 | 182.1 | 10:30:13.029 |
| 5 | | 2:09.137 | 41.234 | 43.456 | 44.447 | 215.5 | 10:36:42.039 | 3 | | 2:09.875 | 41.513 | 43.331 | 45.031 | 199.6 | 10:32:22.904 |
| 6 | | 2:10.236 | 41.435 | 43.308 | 45.493 | 186.5 | 10:38:52.275 | 4 | | 2:09.880 | 41.337 | 43.515 | 45.028 | 201.1 | 10:34:32.784 |
| 7 | | 2:10.515 | 41.445 | 43.840 | 45.230 | 213.8 | 10:41:02.790 | 5 | | 2:09.050 | 41.281 | 43.588 | 44.181 | 203.7 | 10:36:41.834 |
| 8 | | 2:11.842 | 42.037 | 45.281 | 44.524 | 196.0 | 10:43:14.632 | 6 | | 2:10.250 | 41.269 | 43.408 | 45.573 | 209.7 | 10:38:52.084 |
| 9 | | 2:11.347 | 42.979 | 43.653 | 44.715 | 182.1 | 10:45:25.979 | 7 | | 2:10.710 | 41.740 | 43.685 | 45.285 | 197.0 | 10:41:02.794 |
| 10 | | 2:49.977 P | 54.013 | 50.849 | 1:05.115 | 146.3 | 10:48:15.956 | 8 | | 2:12.189 | 42.021 | 45.507 | 44.661 | 198.1 | 10:43:14.983 |
| 4 Bruno Georgeon AS | | | | | | | 9 Henri Bizet AS | | | | | | | | |
| ROSELSP | | | | | | | PALM | | | | | | | | |
| Lap | D | Time | Sector 1 | Sector 2 | Sector 3 | T. Spd | Elapsed | Lap | D | Time | Sector 1 | Sector 2 | Sector 3 | T. Spd | Elapsed |
| 1 | | 10:28:09.205 | 10:26:29.143 | 47.555 | 52.507 | 136.8 | 10:28:09.205 | 1 | | 10:27:52.280 | 10:26:13.966 | 50.749 | 47.565 | 120.5 | 10:27:52.280 |
| 2 | | 2:11.718 | 42.715 | 44.272 | 44.731 | 188.8 | 10:30:20.923 | 2 | | 2:09.879 | 41.712 | 43.604 | 44.563 | 211.3 | 10:30:02.159 |
| 3 | | 2:09.774 | 41.535 | 43.577 | 44.662 | 202.6 | 10:32:30.697 | 3 | | 2:08.880 | 42.133 | 42.976 | 43.771 | 183.6 | 10:32:11.039 |
| 4 | | 2:09.284 | 41.376 | 43.196 | 44.712 | 210.5 | 10:34:39.981 | 4 | | 2:07.353 | 40.936 | 42.815 | 43.602 | 214.2 | 10:34:18.392 |
| 5 | | 2:10.101 | 41.914 | 43.596 | 44.591 | 193.8 | 10:36:50.082 | 5 | | 2:10.176 | 41.999 | 43.403 | 44.774 | 212.1 | 10:36:28.568 |
| 6 | | 2:34.763 | 43.823 | 50.936 | 1:00.004 | 210.9 | 10:39:24.845 | 6 | | 2:07.213 | 40.736 | 42.440 | 44.037 | 213.0 | 10:38:35.781 |
| 7 | | 2:24.054 | 50.118 | 46.593 | 47.343 | 134.1 | 10:41:48.899 | 7 | | 2:09.397 | 41.432 | 43.617 | 44.348 | 215.1 | 10:40:45.178 |
| 8 | | 2:09.584 | 41.735 | 43.508 | 44.341 | 198.8 | 10:43:58.483 | 8 | | 2:07.006 | 40.797 | 42.849 | 43.360 | 215.1 | 10:42:52.184 |
| 9 | | 2:10.166 | 41.752 | 43.713 | 44.701 | 176.1 | 10:46:08.649 | 9 | | 2:08.556 | 41.947 | 42.888 | 43.721 | 168.2 | 10:45:00.740 |
| 10 | | 2:50.245 P | 45.840 | 51.106 | 1:13.299 | 172.8 | 10:48:58.894 | 10 | | 2:08.637 | 40.607 | 42.857 | 45.173 | 209.3 | 10:47:09.377 |
| 5 Pierre Jean Reypin AS | | | | | | | 11 Frederic Allaire AS | | | | | | | | |
| ROSELSP | | | | | | | ST ELOI | | | | | | | | |
| Lap | D | Time | Sector 1 | Sector 2 | Sector 3 | T. Spd | Elapsed | Lap | D | Time | Sector 1 | Sector 2 | Sector 3 | T. Spd | Elapsed |
| 1 | | 10:28:09.609 | 10:26:31.096 | 46.665 | 51.848 | 140.0 | 10:28:09.609 | 1 | | 10:28:23.046 | 10:26:41.735 | 51.723 | 49.588 | 117.1 | 10:28:23.046 |
| 2 | | 2:12.275 | 42.918 | 44.315 | 45.042 | 170.0 | 10:30:21.884 | 2 | | 2:12.743 | 42.584 | 44.587 | 45.572 | 204.1 | 10:30:35.789 |
| 3 | | 2:10.728 | 41.673 | 43.377 | 45.678 | 200.7 | 10:32:32.612 | 3 | | 2:10.354 | 41.728 | 43.850 | 44.776 | 208.8 | 10:32:46.143 |
| 4 | | 2:10.622 | 42.085 | 43.574 | 44.963 | 188.1 | 10:34:43.234 | 4 | | 2:21.370 | 41.870 | 44.642 | 54.858 | 207.6 | 10:35:07.513 |
| 5 | | 2:10.082 | 41.462 | 43.591 | 45.029 | 193.5 | 10:36:53.316 | 5 | | 2:24.548 | 54.201 | 45.258 | 45.089 | 135.1 | 10:37:32.061 |
| 6 | | 2:12.672 | 42.575 | 44.953 | 45.144 | 199.6 | 10:39:05.988 | 6 | | 2:09.615 | 42.228 | 43.164 | 44.223 | 210.9 | 10:39:41.676 |
| 7 | | 2:11.396 | 41.931 | 43.861 | 45.604 | 210.9 | 10:41:17.384 | 7 | | 2:10.259 | 41.535 | 44.096 | 44.628 | 210.1 | 10:41:51.935 |
| 8 | | 2:23.912 | 42.373 | 49.688 | 51.851 | 201.4 | 10:43:41.296 | 8 | | 2:11.725 | 42.379 | 44.132 | 45.214 | 209.7 | 10:44:03.660 |
| 9 | | 2:12.168 | 42.300 | 44.412 | 45.456 | 190.8 | 10:45:53.464 | 9 | | 2:13.231 | 43.164 | 44.395 | 45.672 | 210.1 | 10:46:16.891 |
| 10 | | 3:08.869 P | 57.077 | 55.984 | 1:15.808 | 116.7 | 10:49:02.333 | 10 | | 3:23.664 P | 1:03.360 | 1:02.204 | 1:18.100 | 110.4 | 10:49:40.555 |





Autodromo Nazionale Monza
Caterham Cup
Qualifying - 2
Lap Analysis



12 Arnaud Griffon AS **20** Franck Chahinian AS
 PALM PALM

| Lap D | Time | Sector 1 | Sector 2 | Sector 3 | T. Spd | Elapsed | Lap D | Time | Sector 1 | Sector 2 | Sector 3 | T. Spd | Elapsed |
|-------|--------------|--------------|----------|----------|--------|--------------|-------|--------------|--------------|----------|----------|--------|--------------|
| 1 | 10:28:50.586 | 10:26:57.644 | 1:05.195 | 47.747 | 121.3 | 10:28:50.586 | 1 | 10:28:51.156 | 10:26:58.394 | 1:05.378 | 47.384 | 120.5 | 10:28:51.156 |
| 2 | 2:14.921 | 42.209 | 46.731 | 45.981 | 209.7 | 10:31:05.507 | 2 | 2:14.540 | 42.625 | 45.274 | 46.641 | 182.4 | 10:31:05.696 |
| 3 | 2:11.731 | 42.461 | 44.051 | 45.219 | 196.7 | 10:33:17.238 | 3 | 2:11.406 | 42.058 | 43.993 | 45.355 | 204.9 | 10:33:17.102 |
| 4 | 2:11.805 | 41.541 | 44.778 | 45.486 | 214.2 | 10:35:29.043 | 4 | 2:11.921 | 41.988 | 44.645 | 45.288 | 196.0 | 10:35:29.023 |
| 5 | 2:10.888 | 41.809 | 43.951 | 45.128 | 213.0 | 10:37:39.931 | 5 | 2:11.342 | 42.209 | 43.959 | 45.174 | 192.5 | 10:37:40.365 |
| 6 | 2:11.874 | 42.134 | 44.148 | 45.592 | 202.6 | 10:39:51.805 | 6 | 2:10.595 | 41.715 | 43.869 | 45.011 | 180.9 | 10:39:50.960 |
| 7 | 2:10.447 | 41.533 | 43.924 | 44.990 | 211.7 | 10:42:02.252 | 7 | 2:11.538 | 42.549 | 44.204 | 44.785 | 209.7 | 10:42:02.498 |
| 8 | 2:11.657 | 42.070 | 43.927 | 45.660 | 190.8 | 10:44:13.909 | 8 | 2:11.096 | 41.963 | 43.817 | 45.316 | 208.8 | 10:44:13.594 |
| 9 | 2:10.272 | 41.646 | 43.772 | 44.854 | 216.4 | 10:46:24.181 | 9 | 2:10.927 | 42.763 | 43.523 | 44.641 | 196.0 | 10:46:24.521 |
| 10 | 3:32.200 P | 1:01.341 | 1:05.286 | 1:25.573 | 123.1 | 10:49:56.381 | 10 | 3:17.397 P | 1:01.034 | 1:03.428 | 1:12.935 | 110.3 | 10:49:41.918 |

15 Arnaud Mignatelli AS **21** Bruno Aveque AS
 CCF CCF

| Lap D | Time | Sector 1 | Sector 2 | Sector 3 | T. Spd | Elapsed | Lap D | Time | Sector 1 | Sector 2 | Sector 3 | T. Spd | Elapsed |
|-------|--------------|--------------|----------|----------|--------|--------------|-------|--------------|--------------|----------|----------|--------|--------------|
| 1 | 10:28:08.897 | 10:26:27.966 | 48.158 | 52.773 | 139.5 | 10:28:08.897 | 1 | 10:28:15.770 | 10:26:37.731 | 51.482 | 46.557 | 123.7 | 10:28:15.770 |
| 2 | 2:10.403 | 42.478 | 43.402 | 44.523 | 190.4 | 10:30:19.300 | 2 | 2:10.836 | 41.983 | 43.968 | 44.885 | 210.5 | 10:30:26.606 |
| 3 | 2:10.504 | 41.660 | 44.498 | 44.346 | 190.4 | 10:32:29.804 | 3 | 2:08.596 | 41.558 | 43.263 | 43.775 | 213.8 | 10:32:35.202 |
| 4 | 2:09.772 | 41.524 | 43.107 | 45.141 | 210.5 | 10:34:39.576 | 4 | 2:52.031 | 40.623 | 1:00.648 | 1:10.760 | 210.5 | 10:35:27.233 |
| 5 | 2:08.889 | 41.509 | 43.386 | 43.994 | 206.1 | 10:36:48.465 | 5 | 2:51.307 | 53.763 | 1:09.277 | 48.267 | 187.1 | 10:38:18.540 |
| 6 | 2:29.085 P | 46.205 | 45.758 | 57.122 | 175.0 | 10:39:17.550 | 6 | 2:09.794 | 42.009 | 43.497 | 44.288 | 183.0 | 10:40:28.334 |
| 7 | 2:58.218 | 1:30.365 | 43.456 | 44.397 | 176.7 | 10:42:15.768 | 7 | 2:09.146 | 41.471 | 42.895 | 44.780 | 201.8 | 10:42:37.480 |
| 8 | 2:09.298 | 41.677 | 43.284 | 44.337 | 207.6 | 10:44:25.066 | 8 | 2:09.186 | 41.482 | 43.478 | 44.226 | 196.3 | 10:44:46.666 |
| 9 | 2:08.059 | 41.387 | 42.898 | 43.774 | 214.2 | 10:46:33.125 | 9 | 2:08.523 | 41.479 | 43.231 | 43.813 | 197.0 | 10:46:55.189 |
| 10 | 3:35.348 P | 55.588 | 1:06.406 | 1:33.354 | 137.4 | 10:50:08.473 | 10 | 3:15.040 P | 52.996 | 54.317 | 1:27.727 | 119.2 | 10:50:10.229 |


16 Cyrille Baliki AS **23** Pascal Wehrlen AS
 PALM PALM

| Lap D | Time | Sector 1 | Sector 2 | Sector 3 | T. Spd | Elapsed | Lap D | Time | Sector 1 | Sector 2 | Sector 3 | T. Spd | Elapsed |
|-------|--------------|--------------|----------|----------|--------|--------------|-------|--------------|--------------|----------|----------|--------|--------------|
| 1 | 10:27:53.308 | 10:26:15.485 | 50.759 | 47.064 | 121.4 | 10:27:53.308 | 1 | 10:27:53.059 | 10:26:15.189 | 50.637 | 47.233 | 119.7 | 10:27:53.059 |
| 2 | 2:11.279 | 42.310 | 44.134 | 44.835 | 188.8 | 10:30:04.587 | 2 | 2:08.308 | 41.405 | 42.960 | 43.943 | 206.5 | 10:30:01.367 |
| 3 | 2:11.838 | 41.921 | 43.785 | 46.132 | 203.7 | 10:32:16.425 | 3 | 2:07.815 | 41.000 | 42.717 | 44.098 | 211.3 | 10:32:09.182 |
| 4 | 2:11.742 | 42.172 | 44.183 | 45.387 | 208.4 | 10:34:28.167 | 4 | 2:09.179 | 41.348 | 43.092 | 44.739 | 215.5 | 10:34:18.361 |
| 5 | 2:12.240 | 42.218 | 44.528 | 45.494 | 215.5 | 10:36:40.407 | 5 | 2:09.074 | 41.565 | 43.253 | 44.256 | 194.9 | 10:36:27.435 |
| 6 | 2:12.263 | 41.958 | 44.358 | 45.947 | 213.0 | 10:38:52.670 | 6 | 2:09.377 | 41.175 | 43.187 | 45.015 | 214.2 | 10:38:36.812 |
| 7 | 2:11.134 | 41.788 | 43.848 | 45.498 | 196.0 | 10:41:03.804 | 7 | 2:07.442 | 40.351 | 42.914 | 44.177 | 214.7 | 10:40:44.254 |
| 8 | 2:12.328 | 42.061 | 45.400 | 44.867 | 207.6 | 10:43:16.132 | 8 | 2:07.740 | 40.984 | 42.755 | 44.001 | 213.8 | 10:42:51.994 |
| 9 | 2:23.761 | 42.965 | 55.064 | 45.732 | 198.5 | 10:45:39.893 | 9 | 2:07.702 | 40.537 | 43.390 | 43.775 | 216.4 | 10:44:59.696 |
| 10 | 2:49.796 P | 44.454 | 54.179 | 1:11.163 | 187.8 | 10:48:29.689 | 10 | 2:10.607 | 41.026 | 43.032 | 46.549 | 215.5 | 10:47:10.303 |

17 Sylvio Bossi BS **24** Henri Charpentier AS
 CCF CCF

| Lap D | Time | Sector 1 | Sector 2 | Sector 3 | T. Spd | Elapsed | Lap D | Time | Sector 1 | Sector 2 | Sector 3 | T. Spd | Elapsed |
|-------|--------------|--------------|----------|----------|--------|--------------|-------|--------------|--------------|----------|----------|--------|--------------|
| 1 | 10:28:56.838 | 10:27:04.470 | 1:01.094 | 51.274 | 145.7 | 10:28:56.838 | 1 | 10:28:09.481 | 10:26:32.653 | 47.926 | 48.902 | 138.4 | 10:28:09.481 |
| 2 | 2:15.206 | 42.890 | 46.078 | 46.238 | 201.4 | 10:31:12.044 | 2 | 2:13.480 | 43.543 | 44.001 | 45.936 | 162.6 | 10:30:22.961 |
| 3 | 2:12.375 | 41.859 | 44.377 | 46.139 | 207.6 | 10:33:24.419 | 3 | 2:10.521 | 41.679 | 43.637 | 45.205 | 196.7 | 10:32:33.482 |
| 4 | 2:11.227 | 41.734 | 44.131 | 45.362 | 209.3 | 10:35:35.646 | 4 | 2:12.359 | 42.097 | 44.090 | 46.172 | 210.1 | 10:34:45.841 |
| 5 | 2:10.856 | 41.664 | 43.770 | 45.422 | 211.3 | 10:37:46.502 | 5 | 2:12.177 | 42.163 | 44.375 | 45.639 | 210.9 | 10:36:58.018 |
| 6 | 2:10.195 | 41.898 | 43.424 | 44.873 | 197.0 | 10:39:56.697 | 6 | 2:13.255 | 42.497 | 44.271 | 46.487 | 206.5 | 10:39:11.273 |
| 7 | 2:11.417 | 42.189 | 43.854 | 45.374 | 203.7 | 10:42:08.114 | 7 | 2:14.335 | 42.697 | 45.303 | 46.335 | 207.6 | 10:41:25.608 |
| 8 | 2:10.973 | 41.738 | 43.870 | 45.365 | 209.3 | 10:44:19.087 | 8 | 2:15.286 | 42.912 | 45.297 | 47.077 | 207.2 | 10:43:40.894 |
| 9 | 2:11.411 | 41.736 | 43.972 | 45.703 | 213.4 | 10:46:30.498 | 9 | 2:13.360 | 42.994 | 44.645 | 45.721 | 195.6 | 10:45:54.254 |
| 10 | 3:35.298 P | 57.438 | 1:04.654 | 1:33.206 | 150.6 | 10:50:05.796 | 10 | 3:06.020 P | 52.211 | 59.462 | 1:14.347 | 133.3 | 10:49:00.274 |





Autodromo Nazionale Monza
Caterham Cup
Qualifying - 2
Lap Analysis



26

Bruno Fouré

BS **38**

Claude Boueix

BS

CCF

DOG RACING

| Lap | D | Time | Sector 1 | Sector 2 | Sector 3 | T. Spd | Elapsed | Lap | D | Time | Sector 1 | Sector 2 | Sector 3 | T. Spd | Elapsed |
|-----|---|--------------|--------------|----------|----------|--------|--------------|-----|---|--------------|--------------|----------|----------|--------|--------------|
| 1 | | 10:28:10.553 | 10:26:36.505 | 47.657 | 46.391 | 117.3 | 10:28:10.553 | 1 | | 10:27:56.367 | 10:26:16.938 | 51.836 | 47.593 | 95.4 | 10:27:56.367 |
| 2 | | 2:12.639 | 43.409 | 44.324 | 44.906 | 158.8 | 10:30:23.192 | 2 | | 2:14.622 | 42.174 | 45.426 | 47.022 | 212.5 | 10:30:10.989 |
| 3 | | 2:11.802 | 42.657 | 43.995 | 45.150 | 175.8 | 10:32:34.994 | 3 | | 2:14.956 | 42.249 | 46.761 | 45.946 | 213.0 | 10:32:25.945 |
| 4 | | 2:11.775 | 42.248 | 44.477 | 45.050 | 182.1 | 10:34:46.769 | 4 | | 2:14.703 | 42.253 | 45.868 | 46.582 | 204.5 | 10:34:40.648 |
| 5 | | 2:10.755 | 41.864 | 43.867 | 45.024 | 183.9 | 10:36:57.524 | 5 | | 2:13.635 | 42.125 | 44.880 | 46.630 | 199.6 | 10:36:54.283 |
| 6 | | 2:11.022 | 41.986 | 43.959 | 45.077 | 190.4 | 10:39:08.546 | 6 | | 2:13.009 | 42.225 | 45.066 | 45.718 | 204.9 | 10:39:07.292 |
| 7 | | 2:12.598 | 42.335 | 44.589 | 45.674 | 182.1 | 10:41:21.144 | 7 | | 2:13.737 | 42.501 | 44.507 | 46.729 | 194.2 | 10:41:21.029 |
| 8 | | 2:11.655 | 42.039 | 44.405 | 45.211 | 181.2 | 10:43:32.799 | 8 | | 2:13.530 | 42.914 | 44.821 | 45.795 | 175.0 | 10:43:34.559 |
| 9 | | 2:17.360 | 43.038 | 48.087 | 46.235 | 198.8 | 10:45:50.159 | 9 | | 2:14.943 | 41.770 | 46.691 | 46.482 | 210.5 | 10:45:49.502 |
| 10 | | 3:21.704 P | 55.650 | 1:07.683 | 1:18.371 | 142.1 | 10:49:11.863 | 10 | | 3:06.257 P | 52.000 | 58.503 | 1:15.754 | 135.0 | 10:48:55.759 |

29

Eric Moussier

AS **40**

Alexis Gronier

AS

IND

DOG RACING

| Lap | D | Time | Sector 1 | Sector 2 | Sector 3 | T. Spd | Elapsed | Lap | D | Time | Sector 1 | Sector 2 | Sector 3 | T. Spd | Elapsed |
|-----|---|--------------|--------------|----------|----------|--------|--------------|-----|---|--------------|--------------|----------|----------|--------|--------------|
| 1 | | 10:27:31.462 | 10:26:00.969 | 44.594 | 45.899 | 143.0 | 10:27:31.462 | 1 | | 10:27:35.736 | 10:26:04.001 | 45.881 | 45.854 | 160.7 | 10:27:35.736 |
| 2 | | 2:10.251 | 42.032 | 44.118 | 44.101 | 201.4 | 10:29:41.713 | 2 | | 2:12.101 | 42.783 | 44.198 | 45.120 | 195.6 | 10:29:47.837 |
| 3 | | 2:09.318 | 41.126 | 44.163 | 44.029 | 200.7 | 10:31:51.031 | 3 | | 2:10.430 | 41.818 | 43.915 | 44.697 | 199.2 | 10:31:58.267 |
| 4 | | 2:09.312 | 41.225 | 43.738 | 44.349 | 214.2 | 10:34:00.343 | 4 | | 2:10.506 | 41.822 | 43.895 | 44.789 | 187.1 | 10:34:08.773 |
| 5 | | 2:08.823 | 40.799 | 44.420 | 43.604 | 202.6 | 10:36:09.166 | 5 | | 2:09.959 | 41.556 | 43.767 | 44.636 | 204.5 | 10:36:18.732 |
| 6 | | 2:08.863 | 41.281 | 43.345 | 44.237 | 195.2 | 10:38:18.029 | 6 | | 2:09.617 | 42.005 | 43.458 | 44.154 | 194.5 | 10:38:28.349 |
| 7 | | 2:09.284 | 41.392 | 43.471 | 44.421 | 206.8 | 10:40:27.313 | 7 | | 2:10.640 | 41.547 | 44.347 | 44.746 | 209.7 | 10:40:38.989 |
| 8 | | 2:09.877 | 41.330 | 43.682 | 44.865 | 214.7 | 10:42:37.190 | 8 | | 2:10.320 | 41.513 | 43.460 | 45.347 | 209.3 | 10:42:49.309 |
| 9 | | 2:08.487 | 40.989 | 42.802 | 44.696 | 213.4 | 10:44:45.677 | 9 | | 2:10.134 | 41.906 | 43.282 | 44.946 | 179.4 | 10:44:59.443 |
| 10 | | 2:08.868 | 41.212 | 43.682 | 43.974 | 209.7 | 10:46:54.545 | 10 | | 2:10.005 | 42.067 | 43.083 | 44.855 | 184.6 | 10:47:09.448 |
| 11 | | 2:54.527 P | 50.871 | 49.720 | 1:13.936 | 125.1 | 10:49:49.072 | 11 | | 3:06.207 P | 48.641 | 51.962 | 1:25.604 | 153.8 | 10:50:15.655 |

32

Jean Pierre Mignatelli

BS **41**

Pascal Meignan

AS

CCF

ST ELOI

| Lap | D | Time | Sector 1 | Sector 2 | Sector 3 | T. Spd | Elapsed | Lap | D | Time | Sector 1 | Sector 2 | Sector 3 | T. Spd | Elapsed |
|-----|---|--------------|--------------|----------|----------|--------|--------------|-----|---|--------------|--------------|----------|----------|--------|--------------|
| 1 | | 10:28:04.357 | 10:26:22.249 | 52.546 | 49.562 | 123.4 | 10:28:04.357 | 1 | | 10:28:35.102 | 10:27:00.398 | 49.452 | 45.252 | 120.9 | 10:28:35.102 |
| 2 | | 2:13.441 | 42.791 | 45.147 | 45.503 | 175.0 | 10:30:17.798 | 2 | | 2:11.235 | 42.228 | 44.250 | 44.757 | 184.3 | 10:30:46.337 |
| 3 | | 2:12.903 | 42.152 | 45.299 | 45.452 | 206.5 | 10:32:30.701 | 3 | | 2:10.018 | 41.987 | 43.423 | 44.608 | 187.8 | 10:32:56.355 |
| 4 | | 2:11.681 | 41.851 | 44.598 | 45.232 | 201.8 | 10:34:42.382 | 4 | | 2:09.687 | 41.464 | 43.460 | 44.763 | 204.9 | 10:35:06.042 |
| 5 | | 2:11.173 | 41.774 | 44.275 | 45.124 | 204.9 | 10:36:53.555 | 5 | | 2:14.709 | 45.313 | 43.893 | 45.503 | 134.3 | 10:37:20.751 |
| 6 | | 2:12.741 | 42.621 | 44.968 | 45.152 | 185.8 | 10:39:06.296 | 6 | | 2:15.518 | 43.162 | 46.340 | 46.016 | 184.3 | 10:39:36.269 |
| 7 | | 2:11.855 | 42.272 | 44.205 | 45.378 | 194.2 | 10:41:18.151 | 7 | | 2:12.156 | 42.485 | 44.085 | 45.586 | 189.4 | 10:41:48.425 |
| 8 | | 2:12.922 | 41.866 | 45.097 | 45.959 | 205.3 | 10:43:31.073 | 8 | | 2:09.683 | 41.733 | 43.523 | 44.427 | 192.1 | 10:43:58.108 |
| 9 | | 2:12.946 | 42.925 | 44.440 | 45.581 | 210.1 | 10:45:44.019 | 9 | | 2:10.250 | 42.063 | 43.701 | 44.486 | 187.5 | 10:46:08.358 |
| 10 | | 3:00.312 P | 51.212 | 54.555 | 1:14.545 | 167.9 | 10:48:44.331 | 10 | | 2:59.446 P | 47.720 | 53.710 | 1:18.016 | 157.2 | 10:49:07.804 |

37

Patrick Dehant

BS **48**

Alain Girardot


BS

DOG RACING

CCF

| Lap | D | Time | Sector 1 | Sector 2 | Sector 3 | T. Spd | Elapsed | Lap | D | Time | Sector 1 | Sector 2 | Sector 3 | T. Spd | Elapsed |
|-----|---|--------------|--------------|----------|----------|--------|--------------|-----|---|--------------|--------------|----------|----------|--------|--------------|
| 1 | | 10:27:39.979 | 10:26:04.479 | 48.162 | 47.338 | 151.6 | 10:27:39.979 | 1 | | 10:27:31.208 | 10:26:01.214 | 44.733 | 45.261 | 143.6 | 10:27:31.208 |
| 2 | | 2:16.442 | 42.927 | 46.389 | 47.126 | 206.5 | 10:29:56.421 | 2 | | 2:10.130 | 41.820 | 43.686 | 44.624 | 208.8 | 10:29:41.338 |
| 3 | | 2:12.804 | 42.391 | 44.396 | 46.017 | 204.5 | 10:32:09.225 | 3 | | 2:09.380 | 41.019 | 43.804 | 44.557 | 212.1 | 10:31:50.718 |
| 4 | | 2:10.516 | 41.750 | 44.035 | 44.731 | 195.2 | 10:34:19.741 | 4 | | 2:09.369 | 41.609 | 43.575 | 44.185 | 189.1 | 10:34:00.087 |
| 5 | | 2:09.736 | 41.199 | 43.706 | 44.831 | 210.1 | 10:36:29.477 | 5 | | 2:08.717 | 40.930 | 43.317 | 44.470 | 210.1 | 10:36:08.804 |
| 6 | | 2:10.241 | 41.378 | 43.752 | 45.111 | 211.7 | 10:38:39.718 | 6 | | 2:08.884 | 41.292 | 43.507 | 44.085 | 198.8 | 10:38:17.688 |
| 7 | | 2:10.462 | 41.492 | 43.454 | 45.516 | 211.3 | 10:40:50.180 | 7 | | 2:10.872 | 42.654 | 43.454 | 44.764 | 178.8 | 10:40:28.560 |
| 8 | | 2:28.479 P | 43.565 | 44.703 | 1:00.211 | 210.5 | 10:43:18.659 | 8 | | 2:07.651 | 40.815 | 42.790 | 44.046 | 208.0 | 10:42:36.211 |
| | | | | | | | | 9 | | 2:09.262 | 41.618 | 43.380 | 44.264 | 206.5 | 10:44:45.473 |
| | | | | | | | | 10 | | 2:09.173 | 41.403 | 43.109 | 44.661 | 191.1 | 10:46:54.646 |
| | | | | | | | | 11 | | 3:08.827 P | 52.612 | 49.992 | 1:26.223 | 125.7 | 10:50:03.473 |





Autodromo Nazionale Monza
Caterham Cup
Qualifying - 2
Lap Analysis



57

Philippe Simon

BS **72**

Nicolas Cottancin

AS

PALM

CCF

| Lap D | Time | Sector 1 | Sector 2 | Sector 3 | T. Spd | Elapsed | Lap D | Time | Sector 1 | Sector 2 | Sector 3 | T. Spd | Elapsed |
|-------|-----------------|---------------|---------------|---------------|--------|--------------|-------|-----------------|---------------|---------------|---------------|--------|--------------|
| 1 | 10:28:05.011 | 10:26:28.920 | 46.929 | 49.162 | 123.0 | 10:28:05.011 | 1 | 10:28:03.278 | 10:26:21.411 | 52.457 | 49.410 | 99.1 | 10:28:03.278 |
| 2 | 2:15.188 | 43.934 | 44.879 | 46.375 | 155.3 | 10:30:20.199 | 2 | 2:13.576 | 43.001 | 44.687 | 45.888 | 181.2 | 10:30:16.854 |
| 3 | 2:12.028 | 41.959 | 44.529 | 45.540 | 191.1 | 10:32:32.227 | 3 | 2:14.538 | 43.109 | 45.788 | 45.641 | 209.3 | 10:32:31.392 |
| 4 | 2:11.404 | 41.849 | 44.033 | 45.522 | 188.8 | 10:34:43.631 | 4 | 2:12.407 | 42.464 | 44.779 | 45.164 | 195.2 | 10:34:43.799 |
| 5 | 2:11.627 | 41.948 | 44.098 | 45.581 | 193.5 | 10:36:55.258 | 5 | 2:11.472 | 42.882 | 43.789 | 44.801 | 190.1 | 10:36:55.271 |
| 6 | 2:45.223 | 1:02.104 | 57.413 | 45.706 | 202.2 | 10:39:40.481 | 6 | 2:12.115 | 43.170 | 43.909 | 45.036 | 195.6 | 10:39:07.386 |
| 7 | 2:12.831 | 42.229 | 44.683 | 45.919 | 212.1 | 10:41:53.312 | 7 | 2:12.948 | 42.698 | 44.469 | 45.781 | 186.8 | 10:41:20.334 |
| 8 | 2:11.926 | 42.500 | 43.981 | 45.445 | 208.8 | 10:44:05.238 | 8 | 2:12.679 | 42.872 | 44.729 | 45.078 | 204.9 | 10:43:33.013 |
| 9 | 2:11.907 | 42.486 | 44.029 | 45.392 | 198.1 | 10:46:17.145 | 9 | 2:16.046 | 43.066 | 47.027 | 45.953 | 202.2 | 10:45:49.059 |
| 10 | 3:09.116 P | 58.049 | 58.172 | 1:12.895 | 115.5 | 10:49:26.261 | 10 | 3:04.792 P | 50.920 | 57.579 | 1:16.293 | 138.9 | 10:48:53.851 |

60

Francis Chatelain

AS **75**

Alexandre Pinto

AS

PALM

ST ELOI

| Lap D | Time | Sector 1 | Sector 2 | Sector 3 | T. Spd | Elapsed | Lap D | Time | Sector 1 | Sector 2 | Sector 3 | T. Spd | Elapsed |
|-------|-----------------|---------------|---------------|---------------|--------|--------------|-------|-----------------|---------------|---------------|---------------|--------|--------------|
| 1 | 10:28:01.527 | 10:26:18.375 | 52.886 | 50.266 | 92.5 | 10:28:01.527 | 1 | 10:28:34.611 | 10:26:59.572 | 49.235 | 45.804 | 123.2 | 10:28:34.611 |
| 2 | 2:11.216 | 42.320 | 44.093 | 44.803 | 201.8 | 10:30:12.743 | 2 | 2:27.391 P | 42.018 | 44.097 | 1:01.276 | 198.5 | 10:31:02.002 |
| 3 | 2:10.411 | 41.431 | 43.929 | 45.051 | 208.4 | 10:32:23.154 | 3 | 8:36.310 | 7:07.826 | 44.289 | 44.195 | 174.7 | 10:39:38.312 |
| 4 | 2:10.078 | 41.476 | 43.777 | 44.825 | 198.1 | 10:34:33.232 | 4 | 2:09.892 | 41.276 | 43.454 | 45.162 | 208.0 | 10:41:48.204 |
| 5 | 2:09.277 | 41.264 | 43.596 | 44.417 | 188.8 | 10:36:42.509 | 5 | 2:09.430 | 41.319 | 43.702 | 44.409 | 207.6 | 10:43:57.634 |
| 6 | 2:10.374 | 41.250 | 43.523 | 45.601 | 197.4 | 10:38:52.883 | 6 | 2:10.564 | 41.667 | 43.720 | 45.177 | 199.6 | 10:46:08.198 |
| 7 | 2:10.089 | 41.690 | 43.359 | 45.040 | 189.4 | 10:41:02.972 | 7 | 2:57.834 P | 47.279 | 53.768 | 1:16.787 | 152.5 | 10:49:06.032 |
| 8 | 2:12.265 | 42.268 | 45.327 | 44.670 | 214.7 | 10:43:15.237 | | | | | | | |
| 9 | 2:11.034 | 42.690 | 43.830 | 44.514 | 183.9 | 10:45:26.271 | | | | | | | |
| 10 | 2:55.865 P | 54.575 | 55.351 | 1:05.939 | 147.9 | 10:48:22.136 | | | | | | | |

87

Yann Gasparini

AS

ST ELOI

61

Michel Cloud

BS

CCF

| Lap D | Time | Sector 1 | Sector 2 | Sector 3 | T. Spd | Elapsed | Lap D | Time | Sector 1 | Sector 2 | Sector 3 | T. Spd | Elapsed |
|-------|-----------------|---------------|---------------|---------------|--------|--------------|-------|-----------------|---------------|---------------|---------------|--------|--------------|
| 1 | 10:28:16.568 | 10:26:39.611 | 50.052 | 46.905 | 110.8 | 10:28:16.568 | 1 | 10:27:54.709 | 10:26:16.014 | 51.696 | 46.999 | 120.8 | 10:27:54.709 |
| 2 | 2:12.947 | 41.743 | 45.223 | 45.981 | 209.7 | 10:30:29.515 | 2 | 2:12.764 | 42.652 | 44.479 | 45.633 | 185.8 | 10:30:07.473 |
| 3 | 2:13.807 | 41.956 | 45.122 | 46.729 | 212.5 | 10:32:43.322 | 3 | 2:12.379 | 42.405 | 44.384 | 45.590 | 210.1 | 10:32:19.852 |
| 4 | 2:23.788 | 41.933 | 49.770 | 52.085 | 212.5 | 10:35:07.110 | 4 | 2:12.998 | 42.110 | 44.238 | 46.650 | 213.8 | 10:34:32.850 |
| 5 | 2:37.637 | 44.742 | 1:05.368 | 47.527 | 132.1 | 10:37:44.747 | 5 | 2:11.582 | 42.692 | 43.942 | 44.948 | 170.0 | 10:36:44.432 |
| 6 | 2:12.181 | 41.968 | 44.648 | 45.565 | 208.0 | 10:39:56.928 | 6 | 2:11.187 | 42.185 | 43.882 | 45.120 | 194.2 | 10:38:55.619 |
| 7 | 2:11.859 | 42.024 | 44.677 | 45.158 | 201.8 | 10:42:08.787 | 7 | 2:12.566 | 42.544 | 44.202 | 45.820 | 203.3 | 10:41:08.185 |
| 8 | 2:11.326 | 41.494 | 44.747 | 45.085 | 208.0 | 10:44:20.113 | 8 | 2:12.215 | 42.814 | 44.290 | 45.111 | 193.5 | 10:43:20.400 |
| 9 | 2:11.808 | 41.680 | 44.520 | 45.608 | 210.9 | 10:46:31.921 | 9 | 2:14.412 | 42.632 | 45.940 | 45.840 | 201.4 | 10:45:34.812 |
| 10 | 3:29.050 P | 56.278 | 1:05.299 | 1:27.473 | 147.9 | 10:50:00.971 | 10 | 2:58.689 P | 52.831 | 53.107 | 1:12.751 | 138.4 | 10:48:33.501 |

92

Olivier Loï

AS

ST ELOI

69


Tone Le

AS

CCF

| Lap D | Time | Sector 1 | Sector 2 | Sector 3 | T. Spd | Elapsed | Lap D | Time | Sector 1 | Sector 2 | Sector 3 | T. Spd | Elapsed |
|-------|-----------------|---------------|---------------|---------------|--------|--------------|-------|-----------------|---------------|---------------|---------------|--------|--------------|
| 1 | 10:27:53.806 | 10:26:15.745 | 51.028 | 47.033 | 107.1 | 10:27:53.806 | 1 | 10:28:34.774 | 10:26:59.175 | 50.172 | 45.427 | 120.6 | 10:28:34.774 |
| 2 | 2:10.049 | 41.728 | 43.594 | 44.727 | 185.2 | 10:30:03.855 | 2 | 2:10.855 | 41.771 | 44.336 | 44.748 | 212.5 | 10:30:45.629 |
| 3 | 2:11.128 | 41.824 | 44.315 | 44.989 | 196.3 | 10:32:14.983 | 3 | 2:09.985 | 41.836 | 43.610 | 44.539 | 208.8 | 10:32:55.614 |
| 4 | 2:18.567 | 48.272 | 45.305 | 44.990 | 171.9 | 10:34:33.550 | 4 | 2:10.060 | 41.518 | 43.680 | 44.862 | 214.7 | 10:35:05.674 |
| 5 | 2:10.240 | 41.228 | 44.321 | 44.691 | 194.9 | 10:36:43.790 | 5 | 2:20.870 | 49.777 | 45.789 | 45.304 | 146.5 | 10:37:26.544 |
| 6 | 2:09.889 | 41.423 | 43.607 | 44.859 | 207.6 | 10:38:53.679 | 6 | 2:10.391 | 41.787 | 44.183 | 44.421 | 205.7 | 10:39:36.935 |
| 7 | 2:09.899 | 41.472 | 43.705 | 44.722 | 199.6 | 10:41:03.578 | 7 | 2:11.105 | 41.431 | 44.134 | 45.540 | 208.4 | 10:41:48.040 |
| 8 | 2:11.332 | 41.449 | 44.429 | 45.454 | 203.0 | 10:43:14.910 | 8 | 2:09.593 | 41.384 | 43.283 | 44.926 | 205.3 | 10:43:57.633 |
| 9 | 2:12.713 | 43.360 | 44.629 | 44.724 | 204.5 | 10:45:27.623 | 9 | 2:10.382 | 41.492 | 44.001 | 44.889 | 213.8 | 10:46:08.015 |
| 10 | 3:12.159 P | 54.907 | 55.442 | 1:21.810 | 137.7 | 10:48:39.782 | 10 | 2:55.666 P | 46.624 | 53.909 | 1:15.133 | 168.4 | 10:49:03.681 |





Autodromo Nazionale Monza
Caterham Cup
Qualifying - 2
Lap Analysis



96

Hervé Cordel

AS

CCF

| Lap | D | Time | Sector 1 | Sector 2 | Sector 3 | T. Spd | Elapsed |
|-----|---|--------------|--------------|----------|----------|--------|--------------|
| 1 | | 10:29:26.770 | 10:27:19.608 | 1:03.047 | 1:04.115 | 132.1 | 10:29:26.770 |
| 2 | | 2:25.471 | 54.124 | 46.024 | 45.323 | 127.8 | 10:31:52.241 |
| 3 | | 2:11.488 | 42.048 | 44.345 | 45.095 | 205.3 | 10:34:03.729 |
| 4 | | 2:11.554 | 41.853 | 44.297 | 45.404 | 215.5 | 10:36:15.283 |
| 5 | | 2:11.904 | 42.345 | 44.485 | 45.074 | 213.0 | 10:38:27.187 |
| 6 | | 2:11.940 | 42.388 | 44.104 | 45.448 | 211.7 | 10:40:39.127 |
| 7 | | 2:11.526 | 42.106 | 44.723 | 44.697 | 193.5 | 10:42:50.653 |
| 8 | | 2:16.173 | 41.948 | 44.231 | 49.994 | 208.4 | 10:45:06.826 |
| 9 | | 2:58.392 P | 51.910 | 53.802 | 1:12.680 | 135.5 | 10:48:05.218 |

98

Olivier Guerin

AS

CCF

| Lap | D | Time | Sector 1 | Sector 2 | Sector 3 | T. Spd | Elapsed |
|-----|---|--------------|--------------|----------|----------|--------|--------------|
| 1 | | 10:29:46.327 | 10:28:13.319 | 46.692 | 46.316 | 94.5 | 10:29:46.327 |
| 2 | | 2:11.923 | 42.326 | 44.489 | 45.108 | 212.1 | 10:31:58.250 |
| 3 | | 2:10.736 | 41.464 | 44.350 | 44.922 | 216.8 | 10:34:08.986 |
| 4 | | 2:10.170 | 41.306 | 44.270 | 44.594 | 213.8 | 10:36:19.156 |
| 5 | | 2:09.600 | 41.770 | 43.775 | 44.055 | 194.2 | 10:38:28.756 |
| 6 | | 2:09.971 | 41.297 | 43.574 | 45.100 | 201.4 | 10:40:38.727 |
| 7 | | 2:10.288 | 41.698 | 43.547 | 45.043 | 209.7 | 10:42:49.015 |
| 8 | | 2:10.454 | 41.607 | 43.516 | 45.331 | 214.7 | 10:44:59.469 |
| 9 | | 2:10.077 | 41.433 | 43.099 | 45.545 | 209.3 | 10:47:09.546 |
| 10 | | 3:03.413 P | 47.598 | 51.919 | 1:23.896 | 166.6 | 10:50:12.959 |


99

Loic Martinez

BS

CCF

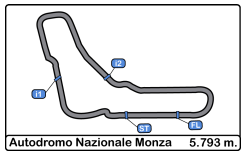
| Lap | D | Time | Sector 1 | Sector 2 | Sector 3 | T. Spd | Elapsed |
|-----|---|--------------|--------------|----------|----------|--------|--------------|
| 1 | | 10:28:08.132 | 10:26:36.107 | 45.954 | 46.071 | 145.7 | 10:28:08.132 |
| 2 | | 2:10.791 | 41.869 | 43.929 | 44.993 | 200.0 | 10:30:18.923 |
| 3 | | 2:11.243 | 41.399 | 44.407 | 45.437 | 199.2 | 10:32:30.166 |
| 4 | | 2:09.481 | 41.226 | 43.345 | 44.910 | 208.4 | 10:34:39.647 |
| 5 | | 2:09.455 | 41.455 | 43.456 | 44.544 | 192.1 | 10:36:49.102 |
| 6 | | 2:10.161 | 42.047 | 43.697 | 44.417 | 197.8 | 10:38:59.263 |
| 7 | | 2:09.129 | 41.726 | 43.340 | 44.063 | 196.7 | 10:41:08.392 |
| 8 | | 2:08.310 | 41.260 | 43.011 | 44.039 | 202.2 | 10:43:16.702 |
| 9 | | 2:09.760 | 41.821 | 44.225 | 43.714 | 208.4 | 10:45:26.462 |
| 10 | | 4:19.538 P | 1:04.854 | 1:49.225 | 1:25.459 | 136.3 | 10:49:46.000 |



Autodromo Nazionale Monza
Caterham Cup
Qualifying - 2
Best Sectors Results



| Sector - 1 | | | | Sector - 2 | | | | Sector - 3 | | | | Ideal Lap vs Best Lap | | | |
|------------|----|------------------------|--------|------------|------------------------|--------|----|------------------------|--------|------|----|------------------------|-----------|----------|------|
| Clas | Nº | Driver | Time | Nº | Driver | Time | Nº | Driver | Time | Clas | Nº | Driver | Ideal Lap | Best Lap | Clas |
| 1 | 23 | Pascal Wehrlen | 40.351 | 9 | Henri Bizet | 42.440 | 9 | Henri Bizet | 43.360 | 1 | 9 | Henri Bizet | 2:06.407 | 2:07.006 | 1 |
| 2 | 9 | Henri Bizet | 40.607 | 6 | Antoine Miquel | 42.711 | 29 | Eric Moussier | 43.604 | 2 | 23 | Pascal Wehrlen | 2:06.843 | 2:07.442 | 2 |
| 3 | 21 | Bruno Aveque | 40.623 | 23 | Pascal Wehrlen | 42.717 | 99 | Loic Martinez | 43.714 | 3 | 29 | Eric Moussier | 2:07.205 | 2:08.487 | 7 |
| 4 | 6 | Antoine Miquel | 40.683 | 48 | Alain Girardot | 42.790 | 15 | Arnaud Mignatelli | 43.774 | 4 | 21 | Bruno Aveque | 2:07.293 | 2:08.523 | 8 |
| 5 | 29 | Eric Moussier | 40.799 | 29 | Eric Moussier | 42.802 | 23 | Pascal Wehrlen | 43.775 | 5 | 6 | Antoine Miquel | 2:07.396 | 2:07.464 | 3 |
| 6 | 48 | Alain Girardot | 40.815 | 21 | Bruno Aveque | 42.895 | 21 | Bruno Aveque | 43.775 | 6 | 48 | Alain Girardot | 2:07.651 | 2:07.651 | 4 |
| 7 | 3 | Rémi Sauget | 41.184 | 15 | Arnaud Mignatelli | 42.898 | 6 | Antoine Miquel | 44.002 | 7 | 99 | Loic Martinez | 2:07.951 | 2:08.310 | 6 |
| 8 | 37 | Patrick Dehant | 41.199 | 99 | Loic Martinez | 43.011 | 48 | Alain Girardot | 44.046 | 8 | 15 | Arnaud Mignatelli | 2:08.059 | 2:08.059 | 5 |
| 9 | 99 | Loic Martinez | 41.226 | 40 | Alexis Gronier | 43.083 | 98 | Olivier Guerin | 44.055 | 9 | 98 | Olivier Guerin | 2:08.451 | 2:09.600 | 15 |
| 10 | 69 | Tone Le | 41.228 | 98 | Olivier Guerin | 43.099 | 40 | Alexis Gronier | 44.154 | 10 | 40 | Alexis Gronier | 2:08.750 | 2:09.617 | 17 |
| 11 | 60 | Francis Chatelain | 41.250 | 11 | Frederic Allaire | 43.164 | 7 | Laura Chatelain | 44.181 | 11 | 7 | Laura Chatelain | 2:08.781 | 2:09.050 | 9 |
| 12 | 7 | Laura Chatelain | 41.269 | 4 | Bruno Georgeon | 43.196 | 75 | Alexandre Pinto | 44.195 | 12 | 3 | Rémi Sauget | 2:08.813 | 2:09.137 | 10 |
| 13 | 75 | Alexandre Pinto | 41.276 | 92 | Olivier Loï | 43.283 | 11 | Frederic Allaire | 44.223 | 13 | 4 | Bruno Georgeon | 2:08.913 | 2:09.284 | 12 |
| 14 | 98 | Olivier Guerin | 41.297 | 3 | Rémi Sauget | 43.308 | 3 | Rémi Sauget | 44.321 | 14 | 11 | Frederic Allaire | 2:08.922 | 2:09.615 | 16 |
| 15 | 4 | Bruno Georgeon | 41.376 | 7 | Laura Chatelain | 43.331 | 4 | Bruno Georgeon | 44.341 | 15 | 75 | Alexandre Pinto | 2:08.925 | 2:09.430 | 13 |
| 16 | 92 | Olivier Loï | 41.384 | 60 | Francis Chatelain | 43.359 | 60 | Francis Chatelain | 44.417 | 16 | 60 | Francis Chatelain | 2:09.026 | 2:09.277 | 11 |
| 17 | 15 | Arnaud Mignatelli | 41.387 | 5 | Pierre Jean Reypin | 43.377 | 92 | Olivier Loï | 44.421 | 17 | 92 | Olivier Loï | 2:09.088 | 2:09.593 | 14 |
| 18 | 5 | Pierre Jean Reypin | 41.462 | 41 | Pascal Meignan | 43.423 | 41 | Pascal Meignan | 44.427 | 18 | 41 | Pascal Meignan | 2:09.314 | 2:09.683 | 18 |
| 19 | 41 | Pascal Meignan | 41.464 | 17 | Sylvio Bossi | 43.424 | 20 | Franck Chahinian | 44.641 | 19 | 37 | Patrick Dehant | 2:09.384 | 2:09.736 | 19 |
| 20 | 61 | Michel Cloud | 41.494 | 37 | Patrick Dehant | 43.454 | 69 | Tone Le | 44.691 | 20 | 69 | Tone Le | 2:09.513 | 2:09.889 | 20 |
| 21 | 40 | Alexis Gronier | 41.513 | 75 | Alexandre Pinto | 43.454 | 96 | Hervé Cordel | 44.697 | 21 | 5 | Pierre Jean Reypin | 2:09.802 | 2:10.082 | 21 |
| 22 | 12 | Arnaud Griffon | 41.533 | 20 | Franck Chahinian | 43.523 | 37 | Patrick Dehant | 44.731 | 22 | 20 | Franck Chahinian | 2:09.879 | 2:10.595 | 25 |
| 23 | 11 | Frederic Allaire | 41.535 | 69 | Tone Le | 43.594 | 72 | Nicolas Cottancin | 44.801 | 23 | 17 | Sylvio Bossi | 2:09.961 | 2:10.195 | 22 |
| 24 | 17 | Sylvio Bossi | 41.664 | 24 | Henri Charpentier | 43.637 | 16 | Cyrille Baliki | 44.835 | 24 | 12 | Arnaud Griffon | 2:10.159 | 2:10.272 | 23 |
| 25 | 24 | Henri Charpentier | 41.679 | 12 | Arnaud Griffon | 43.772 | 12 | Arnaud Griffon | 44.854 | 25 | 16 | Cyrille Baliki | 2:10.408 | 2:11.134 | 27 |
| 26 | 20 | Franck Chahinian | 41.715 | 16 | Cyrille Baliki | 43.785 | 17 | Sylvio Bossi | 44.873 | 26 | 24 | Henri Charpentier | 2:10.521 | 2:10.521 | 24 |
| 27 | 38 | Claude Boueix | 41.770 | 72 | Nicolas Cottancin | 43.789 | 26 | Bruno Foure | 44.906 | 27 | 26 | Bruno Foure | 2:10.637 | 2:10.755 | 26 |
| 28 | 32 | Jean Pierre Mignatelli | 41.774 | 26 | Bruno Foure | 43.867 | 87 | Yann Gasparini | 44.948 | 28 | 96 | Hervé Cordel | 2:10.654 | 2:11.488 | 33 |
| 29 | 16 | Cyrille Baliki | 41.788 | 87 | Yann Gasparini | 43.882 | 5 | Pierre Jean Reypin | 44.963 | 29 | 87 | Yann Gasparini | 2:10.940 | 2:11.187 | 29 |
| 30 | 57 | Philippe Simon | 41.849 | 57 | Philippe Simon | 43.981 | 61 | Michel Cloud | 45.085 | 30 | 72 | Nicolas Cottancin | 2:11.054 | 2:11.472 | 32 |
| 31 | 96 | Hervé Cordel | 41.853 | 96 | Hervé Cordel | 44.104 | 32 | Jean Pierre Mignatelli | 45.124 | 31 | 61 | Michel Cloud | 2:11.099 | 2:11.326 | 30 |
| 32 | 26 | Bruno Foure | 41.864 | 32 | Jean Pierre Mignatelli | 44.205 | 24 | Henri Charpentier | 45.205 | 32 | 32 | Jean Pierre Mignatelli | 2:11.103 | 2:11.173 | 28 |
| 33 | 87 | Yann Gasparini | 42.110 | 38 | Claude Boueix | 44.507 | 57 | Philippe Simon | 45.392 | 33 | 57 | Philippe Simon | 2:11.222 | 2:11.404 | 31 |
| 34 | 2 | François Jaffredo | 42.369 | 61 | Michel Cloud | 44.520 | 38 | Claude Boueix | 45.718 | 34 | 38 | Claude Boueix | 2:11.995 | 2:13.009 | 34 |
| 35 | 72 | Nicolas Cottancin | 42.464 | 2 | François Jaffredo | 45.560 | 2 | François Jaffredo | 47.092 | 35 | 2 | François Jaffredo | 2:15.021 | 2:15.909 | 35 |



Autodromo Nazionale Monza

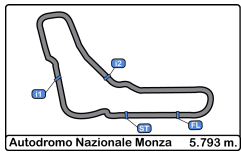
Caterham Cup

Qualifying - 2

Best 5 Lap Times




| Cls | N° | Driver | Team | Class | Best 1 | | Best 2 | | Best 3 | | Best 4 | | Best 5 | |
|-----|----|------------------------|------------|-------|----------|-----|----------|-----|----------|-----|----------|-----|----------|-----|
| | | | | | Time | Lap | Time | Lap | Time | Lap | Time | Lap | Time | Lap |
| 1 | 9 | Henri Bizet | PALM | AS | 2:07.006 | 8 | 2:07.213 | 6 | 2:07.353 | 4 | 2:08.556 | 9 | 2:08.637 | 10 |
| 2 | 23 | Pascal Wehrlen | PALM | AS | 2:07.442 | 7 | 2:07.702 | 9 | 2:07.740 | 8 | 2:07.815 | 3 | 2:08.308 | 2 |
| 3 | 6 | Antoine Miquel | CCF | AS | 2:07.464 | 10 | 2:08.230 | 8 | 2:08.603 | 4 | 2:08.805 | 6 | 2:08.927 | 5 |
| 4 | 48 | Alain Girardot | CCF | BS | 2:07.651 | 8 | 2:08.717 | 5 | 2:08.884 | 6 | 2:09.173 | 10 | 2:09.262 | 9 |
| 5 | 15 | Arnaud Mignatelli | CCF | AS | 2:08.059 | 9 | 2:08.889 | 5 | 2:09.298 | 8 | 2:09.772 | 4 | 2:10.403 | 2 |
| 6 | 99 | Loic Martinez | CCF | BS | 2:08.310 | 8 | 2:09.129 | 7 | 2:09.455 | 5 | 2:09.481 | 4 | 2:09.760 | 9 |
| 7 | 29 | Eric Moussier | IND | AS | 2:08.487 | 9 | 2:08.823 | 5 | 2:08.863 | 6 | 2:08.868 | 10 | 2:09.284 | 7 |
| 8 | 21 | Bruno Aveque | CCF | AS | 2:08.523 | 9 | 2:08.596 | 3 | 2:09.146 | 7 | 2:09.186 | 8 | 2:09.794 | 6 |
| 9 | 7 | Laura Chatelain | CCF | AS | 2:09.050 | 5 | 2:09.875 | 3 | 2:09.880 | 4 | 2:10.250 | 6 | 2:10.680 | 2 |
| 10 | 3 | Rémi Sauget | PALM | AS | 2:09.137 | 5 | 2:09.294 | 4 | 2:10.026 | 3 | 2:10.236 | 6 | 2:10.515 | 7 |
| 11 | 60 | Francis Chatelain | PALM | AS | 2:09.277 | 5 | 2:10.078 | 4 | 2:10.089 | 7 | 2:10.374 | 6 | 2:10.411 | 3 |
| 12 | 4 | Bruno Georgeon | ROSSELSP | AS | 2:09.284 | 4 | 2:09.584 | 8 | 2:09.774 | 3 | 2:10.101 | 5 | 2:10.166 | 9 |
| 13 | 75 | Alexandre Pinto | ST ELOI | AS | 2:09.430 | 5 | 2:09.892 | 4 | 2:10.564 | 6 | 2:27.391 | 2 | 2:57.834 | 7 |
| 14 | 92 | Olivier Loï | ST ELOI | AS | 2:09.593 | 8 | 2:09.985 | 3 | 2:10.060 | 4 | 2:10.382 | 9 | 2:10.391 | 6 |
| 15 | 98 | Olivier Guerin | CCF | AS | 2:09.600 | 5 | 2:09.971 | 6 | 2:10.077 | 9 | 2:10.170 | 4 | 2:10.288 | 7 |
| 16 | 11 | Frederic Allaire | ST ELOI | AS | 2:09.615 | 6 | 2:10.259 | 7 | 2:10.354 | 3 | 2:11.725 | 8 | 2:12.743 | 2 |
| 17 | 40 | Alexis Gronier | DOG RACING | AS | 2:09.617 | 6 | 2:09.959 | 5 | 2:10.005 | 10 | 2:10.134 | 9 | 2:10.320 | 8 |
| 18 | 41 | Pascal Meignan | ST ELOI | AS | 2:09.683 | 8 | 2:09.687 | 4 | 2:10.018 | 3 | 2:10.250 | 9 | 2:11.235 | 2 |
| 19 | 37 | Patrick Dehant | DOG RACING | BS | 2:09.736 | 5 | 2:10.241 | 6 | 2:10.462 | 7 | 2:10.516 | 4 | 2:12.804 | 3 |
| 20 | 69 | Tone Le | CCF | AS | 2:09.889 | 6 | 2:09.899 | 7 | 2:10.049 | 2 | 2:10.240 | 5 | 2:11.128 | 3 |
| 21 | 5 | Pierre Jean Reypin | ROSSELSP | AS | 2:10.082 | 5 | 2:10.622 | 4 | 2:10.728 | 3 | 2:11.396 | 7 | 2:12.168 | 9 |
| 22 | 17 | Sylvio Bossi | CCF | BS | 2:10.195 | 6 | 2:10.856 | 5 | 2:10.973 | 8 | 2:11.227 | 4 | 2:11.411 | 9 |
| 23 | 12 | Arnaud Griffon | PALM | AS | 2:10.272 | 9 | 2:10.447 | 7 | 2:10.888 | 5 | 2:11.657 | 8 | 2:11.731 | 3 |
| 24 | 24 | Henri Charpentier | CCF | AS | 2:10.521 | 3 | 2:12.177 | 5 | 2:12.359 | 4 | 2:13.255 | 6 | 2:13.360 | 9 |
| 25 | 20 | Franck Chahinian | PALM | AS | 2:10.595 | 6 | 2:10.927 | 9 | 2:11.096 | 8 | 2:11.342 | 5 | 2:11.406 | 3 |
| 26 | 26 | Bruno Foure | CCF | BS | 2:10.755 | 5 | 2:11.022 | 6 | 2:11.775 | 4 | 2:11.802 | 3 | 2:12.598 | 7 |
| 27 | 16 | Cyrille Baliki | PALM | AS | 2:11.134 | 7 | 2:11.279 | 2 | 2:11.742 | 4 | 2:11.838 | 3 | 2:12.240 | 5 |
| 28 | 32 | Jean Pierre Mignatelli | CCF | BS | 2:11.173 | 5 | 2:11.681 | 4 | 2:11.855 | 7 | 2:12.741 | 6 | 2:12.903 | 3 |
| 29 | 87 | Yann Gasparini | ST ELOI | AS | 2:11.187 | 6 | 2:11.582 | 5 | 2:12.215 | 8 | 2:12.379 | 3 | 2:12.566 | 7 |
| 30 | 61 | Michel Cloud | CCF | BS | 2:11.326 | 8 | 2:11.808 | 9 | 2:11.859 | 7 | 2:12.181 | 6 | 2:12.947 | 2 |
| 31 | 57 | Philippe Simon | PALM | BS | 2:11.404 | 4 | 2:11.627 | 5 | 2:11.907 | 9 | 2:11.926 | 8 | 2:12.028 | 3 |
| 32 | 72 | Nicolas Cottancin | CCF | AS | 2:11.472 | 5 | 2:12.115 | 6 | 2:12.407 | 4 | 2:12.679 | 8 | 2:12.948 | 7 |
| 33 | 96 | Hervé Cordel | CCF | AS | 2:11.488 | 3 | 2:11.526 | 7 | 2:11.554 | 4 | 2:11.904 | 5 | 2:11.940 | 6 |
| 34 | 38 | Claude Boueix | DOG RACING | BS | 2:13.009 | 6 | 2:13.530 | 8 | 2:13.635 | 5 | 2:13.737 | 7 | 2:14.622 | 2 |
| 35 | 2 | François Jaffredo | ROSSELSP | AS | 2:15.909 | 3 | 2:16.081 | 5 | 2:16.323 | 4 | 2:16.643 | 6 | 2:17.711 | 2 |



Autodromo Nazionale Monza
Caterham Cup
Qualifying - 2
Best 5 Top Speeds



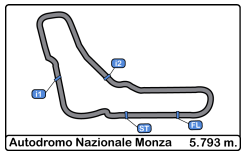
| Cls | N° | Driver | Team | Class | Top 1 | | Top 2 | | Top 3 | | Top 4 | | Top 5 | | Avg |
|-----|----|------------------------|------------|-------|-------|-----|-------|-----|-------|-----|-------|-----|-------|-----|-------|
| | | | | | Km/h | Lap | Km/h | Lap | Km/h | Lap | Km/h | Lap | Km/h | Lap | |
| 1 | 98 | Olivier Guerin | CCF | AS | 216.8 | 3 | 214.7 | 8 | 213.8 | 4 | 212.1 | 2 | 209.7 | 7 | 213.4 |
| 2 | 12 | Arnaud Griffon | PALM | AS | 216.4 | 9 | 214.2 | 4 | 213.0 | 5 | 211.7 | 7 | 209.7 | 2 | 213.0 |
| 3 | 23 | Pascal Wehrlen | PALM | AS | 216.4 | 9 | 215.5 | 4 | 215.5 | 10 | 214.7 | 7 | 214.2 | 6 | 215.3 |
| 4 | 3 | Rémi Sauget | PALM | AS | 215.5 | 5 | 213.8 | 7 | 202.6 | 3 | 198.8 | 4 | 196.0 | 8 | 205.3 |
| 5 | 6 | Antoine Miquel | CCF | AS | 215.5 | 10 | 214.7 | 6 | 212.1 | 8 | 210.9 | 3 | 200.3 | 2 | 210.7 |
| 6 | 16 | Cyrille Baliki | PALM | AS | 215.5 | 5 | 213.0 | 6 | 208.4 | 4 | 207.6 | 8 | 203.7 | 3 | 209.7 |
| 7 | 96 | Hervé Cordel | CCF | AS | 215.5 | 4 | 213.0 | 5 | 211.7 | 6 | 208.4 | 8 | 205.3 | 3 | 210.8 |
| 8 | 9 | Henri Bizet | PALM | AS | 215.1 | 7 | 215.1 | 8 | 214.2 | 4 | 213.0 | 6 | 212.1 | 5 | 213.9 |
| 9 | 29 | Eric Moussier | IND | AS | 214.7 | 8 | 214.2 | 4 | 213.4 | 9 | 209.7 | 10 | 206.8 | 7 | 211.8 |
| 10 | 60 | Francis Chatelain | PALM | AS | 214.7 | 8 | 208.4 | 3 | 201.8 | 2 | 198.1 | 4 | 197.4 | 6 | 204.1 |
| 11 | 92 | Olivier Loï | ST ELOI | AS | 214.7 | 4 | 213.8 | 9 | 212.5 | 2 | 208.8 | 3 | 208.4 | 7 | 211.7 |
| 12 | 15 | Arnaud Mignatelli | CCF | AS | 214.2 | 9 | 210.5 | 4 | 207.6 | 8 | 206.1 | 5 | 190.4 | 2 | 205.8 |
| 13 | 21 | Bruno Aveque | CCF | AS | 213.8 | 3 | 210.5 | 2 | 210.5 | 4 | 201.8 | 7 | 197.0 | 9 | 206.7 |
| 14 | 87 | Yann Gasparini | ST ELOI | AS | 213.8 | 4 | 210.1 | 3 | 203.3 | 7 | 201.4 | 9 | 194.2 | 6 | 204.6 |
| 15 | 17 | Sylvio Bossi | CCF | BS | 213.4 | 9 | 211.3 | 5 | 209.3 | 4 | 209.3 | 8 | 207.6 | 3 | 210.2 |
| 16 | 38 | Claude Boueix | DOG RACING | BS | 213.0 | 3 | 212.5 | 2 | 210.5 | 9 | 204.9 | 6 | 204.5 | 4 | 209.1 |
| 17 | 61 | Michel Cloud | CCF | BS | 212.5 | 3 | 212.5 | 4 | 210.9 | 9 | 209.7 | 2 | 208.0 | 6 | 210.7 |
| 18 | 48 | Alain Girardot | CCF | BS | 212.1 | 3 | 210.1 | 5 | 208.8 | 2 | 208.0 | 8 | 206.5 | 9 | 209.1 |
| 19 | 57 | Philippe Simon | PALM | BS | 212.1 | 7 | 208.8 | 8 | 202.2 | 6 | 198.1 | 9 | 193.5 | 5 | 203.0 |
| 20 | 37 | Patrick Dehant | DOG RACING | BS | 211.7 | 6 | 211.3 | 7 | 210.5 | 8 | 210.1 | 5 | 206.5 | 2 | 210.0 |
| 21 | 2 | François Jaffredo | ROSSELSP | AS | 210.9 | 2 | 195.2 | 4 | 193.2 | 7 | 192.8 | 3 | 187.1 | 6 | 195.8 |
| 22 | 4 | Bruno Georgeon | ROSSELSP | AS | 210.9 | 6 | 210.5 | 4 | 202.6 | 3 | 198.8 | 8 | 193.8 | 5 | 203.3 |
| 23 | 5 | Pierre Jean Reypin | ROSSELSP | AS | 210.9 | 7 | 201.4 | 8 | 200.7 | 3 | 199.6 | 6 | 193.5 | 5 | 201.2 |
| 24 | 11 | Frederic Allaire | ST ELOI | AS | 210.9 | 6 | 210.1 | 7 | 210.1 | 9 | 209.7 | 8 | 208.8 | 3 | 209.9 |
| 25 | 24 | Henri Charpentier | CCF | AS | 210.9 | 5 | 210.1 | 4 | 207.6 | 7 | 207.2 | 8 | 206.5 | 6 | 208.5 |
| 26 | 32 | Jean Pierre Mignatelli | CCF | BS | 210.1 | 9 | 206.5 | 3 | 205.3 | 8 | 204.9 | 5 | 201.8 | 4 | 205.7 |
| 27 | 7 | Laura Chatelain | CCF | AS | 209.7 | 6 | 203.7 | 5 | 201.1 | 4 | 200.7 | 9 | 199.6 | 3 | 202.9 |
| 28 | 20 | Franck Chahinian | PALM | AS | 209.7 | 7 | 208.8 | 8 | 204.9 | 3 | 196.0 | 4 | 196.0 | 9 | 203.1 |
| 29 | 40 | Alexis Gronier | DOG RACING | AS | 209.7 | 7 | 209.3 | 8 | 204.5 | 5 | 199.2 | 3 | 195.6 | 2 | 203.6 |
| 30 | 72 | Nicolas Cottancin | CCF | AS | 209.3 | 3 | 204.9 | 8 | 202.2 | 9 | 195.6 | 6 | 195.2 | 4 | 201.4 |
| 31 | 99 | Loic Martinez | CCF | BS | 208.4 | 4 | 208.4 | 9 | 202.2 | 8 | 200.0 | 2 | 199.2 | 3 | 203.6 |
| 32 | 75 | Alexandre Pinto | ST ELOI | AS | 208.0 | 4 | 207.6 | 5 | 199.6 | 6 | 198.5 | 2 | 174.7 | 3 | 197.7 |
| 33 | 69 | Tone Le | CCF | AS | 207.6 | 6 | 204.5 | 9 | 203.0 | 8 | 199.6 | 7 | 196.3 | 3 | 202.2 |
| 34 | 41 | Pascal Meignan | ST ELOI | AS | 204.9 | 4 | 192.1 | 8 | 189.4 | 7 | 187.8 | 3 | 187.5 | 9 | 192.3 |
| 35 | 26 | Bruno Foure | CCF | BS | 198.8 | 9 | 190.4 | 6 | 183.9 | 5 | 182.1 | 4 | 182.1 | 7 | 187.5 |



Autodromo Nazionale Monza
Caterham Cup
Qualifying - 2
Fastest Laps Sequence




| Lap | Time of Day | Session Time | N° | Driver | Team | Class | Time | Km/h |
|-----|--------------|--------------|----|----------------|------|-------|-----------------|-------|
| 2 | 10:29:41.291 | 4:41.291 | 6 | Antoine Miquel | CCF | AS | 2:09.520 | 161.0 |
| 2 | 10:30:01.367 | 5:01.367 | 23 | Pascal Wehrlen | PALM | AS | 2:08.308 | 162.5 |
| 3 | 10:32:09.182 | 7:09.182 | 23 | Pascal Wehrlen | PALM | AS | 2:07.815 | 163.1 |
| 4 | 10:34:18.392 | 9:18.392 | 9 | Henri Bizet | PALM | AS | 2:07.353 | 163.7 |
| 6 | 10:38:35.781 | 13:35.781 | 9 | Henri Bizet | PALM | AS | 2:07.213 | 163.9 |
| 8 | 10:42:52.184 | 17:52.184 | 9 | Henri Bizet | PALM | AS | 2:07.006 | 164.2 |



Autodromo Nazionale Monza
Caterham Cup
Qualifying - 2
Event Best Maximum Speed



| N° | Driver | Team | Class | Km/h | Session |
|-----|------------------------|------------|-------|-------|----------------|
| 98 | Olivier Guerin | CCF | AS | 216.8 | Qualifying - 2 |
| 9 | Henri Bizet | PALM | AS | 216.4 | Free practice |
| 23 | Pascal Wehrlen | PALM | AS | 216.4 | Free practice |
| 96 | Hervé Cordel | CCF | AS | 216.4 | Qualifying - 1 |
| 32 | Jean Pierre Mignatelli | CCF | BS | 216.4 | Race - 1 |
| 12 | Arnaud Griffon | PALM | AS | 216.4 | Qualifying - 2 |
| 60 | Francis Chatelain | PALM | AS | 216.0 | Free practice |
| 15 | Arnaud Mignatelli | CCF | AS | 216.0 | Free practice |
| 6 | Antoine Miquel | CCF | AS | 216.0 | Free practice |
| 233 | Gilles Charpentier | CCF | AS | 216.0 | Qualifying - 1 |
| 3 | Rémi Sauget | PALM | AS | 216.0 | Qualifying - 1 |
| 75 | Alexandre Pinto | ST ELOI | AS | 216.0 | Qualifying - 1 |
| 40 | Alexis Gronier | DOG RACING | AS | 216.0 | Race - 1 |
| 92 | Olivier Loï | ST ELOI | AS | 215.5 | Qualifying - 1 |
| 21 | Bruno Aveque | CCF | AS | 215.5 | Race - 1 |
| 16 | Cyrille Baliki | PALM | AS | 215.5 | Qualifying - 2 |
| 37 | Patrick Dehant | DOG RACING | BS | 215.1 | Qualifying - 1 |
| 11 | Frederic Allaire | ST ELOI | AS | 215.1 | Qualifying - 1 |
| 29 | Eric Moussier | IND | AS | 215.1 | Race - 1 |
| 20 | Franck Chahinian | PALM | AS | 215.1 | Race - 1 |
| 38 | Claude Boueix | DOG RACING | BS | 214.7 | Qualifying - 1 |
| 24 | Henri Charpentier | CCF | AS | 214.7 | Race - 1 |
| 48 | Alain Girardot | CCF | BS | 214.2 | Qualifying - 1 |
| 7 | Laura Chatelain | CCF | AS | 214.2 | Race - 1 |
| 69 | Tone Le | CCF | AS | 213.8 | Free practice |
| 41 | Pascal Meignan | ST ELOI | AS | 213.8 | Qualifying - 1 |
| 5 | Pierre Jean Reypin | ROSSELSP | AS | 213.8 | Race - 1 |
| 87 | Yann Gasparini | ST ELOI | AS | 213.8 | Qualifying - 2 |
| 2 | François Jaffredo | ROSSELSP | AS | 213.4 | Qualifying - 1 |
| 17 | Sylvio Bossi | CCF | BS | 213.4 | Qualifying - 2 |
| 4 | Bruno Georgeon | ROSSELSP | AS | 212.5 | Free practice |
| 72 | Nicolas Cottancin | CCF | AS | 212.5 | Race - 1 |
| 61 | Michel Cloud | CCF | BS | 212.5 | Qualifying - 2 |
| 57 | Philippe Simon | PALM | BS | 212.1 | Qualifying - 2 |
| 99 | Loic Martinez | CCF | BS | 210.9 | Free practice |
| 14 | Jean Paul Gobba | CCF | BS | 210.5 | Free practice |
| 26 | Bruno Fouré | CCF | BS | 209.3 | Qualifying - 1 |



Autodromo Nazionale Monza
Caterham Cup
Qualifying - 2
Pit Stop Analysis



2 François Jaffredo AS ROSSELS

| Nr. | In Day Time | In Time | Out Time | Pit Time | T. Pit Time | Handicap | Penalty |
|-----|--------------|--------------|--------------|----------|-------------|----------|---------|
| 1 | 10:41:35.591 | 10:41:35.591 | 10:44:03.153 | 2:27.562 | 2:27.562 | | |


15 Arnaud Mignatelli AS CCF

| Nr. | In Day Time | In Time | Out Time | Pit Time | T. Pit Time | Handicap | Penalty |
|-----|--------------|--------------|--------------|----------|-------------|----------|---------|
| 1 | 10:39:10.894 | 10:39:10.894 | 10:40:07.683 | 56.789 | 56.789 | | |

75 Alexandre Pinto AS ST ELOI

| Nr. | In Day Time | In Time | Out Time | Pit Time | T. Pit Time | Handicap | Penalty |
|-----|--------------|--------------|--------------|----------|-------------|----------|---------|
| 1 | 10:30:55.363 | 10:30:55.363 | 10:37:29.658 | 6:34.295 | 6:34.295 | | |

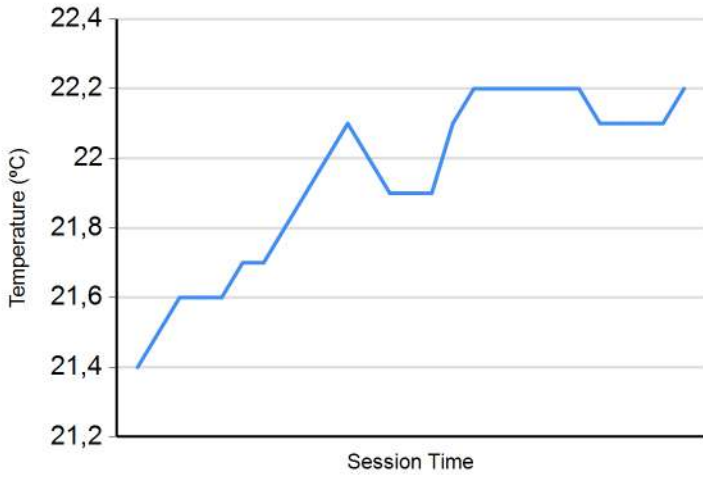




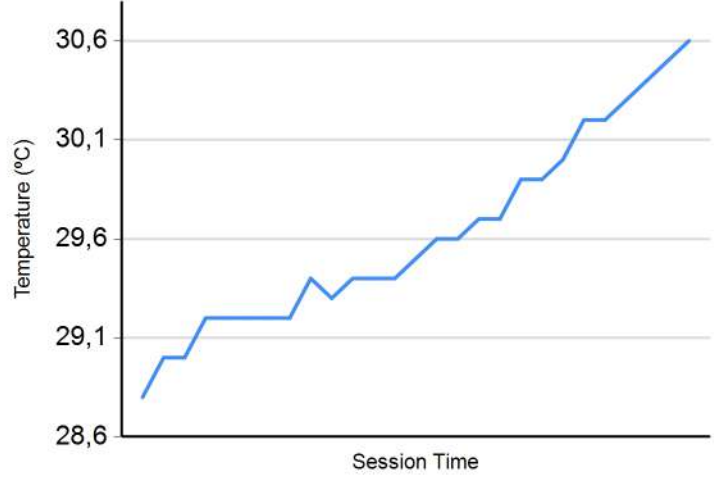
Autodromo Nazionale Monza
Caterham Cup
Qualifying - 2
Weather Report



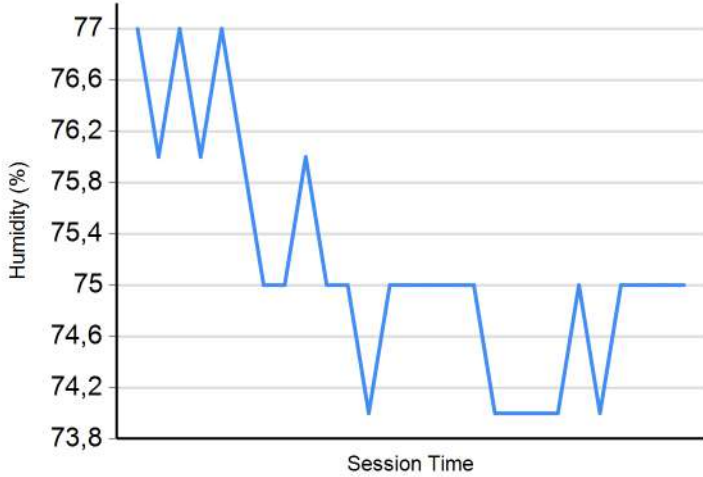
Air Temperature



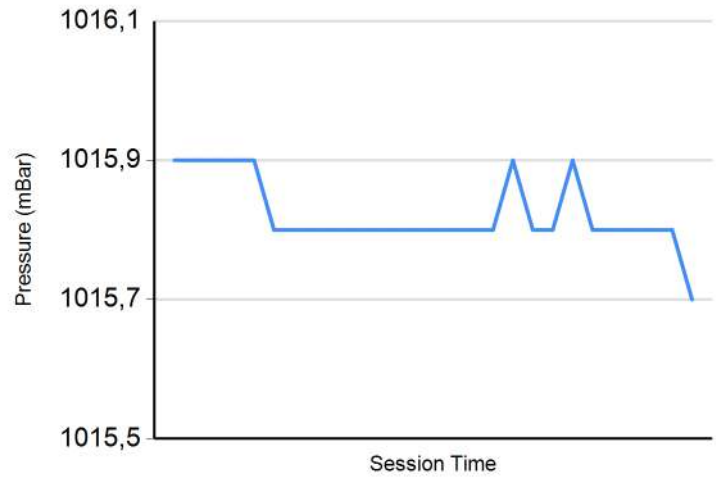
Track Temperature



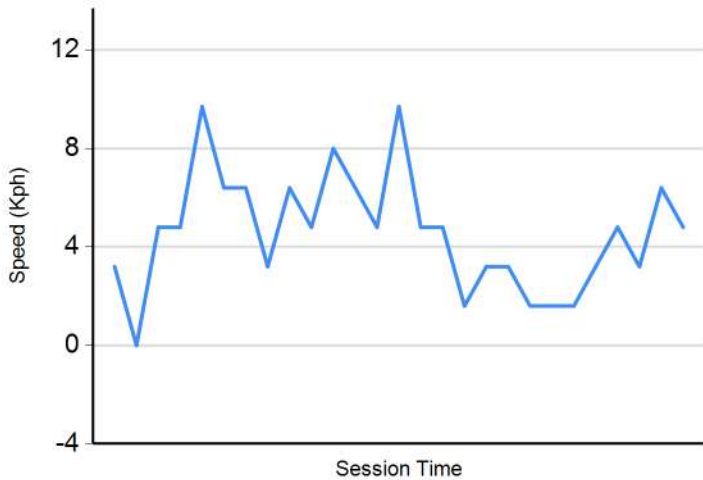
Humidity



Pressure



Wind Speed



Wind direction

North = 0°/360° Est = 90° South = 180° West = 270°

