

Circuit de Barcelona

Caterham Cup 420R

Free Practice

Provisional Results



Barcelona 4.675 m.

Clas	Nº	Driver	Nat	Team	Nat	Vehicle	Cat	Clas	Laps	Best	Time	Gap	Interval	Km/h
1	7	Vincent Beltoise	FRA	CCF	FRA		B	1	15	5	2:00.553			139.6
2	44	Adrien Catelin	FRA	CCF	FRA		A	1	17	7	2:00.759	0.206	0.206	139.3
3	29	Eric Moussier	FRA	CCF	FRA		A	2	14	5	2:00.963	0.410	0.204	139.1
4	88	Tom Verdier	FRA	ROSSELSP	FRA		A	3	14	12	2:01.304	0.751	0.341	138.7
5	9	Henri Bizet	FRA	PALM	FRA		A	4	14	8	2:01.571	1.018	0.267	138.4
6	12	Arnaud Griffon	FRA	ARKADIA RACING	FRA		A	5	14	13	2:02.448	1.895	0.877	137.4
7	39	Stephane Guerin	FRA	ARKADIA RACING	FRA		A	6	14	13	2:02.493	1.940	0.045	137.3
8	20	Franck Chahinian	FRA	ARKADIA RACING	FRA		A	7	13	12	2:02.581	2.028	0.088	137.2
9	60	Francis Chatelain	FRA	PALM	FRA		B	2	17	11	2:02.674	2.121	0.093	137.1
10	17	Frederic Attia	FRA	CCF	FRA		A	8	15	14	2:02.761	2.208	0.087	137.0
11	77	Arnaud Mignatelli	FRA	CCF	FRA		A	9	15	9	2:02.779	2.226	0.018	137.0
12	51	Alain Girardot	FRA	CCF	FRA		B	3	17	16	2:03.043	2.490	0.264	136.7
13	75	Alexandre Pinto	FRA	ST ELOI	FRA		A	10	16	13	2:03.164	2.611	0.121	136.6
14	80	Sébastien Montagne	FRA	ST ELOI	FRA		A	11	15	15	2:03.223	2.670	0.059	136.5
15	92	Olivier Loi	FRA	ST ELOI	FRA		B	4	16	15	2:03.464	2.911	0.241	136.3
16	11	Remy Schmied	FRA	IND	FRA		A	12	15	14	2:03.890	3.337	0.426	135.8
17	15	Henri Charpentier	FRA	CCF	FRA		A	13	15	14	2:03.917	3.364	0.027	135.8
18	98	Olivier Guerin	FRA	CCF	FRA		A	14	15	10	2:03.923	3.370	0.006	135.8
19	41	Pascal Meignan	FRA	ST ELOI	FRA		B	5	17	16	2:04.248	3.695	0.325	135.4
20	65	Christophe Vidal	FRA	IND	FRA		A	15	15	4	2:04.309	3.756	0.061	135.3
21	24	Bertrand Semaille	FRA	CCF	FRA		A	16	14	8	2:04.544	3.991	0.235	135.1
22	32	Jean-Pierre Mignatelli	FRA	CCF	FRA		B	6	16	15	2:04.573	4.020	0.029	135.1
23	68	Christophe Antoni	FRA	IND	FRA		A	17	13	9	2:04.625	4.072	0.052	135.0
24	71	Laurent Bouterin	FRA	IND	FRA		A	18	17	10	2:05.035	4.482	0.410	134.6
25	70	Thomas Bouterin	FRA	ST ELOI	FRA		A	19	14	13	2:05.088	4.535	0.053	134.5
26	27	Harald Mag	FRA	CCF	FRA		A	20	15	12	2:05.177	4.624	0.089	134.4
27	81	Francois Xavier Fleury	FRA	ST ELOI	FRA		A	21	16	15	2:05.387	4.834	0.210	134.2
28	38	Claude Boueix	FRA	DOG RACING	FRA		B	7	14	13	2:05.605	5.052	0.218	133.9
29	61	Michel Cloud	FRA	CCF	FRA		B	8	15	13	2:06.959	6.406	1.354	132.5
30	21	Sylvio Bossi	FRA	CCF	FRA		B	9	16	15	2:08.133	7.580	1.174	131.3
31	86	Pierre-Gilles Gauthier	FRA	ST ELOI	FRA		A	22	16	9	2:09.202	8.649	1.069	130.2
32	13	Norbert Paprocki	FRA	ST ELOI	FRA		B	10	14	13	2:09.271	8.718	0.069	130.1
33	26	Gilles Charpentier	FRA	CCF	FRA		B	11	12	11	2:09.508	8.955	0.237	129.9

Published at:.....

Track Temp: 23.8 °C Air Temp: 20.1 °C Humidity: 64 % Track Status: DRY

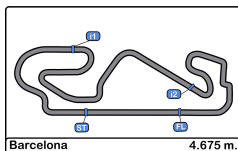
Stewards:

Race Director:

Timekeeper:

Luis Angel Garcia Nunez  
JOB/I-0020-ESP





**Circuit de Barcelona**  
**Caterham Cup 420R**  
**Free Practice**  
**Provisional Results by Category**



Clas	Nº	Driver	Nat	Team	Nat	Vehicle	Cat	Clas	Laps	Best	Time	Gap	Interval	Km/h
<b>A</b>														
1	44	Adrien Catelin	FRA	CCF	FRA		A	1	17	7	2:00.759			139.3
2	29	Eric Moussier	FRA	CCF	FRA		A	2	14	5	2:00.963	0.204	0.204	139.1
3	88	Tom Verdier	FRA	ROSSELSP	FRA		A	3	14	12	2:01.304	0.545	0.341	138.7
4	9	Henri Bizet	FRA	PALM	FRA		A	4	14	8	2:01.571	0.812	0.267	138.4
5	12	Arnaud Griffon	FRA	ARKADIA RACING	FRA		A	5	14	13	2:02.448	1.689	0.877	137.4
6	39	Stephane Guerin	FRA	ARKADIA RACING	FRA		A	6	14	13	2:02.493	1.734	0.045	137.3
7	20	Franck Chahinian	FRA	ARKADIA RACING	FRA		A	7	13	12	2:02.581	1.822	0.088	137.2
8	17	Frederic Attia	FRA	CCF	FRA		A	8	15	14	2:02.761	2.002	0.180	137.0
9	77	Arnaud Mignatelli	FRA	CCF	FRA		A	9	15	9	2:02.779	2.020	0.018	137.0
10	75	Alexandre Pinto	FRA	ST ELOI	FRA		A	10	16	13	2:03.164	2.405	0.385	136.6
11	80	Sébastien Montagne	FRA	ST ELOI	FRA		A	11	15	15	2:03.223	2.464	0.059	136.5
12	11	Remy Schmied	FRA	IND	FRA		A	12	15	14	2:03.890	3.131	0.667	135.8
13	15	Henri Charpentier	FRA	CCF	FRA		A	13	15	14	2:03.917	3.158	0.027	135.8
14	98	Olivier Guerin	FRA	CCF	FRA		A	14	15	10	2:03.923	3.164	0.006	135.8
15	65	Christophe Vidal	FRA	IND	FRA		A	15	15	4	2:04.309	3.550	0.386	135.3
16	24	Bertrand Semaille	FRA	CCF	FRA		A	16	14	8	2:04.544	3.785	0.235	135.1
17	68	Christophe Antoni	FRA	IND	FRA		A	17	13	9	2:04.625	3.866	0.081	135.0
18	71	Laurent Bouterin	FRA	IND	FRA		A	18	17	10	2:05.035	4.276	0.410	134.6
19	70	Thomas Bouterin	FRA	ST ELOI	FRA		A	19	14	13	2:05.088	4.329	0.053	134.5
20	27	Harald Mag	FRA	CCF	FRA		A	20	15	12	2:05.177	4.418	0.089	134.4
21	81	Francois Xavier Fleury	FRA	ST ELOI	FRA		A	21	16	15	2:05.387	4.628	0.210	134.2
22	86	Pierre-Gilles Gauthier	FRA	ST ELOI	FRA		A	22	16	9	2:09.202	8.443	3.815	130.2

<b>B</b>														
1	7	Vincent Beltoise	FRA	CCF	FRA		B	1	15	5	2:00.553			139.6
2	60	Francis Chatelain	FRA	PALM	FRA		B	2	17	11	2:02.674	2.121	2.121	137.1
3	51	Alain Girardot	FRA	CCF	FRA		B	3	17	16	2:03.043	2.490	0.369	136.7
4	92	Olivier Loi	FRA	ST ELOI	FRA		B	4	16	15	2:03.464	2.911	0.421	136.3
5	41	Pascal Meignan	FRA	ST ELOI	FRA		B	5	17	16	2:04.248	3.695	0.784	135.4
6	32	Jean-Pierre Mignatelli	FRA	CCF	FRA		B	6	16	15	2:04.573	4.020	0.325	135.1
7	38	Claude Boueix	FRA	DOG RACING	FRA		B	7	14	13	2:05.605	5.052	1.032	133.9
8	61	Michel Cloud	FRA	CCF	FRA		B	8	15	13	2:06.959	6.406	1.354	132.5
9	21	Sylvio Bossi	FRA	CCF	FRA		B	9	16	15	2:08.133	7.580	1.174	131.3
10	13	Norbert Paprocki	FRA	ST ELOI	FRA		B	10	14	13	2:09.271	8.718	1.138	130.1
11	26	Gilles Charpentier	FRA	CCF	FRA		B	11	12	11	2:09.508	8.955	0.237	129.9

Published at:.....

Track Temp: 23.8 °C Air Temp: 20.1 °C Humidity: 64 % Track Status: DRY

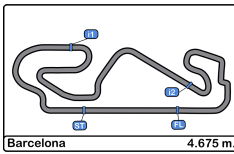
Stewards:

Race Director:

Timekeeper:

Luis Angel Garcia Nuñez  
 JOB/I-0020-ESP





Circuit de Barcelona

Caterham Cup 420R

Free Practice

Lap Analysis



7 Vincent Beltoise 12 Arnaud Griffon

B							CCF						A			ARKADIA RACING		
Lap	D	Time	Sector 1	Sector 2	Sector 3	T. Spd	Elapsed	Lap	D	Time	Sector 1	Sector 2	Sector 3	T. Spd	Elapsed			
1		15:34:11.615	15:32:40.563	50.363	40.689	126.4	15:34:11.615	1		15:33:32.693	15:32:03.110	48.740	40.843	145.3	15:33:32.693			
2		2:02.279	36.516	46.582	39.181	212.5	15:36:13.894	2		2:06.165	36.167	47.945	42.053	216.0	15:35:38.858			
3		2:02.770	35.789	46.069	40.912	212.5	15:38:16.664	3		2:05.894	36.548	47.623	41.723	210.1	15:37:44.752			
4		2:00.711	35.550	46.152	39.009	213.4	15:40:17.375	4		2:04.824	37.151	47.088	40.585	213.4	15:39:49.576			
5		2:00.553	35.433	46.123	38.997	212.1	15:42:17.928	5		2:03.005	36.129	47.001	39.875	212.5	15:41:52.581			
6		2:19.281 P	35.531	45.941	57.809	211.7	15:44:37.209	6		2:03.427	36.187	47.214	40.026	212.5	15:43:56.008			
7		7:47.930	6:20.537	46.649	40.744	155.1	15:52:25.139	7		2:02.944	36.106	46.992	39.846	211.7	15:45:58.952			
8		2:03.183	35.611	47.935	39.637	211.7	15:54:28.322	8		2:03.326	36.439	46.886	40.001	212.1	15:48:02.278			
9		2:02.161	35.768	46.491	39.902	210.1	15:56:30.483	9		2:24.532 P	36.052	49.247	59.233	208.0	15:50:26.810			
10		2:01.766	35.497	46.104	40.165	214.2	15:58:32.249	10		8:23.772 P	6:43.590	48.365	51.817	150.6	15:58:50.582			
11		2:02.299	36.025	46.450	39.824	210.9	16:00:34.548	11		3:09.319	1:40.906	47.263	41.150	136.3	16:01:59.901			
12		2:02.155	36.225	46.570	39.360	213.0	16:02:36.703	12		2:04.140	36.510	47.845	39.785	212.5	16:04:04.041			
13		2:02.438	36.099	46.817	39.522	209.3	16:04:39.141	13		2:02.448	35.792	46.619	40.037	216.4	16:06:06.489			
14		2:01.210	35.636	46.558	39.016	208.4	16:06:40.351	14		2:41.245 P	36.062	54.125	1:11.058	209.3	16:08:47.734			
15		2:41.890 P	35.857	52.562	1:13.471	211.3	16:09:22.241											

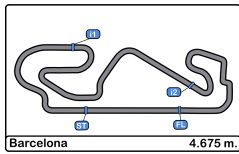
9 Henri Bizet 13 Norbert Paprocki

A							PALM						B			ST ELOI		
Lap	D	Time	Sector 1	Sector 2	Sector 3	T. Spd	Elapsed	Lap	D	Time	Sector 1	Sector 2	Sector 3	T. Spd	Elapsed			
1		15:33:29.446	15:31:58.646	50.638	40.162	137.4	15:33:29.446	1		15:34:20.830	15:32:44.602	51.751	44.477	125.5	15:34:20.830			
2		2:05.070	36.439	48.124	40.507	217.7	15:35:34.516	2		2:12.477	38.792	51.447	42.238	212.5	15:36:33.307			
3		2:03.938	36.030	47.832	40.076	216.0	15:37:38.454	3		2:11.031	38.138	49.958	42.935	212.5	15:38:44.338			
4		2:03.085	36.408	46.997	39.680	208.0	15:39:41.539	4		2:11.440	38.122	49.979	43.339	212.5	15:40:55.778			
5		2:02.349	35.599	47.137	39.613	217.3	15:41:43.888	5		2:09.537	38.087	49.901	41.549	210.9	15:43:05.315			
6		2:27.432 P	35.690	46.888	1:04.854	215.1	15:44:11.320	6		2:41.251 P	37.875	49.165	1:14.211	213.0	15:45:46.566			
7		10:19.001	8:33.736	1:04.243	41.022	106.5	15:54:30.321	7		4:48.351	3:16.070	49.927	42.354	147.9	15:50:34.917			
8		2:01.571	35.659	46.611	39.301	216.8	15:56:31.892	8		2:10.422	38.255	49.782	42.385	206.1	15:52:45.339			
9		2:02.196	36.168	46.478	39.550	210.1	15:58:34.088	9		2:10.340	38.276	49.402	42.662	207.2	15:54:55.679			
10		2:03.539	35.457	48.237	39.845	208.8	16:00:37.627	10		2:27.797 P	37.378	49.126	1:01.293	215.1	15:57:23.476			
11		2:01.707	35.717	46.448	39.542	214.7	16:02:39.334	11		5:51.953	4:20.407	49.231	42.315	143.6	16:03:15.429			
12		2:02.136	35.509	46.602	40.025	210.9	16:04:41.470	12		2:10.173	38.180	49.782	42.211	209.3	16:05:25.602			
13		2:01.871	35.678	46.564	39.629	215.1	16:06:43.341	13		2:09.271	37.428	49.747	42.096	215.5	16:07:34.873			
14		2:42.274 P	35.569	51.301	1:15.404	214.2	16:09:25.615	14		2:52.731 P	39.990	58.043	1:14.698	215.5	16:10:27.604			

11 Remy Schmied 15 Henri Charpentier

A							IND						A			CCF		
Lap	D	Time	Sector 1	Sector 2	Sector 3	T. Spd	Elapsed	Lap	D	Time	Sector 1	Sector 2	Sector 3	T. Spd	Elapsed			
1		15:34:33.559	15:32:54.172	50.352	49.035	147.7	15:34:33.559	1		15:34:38.662	15:32:53.900	52.138	52.624	135.5	15:34:38.662			
2		2:07.839	37.178	49.063	41.598	208.4	15:36:41.398	2		2:16.522	38.834	51.572	46.116	200.7	15:36:55.184			
3		2:08.197	36.625	48.190	43.382	211.7	15:38:49.595	3		2:14.094	37.708	53.105	43.281	216.4	15:39:09.278			
4		2:10.057	36.705	47.624	45.728	211.7	15:40:59.652	4		2:07.272	36.868	48.613	41.791	216.8	15:41:16.550			
5		2:13.815	36.381	55.090	42.344	214.2	15:43:13.467	5		2:05.370	36.501	47.860	41.009	213.0	15:43:21.920			
6		2:07.345	36.316	48.727	42.302	214.2	15:45:20.812	6		2:09.308	37.177	48.819	43.312	216.8	15:45:31.228			
7		2:05.939	36.818	47.831	41.290	209.7	15:47:26.751	7		2:06.827	36.617	48.267	41.943	215.5	15:47:38.055			
8		2:11.927	37.572	48.321	46.034	204.5	15:49:38.678	8		2:04.529	36.434	47.672	40.423	215.1	15:49:42.584			
9		2:11.307	41.995	48.886	40.426	159.2	15:51:49.985	9		2:08.752	36.791	50.393	41.568	214.7	15:51:51.336			
10		2:20.808 P	36.737	48.291	55.780	208.8	15:54:10.793	10		2:10.925	38.992	48.561	43.372	191.4	15:54:02.261			
11		6:11.761 P			7:07.541		16:00:22.554	11		2:09.751	36.853	48.485	44.413	210.1	15:56:12.012			
12		2:29.869	1:01.910	47.513	40.446	146.1	16:02:52.423	12		2:18.638 P	37.092	48.841	52.705	210.9	15:58:30.650			
13		2:04.736	37.117	47.154	40.465	217.3	16:04:57.159	13		6:48.294	5:19.523	47.620	41.151	147.1	16:05:18.944			
14		2:03.890	36.889	47.019	39.982	211.7	16:07:01.049	14		2:03.917	36.158	47.149	40.610	215.5	16:07:22.861			
15		2:37.447 P	36.637	50.238	1:10.572	210.1	16:09:38.496	15		2:57.417 P	36.106	1:06.168	1:15.143	217.3	16:10:20.278			





Circuit de Barcelona  
Caterham Cup 420R  
Free Practice  
Lap Analysis



17

Frederic Attia

24

Bertrand Semaille

A							A						
Lap	D	Time	Sector 1	Sector 2	Sector 3	T. Spd	Lap	D	Time	Sector 1	Sector 2	Sector 3	T. Spd
1		15:34:41.322	15:33:08.920	50.354	42.048	149.3	1		15:34:18.812	15:32:44.021	51.736	43.055	124.4
2		2:07.070	36.984	49.472	40.614	210.5	2		2:10.838	38.426	49.265	43.147	215.5
3		2:04.834	36.607	47.821	40.406	216.0	3		2:08.364	38.128	48.821	41.415	207.6
4		2:04.487	37.015	47.462	40.010	209.7	4		2:05.818	36.827	48.081	40.910	216.0
5		2:05.705	36.539	48.835	40.331	211.7	5		2:05.322	36.439	47.458	41.425	216.0
6		2:26.836 P	36.643	47.105	1:03.088	210.9	6		2:06.011	37.362	47.894	40.755	200.7
7		6:58.993	5:31.300	47.709	39.984	159.7	7		2:04.765	36.343	47.514	40.908	216.4
8		2:03.279	36.238	47.007	40.034	211.3	8		2:04.544	36.248	47.237	41.059	215.5
9		2:04.173	35.980	47.145	41.048	210.9	9		2:04.551	36.292	47.347	40.912	215.1
10		2:03.852	36.562	46.963	40.327	213.0	10		2:17.957 P	36.327	47.998	53.632	213.4
11		2:03.795	36.153	46.956	40.686	212.1	11		10:11.335	8:41.442	48.495	41.398	143.0
12		2:03.411	36.196	47.053	40.162	214.2	12		2:05.620	36.367	47.837	41.416	211.3
13		2:03.134	36.118	46.701	40.315	215.5	13		2:05.341	36.642	47.771	40.928	210.9
14		2:02.761	36.002	46.777	39.982	211.7	14		2:53.768 P	43.513	59.971	1:10.284	155.8
15		2:39.032 P	36.419	51.602	1:11.011	210.5	15		16:09:32.684				

20

Franck Chahinian

26

Gilles Charpentier

A							B						
Lap	D	Time	Sector 1	Sector 2	Sector 3	T. Spd	Lap	D	Time	Sector 1	Sector 2	Sector 3	T. Spd
1		15:33:28.769	15:31:59.510	49.015	40.244	148.3	1		15:38:33.510			15:38:33.510	
2		2:05.088	37.024	47.879	40.185	203.0	2		2:19.341			15:40:52.851	
3		2:11.595 P	36.638	48.329	46.628	206.8	3		2:16.478			15:43:09.329	
4		6:21.987	4:53.440	47.791	40.756	136.8	4		2:11.435			15:45:20.764	
5		2:04.582	36.725	47.258	40.599	204.9	5		2:09.844			15:47:30.608	
6		2:03.821	36.097	47.228	40.496	215.5	6		2:10.263			15:49:40.871	
7		2:15.471 P	36.344	47.402	51.725	212.1	7		2:11.882			15:51:52.753	
8		8:00.250	6:30.755	47.720	41.775	125.1	8		2:10.244			15:54:02.997	
9		2:03.791	35.811	47.539	40.441	214.2	9		2:27.311 P			15:56:30.308	
10		2:03.457	36.549	46.914	39.994	207.2	10		8:54.227	7:22.922	48.217	43.088	151.0
11		2:03.277	36.000	47.373	39.904	212.1	11		2:09.508	37.539	50.014	41.955	208.0
12		2:02.581	35.908	47.023	39.650	212.1	12		2:49.822 P	38.698	58.838	1:12.286	206.5
13		2:44.056 P	35.774	51.216	1:17.066	214.7	13		16:09:28.725				

21

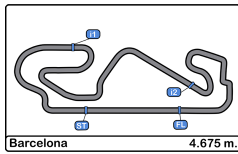
Sylvio Bossi

27

Harald Mag

B							A						
Lap	D	Time	Sector 1	Sector 2	Sector 3	T. Spd	Lap	D	Time	Sector 1	Sector 2	Sector 3	T. Spd
1		15:34:35.837	15:32:52.911	56.601	46.325	127.5	1		15:33:53.196	15:32:16.309	52.440	44.447	142.4
2		2:17.145	40.674	52.708	43.763	188.4	2		2:13.087	40.328	50.307	42.452	203.3
3		2:15.557	39.257	52.884	43.416	204.5	3		2:11.979	38.958	50.033	42.988	210.5
4		2:12.649	38.949	50.242	43.458	201.1	4		2:06.861	37.610	48.124	41.127	212.1
5		2:13.857	38.630	51.087	44.140	206.1	5		2:07.696	37.651	48.360	41.685	213.4
6		2:13.297	38.953	51.437	42.907	204.1	6		2:06.421	37.468	48.271	40.682	205.3
7		2:13.208	39.606	50.650	42.952	191.4	7		2:07.403	37.047	48.874	41.482	213.0
8		2:13.088	38.848	50.700	43.540	194.5	8		2:28.349 P	37.437	48.342	1:02.570	210.1
9		2:26.925 P	38.900	51.605	56.420	204.1	9		6:51.940	5:21.126	49.515	41.299	149.3
10		3:35.529	2:01.070	50.633	43.826	145.5	10		2:07.241	37.798	48.462	40.981	209.3
11		2:10.440	38.382	49.981	42.077	206.8	11		2:06.567	37.704	47.929	40.934	209.7
12		2:13.568	38.104	52.435	43.029	208.8	12		2:05.177	37.055	47.690	40.432	210.1
13		2:10.535	38.209	49.797	42.529	200.0	13		2:06.310	37.378	48.138	40.794	210.9
14		2:10.070	38.440	49.618	42.012	210.1	14		2:05.311	36.883	47.844	40.584	210.5
15		2:08.133	37.384	49.311	41.438	212.5	15		2:43.539 P	36.886	53.224	1:13.429	211.3
16		3:00.502 P	37.687	1:03.859	1:18.956	207.6	16		16:10:10.340				





Circuit de Barcelona  
Caterham Cup 420R  
Free Practice  
Lap Analysis



29

Eric Moussier

39

Stephane Guerin

A

CCF

A

ARKADIA RACING

Lap	D	Time	Sector 1	Sector 2	Sector 3	T. Spd	Elapsed	Lap	D	Time	Sector 1	Sector 2	Sector 3	T. Spd	Elapsed
1		15:33:31.937	15:32:00.214	51.334	40.389	124.4	15:33:31.937	1		15:33:46.942	15:32:15.539	49.814	41.589	145.9	15:33:46.942
2		2:06.415	36.215	48.375	41.825	213.8	15:35:38.352	2		2:05.499	37.424	47.715	40.360	207.2	15:35:52.441
3		2:03.232	36.021	47.681	39.530	212.5	15:37:41.584	3		2:03.584	36.203	47.169	40.212	211.3	15:37:56.025
4		2:02.602	35.853	47.425	39.324	215.1	15:39:44.186	4		2:03.771	36.255	47.590	39.926	213.0	15:39:59.796
5		<b>2:00.963</b>	35.351	<b>46.468</b>	<b>39.144</b>	213.0	15:41:45.149	5		2:02.961	36.086	47.048	39.827	212.1	15:42:02.757
6		2:03.552	35.712	47.115	40.725	212.1	15:43:48.701	6		2:04.788	37.119	47.537	40.132	206.8	15:44:07.545
7		2:17.452 P	37.938	47.067	52.447	185.8	15:46:06.153	7		2:02.795	35.899	47.081	39.815	210.5	15:46:10.340
8		6:20.119	4:53.251	46.876	39.992	160.0	15:52:26.272	8		2:18.990 P	35.997	46.966	56.027	214.2	15:48:29.330
9		2:01.632	<b>35.345</b>	46.697	39.590	216.0	15:54:27.904	9		10:00.955	8:33.258	47.230	40.467	126.3	15:58:30.285
10		2:02.846	35.650	47.041	40.155	213.4	15:56:30.750	10		2:04.608	36.124	47.998	40.486	211.7	16:00:34.893
11		2:02.773	35.885	47.245	39.643	210.1	15:58:33.523	11		2:03.192	36.229	47.448	<b>39.515</b>	213.0	16:02:38.085
12		2:18.190 P	35.561	48.254	54.375	209.3	16:00:51.713	12		2:03.642	35.912	47.847	39.883	216.4	16:04:41.727
13		6:16.360 P			7:10.735		16:07:08.073	13		<b>2:02.493</b>	35.892	<b>46.937</b>	39.664	212.5	16:06:44.220
14		3:32.435 P	1:11.358	59.537	1:21.540	146.5	16:10:40.508	14		2:43.261 P	<b>35.710</b>	51.061	1:16.490	216.8	16:09:27.481

32

Jean-Pierre Mignatelli

41

Pascal Meignan

B

CCF

B

ST ELOI

Lap	D	Time	Sector 1	Sector 2	Sector 3	T. Spd	Elapsed	Lap	D	Time	Sector 1	Sector 2	Sector 3	T. Spd	Elapsed
1		15:34:36.003	15:32:59.498	50.514	45.991	133.8	15:34:36.003	1		15:34:16.159	15:32:41.823	51.477	42.859	129.1	15:34:16.159
2		2:11.221	37.746	50.856	42.619	203.3	15:36:47.224	2		2:08.689	37.479	48.823	42.387	205.3	15:36:24.848
3		2:09.121	37.254	50.424	41.443	217.3	15:38:56.345	3		2:08.367	36.785	48.689	42.893	208.0	15:38:33.215
4		2:07.916	36.807	49.300	41.809	215.5	15:41:04.261	4		2:06.123	37.169	47.996	40.958	206.5	15:40:39.338
5		2:08.221	36.734	48.859	42.628	215.5	15:43:12.482	5		2:04.940	36.553	47.890	40.497	207.6	15:42:44.278
6		2:06.043	36.259	49.047	<b>40.737</b>	213.0	15:45:18.525	6		2:05.064	36.636	48.041	40.387	207.6	15:44:49.342
7		2:29.519 P	36.532	48.736	1:04.251	212.1	15:47:48.044	7		2:05.195	36.721	48.097	40.377	208.0	15:46:54.537
8		3:25.228	1:55.866	47.798	41.564	140.4	15:51:13.272	8		2:04.801	36.428	47.836	40.537	208.4	15:48:59.338
9		2:05.687	<b>36.255</b>	48.263	41.169	211.7	15:53:18.959	9		2:04.500	36.493	47.364	40.643	208.0	15:51:03.838
10		2:05.645	36.619	47.913	41.113	216.0	15:55:24.604	10		2:17.023 P	36.646	<b>47.266</b>	53.111	208.0	15:53:20.861
11		2:04.936	36.466	47.464	41.006	208.8	15:57:29.540	11		3:28.934	2:01.044	47.330	40.560	152.5	15:56:49.795
12		2:21.943 P	37.100	47.681	57.162	210.5	15:59:51.483	12		2:05.234	36.719	48.370	<b>40.145</b>	208.8	15:58:55.029
13		3:50.149	2:21.279	47.657	41.213	143.0	16:03:41.632	13		2:04.665	36.565	47.716	40.384	210.1	16:00:59.694
14		2:05.060	36.444	47.660	40.956	212.5	16:05:46.692	14		2:05.781	36.578	47.402	41.801	209.3	16:03:05.475
15		<b>2:04.573</b>	36.330	<b>47.453</b>	40.790	212.5	16:07:51.265	15		2:04.764	36.416	47.522	40.826	208.4	16:05:10.239
16		2:54.614 P	46.582	59.367	1:08.665	135.0	16:10:45.879	16		<b>2:04.248</b>	36.424	47.391	40.433	209.3	16:07:14.487
17		2:58.543 P			<b>36.288</b>						1:01.953		1:20.302	211.7	16:10:13.030

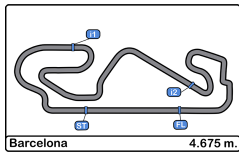
38

Claude Boueix

B

DOG RACING

Lap	D	Time	Sector 1	Sector 2	Sector 3	T. Spd	Elapsed
1		15:33:21.640	15:31:44.108	53.737	43.795	137.2	15:33:21.640
2		2:12.766	40.624	50.114	42.028	183.6	15:35:34.406
3		2:09.681	38.009	49.844	41.828	206.1	15:37:44.087
4		2:08.574	37.986	48.905	41.683	210.5	15:39:52.661
5		2:09.209	38.192	49.537	41.480	208.4	15:42:01.870
6		2:31.193 P	38.012	49.670	1:03.511	209.3	15:44:33.063
7		9:59.158	8:24.622	52.418	42.118	109.0	15:54:32.221
8		2:06.822	37.196	48.169	41.457	213.0	15:56:39.043
9		2:06.748	37.311	48.604	40.833	210.9	15:58:45.791
10		2:08.428	37.876	48.828	41.724	210.1	16:00:54.219
11		2:11.132	37.825	49.380	43.927	204.5	16:03:05.351
12		2:07.043	37.844	48.002	41.197	193.5	16:05:12.394
13		<b>2:05.605</b>	<b>37.071</b>	<b>47.934</b>	<b>40.600</b>	210.5	16:07:17.999
14		3:00.657 P	37.116	1:08.067	1:15.474	210.5	16:10:18.656



Circuit de Barcelona  
Caterham Cup 420R  
Free Practice  
Lap Analysis



44

Adrien Catelin

60

Francis Chatelain

A							CCF		B					PALM	
Lap	D	Time	Sector 1	Sector 2	Sector 3	T. Spd	Elapsed	Lap	D	Time	Sector 1	Sector 2	Sector 3	T. Spd	Elapsed
1		15:33:30.520	15:31:59.193	51.114	40.213	140.2	15:33:30.520	1		15:33:38.834	15:32:09.175	48.589	41.070	146.1	15:33:38.834
2		2:04.738	36.443	47.918	40.377	215.5	15:35:35.258	2		2:05.577	36.573	47.889	41.115	211.7	15:35:44.411
3		2:03.476	35.992	47.280	40.204	212.5	15:37:38.734	3		2:04.697	36.707	47.254	40.736	211.7	15:37:49.108
4		2:01.803	35.448	46.956	39.399	214.2	15:39:40.537	4		2:04.585	36.510	47.137	40.938	214.2	15:39:53.693
5		2:01.444	35.736	46.260	39.448	210.5	15:41:41.981	5		2:04.847	37.006	47.512	40.329	212.5	15:41:58.540
6		2:07.114	35.519	49.364	42.231	210.9	15:43:49.095	6		2:03.621	36.482	47.167	39.972	211.7	15:44:02.161
7		2:00.759	35.300	46.240	39.219	216.8	15:45:49.854	7		2:03.754	36.264	47.266	40.224	211.7	15:46:05.915
8		2:12.002 P	35.639	46.728	49.635	216.8	15:48:01.856	8		2:03.303	36.296	47.133	39.874	211.7	15:48:09.218
9		4:23.634	2:56.474	46.681	40.479	156.2	15:52:25.490	9		2:20.705 P	36.287	47.101	57.317	212.1	15:50:29.923
10		2:03.453	35.603	47.006	40.844	207.6	15:54:28.943	10		4:01.222	2:15.947	1:03.440	41.835	115.0	15:54:31.145
11		2:02.024	35.480	46.545	39.999	212.1	15:56:30.967	11		2:02.674	36.070	46.726	39.878	213.4	15:56:33.819
12		2:02.123	35.882	46.556	39.685	209.7	15:58:33.090	12		2:03.118	36.231	46.596	40.291	216.0	15:58:36.937
13		2:02.327	35.436	47.288	39.603	213.4	16:00:35.417	13		2:04.045	36.116	47.321	40.608	210.9	16:00:40.982
14		2:01.903	35.689	46.611	39.603	214.2	16:02:37.320	14		2:05.334	36.102	47.180	42.052	216.0	16:02:46.316
15		2:01.485	35.457	46.668	39.360	215.5	16:04:38.805	15		2:03.468	36.141	47.251	40.076	214.2	16:04:49.784
16		2:02.542	36.389	46.684	39.469	212.5	16:06:41.347	16		2:03.049	36.255	46.847	39.947	212.5	16:06:52.833
17		2:42.080 P	35.591	51.778	1:14.711	214.7	16:09:23.427	17		2:43.375 P	37.429	52.751	1:13.195	200.3	16:09:36.208

51

Alain Girardot

61

Michel Cloud

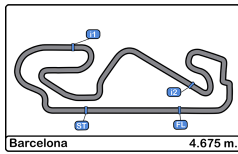
B							CCF		B					CCF	
Lap	D	Time	Sector 1	Sector 2	Sector 3	T. Spd	Elapsed	Lap	D	Time	Sector 1	Sector 2	Sector 3	T. Spd	Elapsed
1		15:34:36.683	15:33:00.873	51.079	44.731	139.1	15:34:36.683	1		15:34:11.533	15:32:27.080	57.688	46.765	124.2	15:34:11.533
2		2:08.693	37.498	49.585	41.610	210.9	15:36:45.376	2		2:19.432	39.818	54.533	45.081	188.4	15:36:30.965
3		2:06.161	36.480	47.966	41.715	210.9	15:38:51.537	3		2:12.927	38.968	51.120	42.839	197.0	15:38:43.892
4		2:04.744	36.292	47.004	41.448	211.7	15:40:56.281	4		2:12.107	39.239	50.028	42.840	210.9	15:40:55.999
5		2:04.415	35.960	47.322	41.133	216.4	15:43:00.696	5		2:10.770	38.196	50.229	42.345	212.5	15:43:06.769
6		2:03.786	36.353	47.291	40.142	211.7	15:45:04.482	6		2:09.296	37.352	49.233	42.711	214.2	15:45:16.065
7		2:03.646	36.224	47.050	40.372	212.1	15:47:08.128	7		2:10.119	38.429	49.337	42.353	208.8	15:47:26.184
8		2:03.176	35.992	47.200	39.984	211.7	15:49:11.304	8		2:09.027	37.885	48.402	42.740	210.9	15:49:35.211
9		2:03.671	36.521	47.025	40.125	212.5	15:51:14.975	9		2:23.846 P	38.198	49.587	56.061	212.1	15:51:59.057
10		2:03.063	36.016	46.988	40.059	215.5	15:53:18.038	10		4:22.278	2:50.065	49.759	42.454	150.2	15:56:21.335
11		3:12.040	45.426	1:27.278	59.336	213.0	15:56:30.078	11		2:10.077	37.738	49.786	42.553	212.1	15:58:31.412
12		2:04.405	37.495	46.857	40.053	201.8	15:58:34.483	12		2:07.689	36.870	49.843	40.976	210.1	16:00:39.101
13		2:04.722	35.754	48.060	40.908	210.5	16:00:39.205	13		2:06.959	36.939	48.069	41.951	216.4	16:02:46.060
14		2:04.147	35.946	47.911	40.290	215.5	16:02:43.352	14		2:07.224	37.826	48.318	41.080	195.2	16:04:53.284
15		2:06.820	39.737	46.976	40.107	162.4	16:04:50.172	15		2:26.475 P	37.093	48.233	1:01.149	215.5	16:07:19.759
16		2:03.043	36.182	46.898	39.963	213.8	16:06:53.215								
17		2:41.191 P	36.197	52.190	1:12.804	210.9	16:09:34.406								

65

Christophe Vidal

A							IND		
Lap	D	Time	Sector 1	Sector 2	Sector 3	T. Spd	Elapsed		
1		15:33:38.653	15:32:07.140	50.238	41.275	152.7	15:33:38.653		
2		2:07.153	37.446	48.543	41.164	200.0	15:35:45.806		
3		2:04.586	36.438	47.548	40.600	214.7	15:37:50.392		
4		2:04.309	36.090	47.838	40.381	216.4	15:39:54.701		
5		2:04.754	36.457	47.958	40.339	215.1	15:41:59.455		
6		2:04.390	36.333	47.815	40.242	216.4	15:44:03.845		
7		2:04.736	36.137	47.739	40.860	213.8	15:46:08.581		
8		2:19.942 P	36.516	48.048	55.378	210.9	15:48:28.523		
9		5:56.270	4:17.982	56.325	41.963	124.5	15:54:24.793		
10		2:05.601	36.862	47.957	40.782	207.2	15:56:30.394		
11		2:06.161	37.683	48.032	40.446	194.9	15:58:36.555		
12		2:04.889	36.452	47.855	40.582	215.1	16:00:41.444		
13		2:33.445 P	36.094	47.602	1:09.749	211.7	16:03:14.889		
14		4:04.078	2:35.459	48.040	40.579	151.6	16:07:18.967		
15		2:57.649 P	36.170	1:03.886	1:17.593	216.4	16:10:16.616		





Circuit de Barcelona  
Caterham Cup 420R  
Free Practice  
Lap Analysis



68

Christophe Antoni

75

Alexandre Pinto

A							IND	A							ST ELOI
Lap	D	Time	Sector 1	Sector 2	Sector 3	T. Spd	Elapsed	Lap	D	Time	Sector 1	Sector 2	Sector 3	T. Spd	Elapsed
1		15:34:31.473	15:32:53.966	49.891	47.616	151.4	15:34:31.473	1		15:33:28.694	15:31:56.538	50.769	41.387	142.2	15:33:28.694
2		2:09.802	38.325	49.460	42.017	204.5	15:36:41.275	2		2:07.330	37.685	48.004	41.641	196.0	15:35:36.024
3		2:11.421	37.620	51.075	42.726	209.3	15:38:52.696	3		2:04.108	36.420	47.288	40.400	215.1	15:37:40.132
4		2:09.076	38.171	49.473	41.432	215.1	15:41:01.772	4		2:03.976	36.339	47.266	40.371	210.9	15:39:44.108
5		2:07.823	36.667	48.886	42.270	214.2	15:43:09.595	5		2:03.457	36.062	47.024	40.371	214.7	15:41:47.565
6		2:06.989	36.791	48.472	41.726	214.7	15:45:16.584	6		2:36.599 P	36.187	47.304	1:13.108	211.3	15:44:24.164
7		2:09.040	37.153	49.016	42.871	216.0	15:47:25.624	7		5:05.874	3:37.475	48.232	40.167	127.6	15:49:30.038
8		2:06.419	37.539	48.359	40.521	207.2	15:49:32.043	8		2:04.764	36.716	47.483	40.565	204.9	15:51:34.802
9		2:04.625	36.309	47.685	40.631	215.5	15:51:36.668	9		2:04.094	36.593	47.314	40.187	205.7	15:53:38.896
10		2:21.254 P	36.610	48.354	56.290	216.0	15:53:57.922	10		2:05.452	36.609	48.137	40.706	205.7	15:55:44.348
11		10:05.861	8:35.400	48.843	41.618	159.5	16:04:03.783	11		2:03.613	36.072	47.388	40.153	209.7	15:57:47.961
12		2:05.831	37.247	47.648	40.936	200.7	16:06:09.614	12		2:04.743	37.122	47.266	40.355	206.5	15:59:52.704
13		2:23.398 P	36.715	48.064	58.619	212.1	16:08:33.012	13		2:03.164	35.932	47.222	40.010	212.1	16:01:55.868

70

Thomas Bouterin

A							ST ELOI
Lap	D	Time	Sector 1	Sector 2	Sector 3	T. Spd	Elapsed
1		15:34:17.827	15:32:43.476	51.779	42.572	124.7	15:34:17.827
2		2:13.243	40.119	50.890	42.234	208.4	15:36:31.070
3		2:07.659	37.253	49.149	41.257	211.3	15:38:38.729
4		2:05.922	36.963	48.213	40.746	215.5	15:40:44.651
5		2:05.515	36.568	48.152	40.795	215.5	15:42:50.166
6		2:05.480	36.693	48.024	40.763	214.7	15:44:55.646
7		2:15.116 P	36.858	47.943	50.315	210.5	15:47:10.762
8		5:51.808	4:22.707	48.103	40.998	152.9	15:53:02.570
9		2:06.855	36.772	48.287	41.796	206.5	15:55:09.425
10		2:05.618	36.709	48.103	40.806	206.8	15:57:15.043
11		2:05.548	36.867	47.854	40.827	207.2	15:59:20.591
12		2:05.224	36.906	47.960	40.358	206.8	16:01:25.815
13		2:05.088	36.560	47.726	40.802	206.8	16:03:30.903
14		2:16.769 P	36.812	48.041	51.916	207.2	16:05:47.672

71

Laurent Bouterin

A							IND
Lap	D	Time	Sector 1	Sector 2	Sector 3	T. Spd	Elapsed
1		15:33:22.152	15:31:45.226	53.465	43.461	122.3	15:33:22.152
2		2:16.718	40.777	51.247	44.694	176.7	15:35:38.870
3		2:08.117	37.468	48.663	41.986	195.2	15:37:46.987
4		2:06.543	36.819	48.622	41.102	213.0	15:39:53.530
5		2:08.813	37.552	49.615	41.646	201.8	15:42:02.343
6		2:09.031	37.924	49.628	41.479	201.8	15:44:11.374
7		2:07.842	36.931	48.790	42.121	212.5	15:46:19.216
8		2:20.183 P	37.371	49.031	53.781	210.5	15:48:39.399
9		4:32.666	3:02.588	48.703	41.375	141.1	15:53:12.065
10		2:05.035	36.473	48.115	40.447	215.1	15:55:17.100
11		2:06.442	36.794	49.019	40.629	211.3	15:57:23.542
12		2:06.546	36.747	48.694	41.105	211.3	15:59:30.088
13		2:06.958	37.197	48.826	40.935	210.1	16:01:37.046
14		2:05.719	36.823	48.166	40.730	209.7	16:03:42.765
15		2:05.504	36.710	48.137	40.657	212.1	16:05:48.269
16		2:06.360	36.780	48.569	41.011	214.2	16:07:54.629
17		2:51.680 P	47.019	1:00.861	1:03.800	148.7	16:10:46.309

77

Arnaud Mignatelli

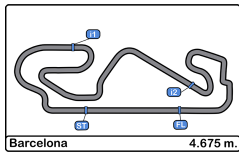
A							CCF
Lap	D	Time	Sector 1	Sector 2	Sector 3	T. Spd	Elapsed
1		15:34:10.141	15:32:19.054	1:06.301	44.786	151.4	15:34:10.141
2		2:09.284	37.703	48.495	43.086	206.8	15:36:19.425
3		2:06.794	36.484	49.590	40.720	210.9	15:38:26.219
4		2:03.536	36.378	47.272	39.886	211.3	15:40:29.755
5		2:03.438	35.776	46.382	41.280	213.0	15:42:33.193
6		2:03.023	36.142	47.031	39.850	217.3	15:44:36.216
7		2:03.025	36.037	46.557	40.431	213.8	15:46:39.241
8		2:03.593	35.965	47.507	40.121	213.4	15:48:42.834
9		2:02.779	36.271	46.756	39.752	209.7	15:50:45.613
10		2:02.869	36.393	46.700	39.776	210.1	15:52:48.482
11		2:16.941 P	35.986	47.889	53.066	212.1	15:55:05.423
12		7:10.842	5:43.452	47.140	40.250	126.9	16:02:16.265
13		2:03.040	36.167	46.987	39.886	210.5	16:04:19.305
14		2:02.998	36.042	47.006	39.950	210.9	16:06:22.303
15		2:31.484 P	36.130	46.953	1:08.401	209.7	16:08:53.787

80

Sébastien Montagne

A							ST ELOI
Lap	D	Time	Sector 1	Sector 2	Sector 3	T. Spd	Elapsed
1		15:33:42.878	15:32:10.538	49.835	42.505	153.4	15:33:42.878
2		2:07.233	37.760	48.300	41.173	206.1	15:35:50.111
3		2:05.377	36.664	47.781	40.932	209.7	15:37:55.488
4		2:05.620	37.213	47.808	40.599	208.8	15:40:01.108
5		2:03.910	36.024	47.433	40.453	214.7	15:42:05.018
6		2:35.171 P	35.942	49.829	1:09.400	213.0	15:44:40.189
7		4:50.699	3:22.190	47.760	40.749	133.3	15:49:30.888
8		2:04.747	36.153	47.528	41.066	214.7	15:51:35.635
9		2:03.867	36.104	47.381	40.382	216.0	15:53:39.502
10		2:04.594	36.356	47.668	40.570	215.5	15:55:44.096
11		2:04.380	36.540	47.343	40.497	203.0	15:57:48.476
12		2:03.924	36.098	47.357	40.469	216.8	15:59:52.400
13		2:04.340	36.539	47.205	40.596	203.3	16:01:56.740
14		2:05.325	36.887	47.687	40.751	216.8	16:04:02.065
15		2:03.223	36.115	47.099	40.009	213.8	16:06:05.288
16			36.288	47.566		208.0	





Circuit de Barcelona  
Caterham Cup 420R  
Free Practice  
Lap Analysis



81

Francois Xavier Fleury

92

Olivier Loi

A							B								
ST ELOI							ST ELOI								
Lap	D	Time	Sector 1	Sector 2	Sector 3	T. Spd	Elapsed	Lap	D	Time	Sector 1	Sector 2	Sector 3	T. Spd	Elapsed
1		15:34:16.094	15:32:33.355	57.530	45.209	131.2	15:34:16.094	1		15:34:18.921	15:32:45.057	51.480	42.384	138.4	15:34:18.921
2		2:19.462	41.902	54.253	43.307	194.5	15:36:35.556	2		2:10.801	38.629	49.307	42.865	199.6	15:36:29.722
3		2:10.502	38.216	50.104	42.182	209.7	15:38:46.058	3		2:07.582	37.255	48.690	41.637	205.3	15:38:37.304
4		2:11.055	38.172	49.438	43.445	210.5	15:40:57.113	4		2:05.682	36.900	48.327	40.455	209.7	15:40:42.986
5		2:16.973	37.956	54.158	44.859	215.1	15:43:14.086	5		2:06.150	36.685	48.072	41.393	209.3	15:42:49.136
6		2:07.940	36.848	49.799	41.293	210.9	15:45:22.026	6		2:04.744	36.681	47.686	40.377	209.3	15:44:53.880
7		2:40.870 P	37.325	49.375	1:14.170	213.4	15:48:02.896	7		2:04.357	36.566	47.419	40.372	208.4	15:46:58.237
8		3:40.350	2:10.234	48.590	41.526	145.9	15:51:43.246	8		2:04.131	36.266	47.408	40.457	209.3	15:49:02.368
9		2:06.855	37.129	48.216	41.510	208.4	15:53:50.101	9		2:03.625	36.192	47.229	40.204	209.3	15:51:05.993
10		2:06.443	37.160	48.027	41.256	204.1	15:55:56.544	10		2:04.071	36.233	47.459	40.379	209.3	15:53:10.064
11		2:06.651	36.705	48.652	41.294	208.0	15:58:03.195	11		2:20.561 P	36.526	47.280	56.755	207.6	15:55:30.625
12		2:06.712	37.091	48.239	41.382	205.3	16:00:09.907	12		4:14.509	2:41.357	50.095	43.057	140.0	15:59:45.134
13		2:06.320	36.798	48.152	41.370	207.2	16:02:16.227	13		2:06.724	36.896	48.502	41.326	206.1	16:01:51.858
14		2:06.546	37.339	47.622	41.585	203.0	16:04:22.773	14		2:11.938	37.808	49.277	44.853	196.3	16:04:03.796
15		2:05.387	36.607	47.835	40.945	211.3	16:06:28.160	15		2:03.464	36.438	47.032	39.994	213.0	16:06:07.260
16		2:38.095 P	36.861	48.348	1:12.886	211.3	16:09:06.255	16		2:24.363 P	36.176	48.409	59.778	216.8	16:08:31.623

86

Pierre-Gilles Gauthier

98

Olivier Guerin

A							A								
ST ELOI							CCF								
Lap	D	Time	Sector 1	Sector 2	Sector 3	T. Spd	Elapsed	Lap	D	Time	Sector 1	Sector 2	Sector 3	T. Spd	Elapsed
1		15:34:15.424	15:32:31.384	58.741	45.299	145.1	15:34:15.424	1		15:36:04.840	15:34:26.152	53.032	45.656	107.3	15:36:04.840
2		2:19.934	41.079	54.600	44.255	197.0	15:36:35.358	2		2:11.686	39.546	49.923	42.217	202.2	15:38:16.526
3		2:16.105	40.131	51.802	44.172	191.8	15:38:51.463	3		2:06.429	37.426	47.916	41.087	212.1	15:40:22.955
4		2:15.045	39.083	51.439	44.523	208.8	15:41:06.508	4		2:06.236	37.229	47.888	41.119	210.5	15:42:29.191
5		2:11.670	39.295	50.060	42.315	207.6	15:43:18.178	5		2:04.966	36.437	47.469	41.060	210.1	15:44:34.157
6		2:12.730	38.294	49.562	44.874	208.4	15:45:30.908	6		2:04.825	36.435	47.664	40.726	209.3	15:46:38.982
7		2:11.666	38.836	49.805	43.025	205.3	15:47:42.574	7		2:05.073	36.562	47.491	41.020	209.7	15:48:44.055
8		2:09.771	38.341	49.457	41.973	207.2	15:49:52.345	8		2:04.298	36.225	47.322	40.751	215.1	15:50:48.353
9		2:09.202	38.061	49.144	41.997	205.7	15:52:01.547	9		2:04.142	36.316	47.347	40.479	213.0	15:52:52.495
10		2:32.792 P	42.847	48.962	1:00.983	205.7	15:54:34.339	10		2:03.923	36.385	47.378	40.160	210.5	15:54:56.418
11		3:48.110	2:16.844	49.322	41.944	140.9	15:58:22.449	11		2:04.231	36.223	47.473	40.535	212.5	15:57:00.649
12		2:09.796	38.617	49.403	41.776	205.3	16:00:32.245	12		2:04.347	36.452	47.500	40.395	212.5	15:59:04.996
13		2:15.436	40.117	51.068	44.251	205.3	16:02:47.681	13		2:19.878 P	36.805	47.369	55.704	212.5	16:01:24.874
14		2:11.438	38.553	49.667	43.218	211.3	16:04:59.119	14		4:34.131	3:00.943	50.755	42.433	132.3	16:05:59.005
15		2:09.795	37.632	49.756	42.407	210.1	16:07:08.914	15		2:24.105 P	37.116	47.756	59.233	209.3	16:08:23.110
16		2:56.695 P	37.871	1:03.591	1:15.233	205.7	16:10:05.609								

88

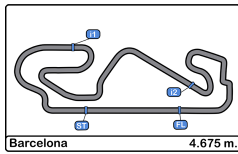
Tom Verdier

ROSSELSP

Lap	D	Time	Sector 1	Sector 2	Sector 3	T. Spd	Elapsed
1		15:33:34.239	15:32:04.905	49.176	40.158	144.9	15:33:34.239
2		2:04.698	35.870	46.748	42.080	214.2	15:35:38.937
3		2:02.825	36.624	46.696	39.505	209.7	15:37:41.762
4		2:01.499	35.239	46.735	39.525	216.0	15:39:43.261
5		2:01.558	35.596	46.566	39.396	214.7	15:41:44.819
6		2:01.694	35.747	46.387	39.560	217.3	15:43:46.513
7		2:09.112 P	36.039	47.045	46.028	210.5	15:45:55.625
8		6:57.211	5:31.120	46.565	39.526	134.6	15:52:52.836
9		2:02.234	35.547	46.389	40.298	213.8	15:54:55.070
10		2:01.815	35.873	46.751	39.191	208.8	15:56:56.885
11		2:01.767	36.012	46.513	39.242	210.9	15:58:58.652
12		2:01.304	35.690	46.327	39.287	213.0	16:00:59.956
13		2:17.024 P	35.743	46.575	54.706	213.0	16:03:16.980
14		5:32.391 P	3:38.162	46.759	1:07.470	153.8	16:08:49.371







# Circuit de Barcelona

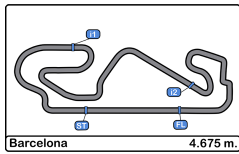
## Caterham Cup 420R

### Free Practice

### Best Sectors Results



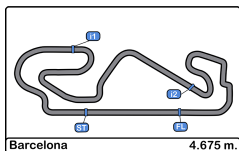
Sector - 1			Sector - 2			Sector - 3			Ideal Lap vs Best Lap						
Clas	Nº	Driver	Time	Nº	Driver	Time	Nº	Driver	Time	Clas	Nº	Driver	Ideal Lap	Best Lap	Clas
1	88	Tom Verdier	35.239	7	Vincent Beltoise	45.941	7	Vincent Beltoise	38.997	1	7	Vincent Beltoise	2:00.371	2:00.553	1
2	44	Adrien Catelin	35.300	44	Adrien Catelin	46.240	29	Eric Moussier	39.144	2	88	Tom Verdier	2:00.757	2:01.304	4
3	29	Eric Moussier	35.345	88	Tom Verdier	46.327	88	Tom Verdier	39.191	3	44	Adrien Catelin	2:00.759	2:00.759	2
4	7	Vincent Beltoise	35.433	77	Arnaud Mignatelli	46.382	44	Adrien Catelin	39.219	4	29	Eric Moussier	2:00.957	2:00.963	3
5	9	Henri Bizet	35.457	9	Henri Bizet	46.448	9	Henri Bizet	39.301	5	9	Henri Bizet	2:01.206	2:01.571	5
6	39	Stephane Guerin	35.710	29	Eric Moussier	46.468	39	Stephane Guerin	39.515	6	77	Arnaud Mignatelli	2:01.910	2:02.779	11
7	51	Alain Girardot	35.754	60	Francis Chatelain	46.596	20	Franck Chahinian	39.650	7	39	Stephane Guerin	2:02.162	2:02.493	7
8	20	Franck Chahinian	35.774	12	Arnaud Griffon	46.619	77	Arnaud Mignatelli	39.752	8	12	Arnaud Griffon	2:02.196	2:02.448	6
9	77	Arnaud Mignatelli	35.776	17	Frederic Attia	46.701	12	Arnaud Griffon	39.785	9	20	Franck Chahinian	2:02.338	2:02.581	8
10	12	Arnaud Griffon	35.792	51	Alain Girardot	46.857	60	Francis Chatelain	39.874	10	60	Francis Chatelain	2:02.540	2:02.674	9
11	75	Alexandre Pinto	35.932	20	Franck Chahinian	46.914	51	Alain Girardot	39.963	11	51	Alain Girardot	2:02.574	2:03.043	12
12	80	Sébastien Montagne	35.942	39	Stephane Guerin	46.937	17	Frederic Attia	39.982	12	17	Frederic Attia	2:02.663	2:02.761	10
13	17	Frederic Attia	35.980	11	Remy Schmied	47.019	11	Remy Schmied	39.982	13	75	Alexandre Pinto	2:02.966	2:03.164	13
14	60	Francis Chatelain	36.070	75	Alexandre Pinto	47.024	92	Olivier Loi	39.994	14	80	Sébastien Montagne	2:03.050	2:03.223	14
15	65	Christophe Vidal	36.090	92	Olivier Loi	47.032	80	Sébastien Montagne	40.009	15	92	Olivier Loi	2:03.202	2:03.464	15
16	15	Henri Charpentier	36.106	80	Sébastien Montagne	47.099	75	Alexandre Pinto	40.010	16	11	Remy Schmied	2:03.317	2:03.890	16
17	92	Olivier Loi	36.176	15	Henri Charpentier	47.149	41	Pascal Meignan	40.145	17	15	Henri Charpentier	2:03.678	2:03.917	17
18	98	Olivier Guerin	36.223	24	Bertrand Semaille	47.237	98	Olivier Guerin	40.160	18	41	Pascal Meignan	2:03.699	2:04.248	19
19	24	Bertrand Semaille	36.248	41	Pascal Meignan	47.266	65	Christophe Vidal	40.242	19	98	Olivier Guerin	2:03.705	2:03.923	18
20	32	Jean-Pierre Mignatelli	36.255	98	Olivier Guerin	47.322	70	Thomas Bouterin	40.358	20	65	Christophe Vidal	2:03.880	2:04.309	20
21	41	Pascal Meignan	36.288	32	Jean-Pierre Mignatelli	47.453	15	Henri Charpentier	40.423	21	24	Bertrand Semaille	2:04.240	2:04.544	21
22	68	Christophe Antoni	36.309	65	Christophe Vidal	47.548	27	Harald Mag	40.432	22	32	Jean-Pierre Mignatelli	2:04.445	2:04.573	22
23	11	Remy Schmied	36.316	81	Francois Xavier Fleury	47.622	71	Laurent Bouterin	40.447	23	68	Christophe Antoni	2:04.478	2:04.625	23
24	71	Laurent Bouterin	36.473	68	Christophe Antoni	47.648	68	Christophe Antoni	40.521	24	70	Thomas Bouterin	2:04.644	2:05.088	25
25	70	Thomas Bouterin	36.560	27	Harald Mag	47.690	38	Claude Boueix	40.600	25	27	Harald Mag	2:05.005	2:05.177	26
26	81	Francois Xavier Fleury	36.607	70	Thomas Bouterin	47.726	32	Jean-Pierre Mignatelli	40.737	26	71	Laurent Bouterin	2:05.035	2:05.035	24
27	61	Michel Cloud	36.870	38	Claude Boueix	47.934	24	Bertrand Semaille	40.755	27	81	Francois Xavier Fleury	2:05.174	2:05.387	27
28	27	Harald Mag	36.883	61	Michel Cloud	48.069	81	Francois Xavier Fleury	40.945	28	38	Claude Boueix	2:05.605	2:05.605	28
29	38	Claude Boueix	37.071	71	Laurent Bouterin	48.115	61	Michel Cloud	40.976	29	61	Michel Cloud	2:05.915	2:06.959	29
30	13	Norbert Paprocki	37.378	26	Gilles Charpentier	48.217	21	Sylvio Bossi	41.438	30	26	Gilles Charpentier	2:07.711	2:09.508	33
31	21	Sylvio Bossi	37.384	86	Pierre-Gilles Gauthier	48.962	13	Norbert Paprocki	41.549	31	13	Norbert Paprocki	2:08.053	2:09.271	32
32	26	Gilles Charpentier	37.539	13	Norbert Paprocki	49.126	86	Pierre-Gilles Gauthier	41.776	32	21	Sylvio Bossi	2:08.133	2:08.133	30
33	86	Pierre-Gilles Gauthier	37.632	21	Sylvio Bossi	49.311	26	Gilles Charpentier	41.955	33	86	Pierre-Gilles Gauthier	2:08.370	2:09.202	31



**Circuit de Barcelona**  
**Caterham Cup 420R**  
**Free Practice**  
**Best 5 Lap Times**



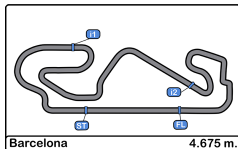
Cls	N°	Driver	Nat	Team	Nat	Vehicle	Cat	Cls	Best 1		Best 2		Best 3		Best 4		Best 5	
									Time	Lap	Time	Lap	Time	Lap	Time	Lap	Time	Lap
1	7	Vincent Beltoise	FRA	CCF	FRA		B	1	2:00.553	5	2:00.711	4	2:01.210	14	2:01.766	10	2:02.155	12
2	44	Adrien Catelin	FRA	CCF	FRA		A	1	2:00.759	7	2:01.444	5	2:01.485	15	2:01.803	4	2:01.903	14
3	29	Eric Moussier	FRA	CCF	FRA		A	2	2:00.963	5	2:01.632	9	2:02.602	4	2:02.773	11	2:02.846	10
4	88	Tom Verdier	FRA	ROSSELSP	FRA		A	3	2:01.304	12	2:01.499	4	2:01.558	5	2:01.694	6	2:01.767	11
5	9	Henri Bizet	FRA	PALM	FRA		A	4	2:01.571	8	2:01.707	11	2:01.871	13	2:02.136	12	2:02.196	9
6	12	Arnaud Griffon	FRA	ARKADIA RACING	FRA		A	5	2:02.448	13	2:02.944	7	2:03.005	5	2:03.326	8	2:03.427	6
7	39	Stephane Guerin	FRA	ARKADIA RACING	FRA		A	6	2:02.493	13	2:02.795	7	2:02.961	5	2:03.192	11	2:03.584	3
8	20	Franck Chahinian	FRA	ARKADIA RACING	FRA		A	7	2:02.581	12	2:03.277	11	2:03.457	10	2:03.791	9	2:03.821	6
9	60	Francis Chatelain	FRA	PALM	FRA		B	2	2:02.674	11	2:03.049	16	2:03.118	12	2:03.303	8	2:03.468	15
10	17	Frederic Attia	FRA	CCF	FRA		A	8	2:02.761	14	2:03.134	13	2:03.279	8	2:03.411	12	2:03.795	11
11	77	Arnaud Mignatelli	FRA	CCF	FRA		A	9	2:02.779	9	2:02.869	10	2:02.998	14	2:03.023	6	2:03.025	7
12	51	Alain Girardot	FRA	CCF	FRA		B	3	2:03.043	16	2:03.063	10	2:03.176	8	2:03.646	7	2:03.671	9
13	75	Alexandre Pinto	FRA	ST ELOI	FRA		A	10	2:03.164	13	2:03.457	5	2:03.613	11	2:03.976	4	2:04.094	9
14	80	Sébastien Montagne	FRA	ST ELOI	FRA		A	11	2:03.223	15	2:03.867	9	2:03.910	5	2:03.924	12	2:04.340	13
15	92	Olivier Loi	FRA	ST ELOI	FRA		B	4	2:03.464	15	2:03.625	9	2:04.071	10	2:04.131	8	2:04.357	7
16	11	Remy Schmied	FRA	IND	FRA		A	12	2:03.890	14	2:04.736	13	2:05.939	7	2:07.345	6	2:07.839	2
17	15	Henri Charpentier	FRA	CCF	FRA		A	13	2:03.917	14	2:04.529	8	2:05.370	5	2:06.827	7	2:07.272	4
18	98	Olivier Guerin	FRA	CCF	FRA		A	14	2:03.923	10	2:04.142	9	2:04.231	11	2:04.298	8	2:04.347	12
19	41	Pascal Meignan	FRA	ST ELOI	FRA		B	5	2:04.248	16	2:04.500	9	2:04.665	13	2:04.764	15	2:04.801	8
20	65	Christophe Vidal	FRA	IND	FRA		A	15	2:04.309	4	2:04.390	6	2:04.586	3	2:04.736	7	2:04.754	5
21	24	Bertrand Semaille	FRA	CCF	FRA		A	16	2:04.544	8	2:04.551	9	2:04.765	7	2:05.322	5	2:05.341	13
22	32	Jean-Pierre Mignatelli	FRA	CCF	FRA		B	6	2:04.573	15	2:04.936	11	2:05.060	14	2:05.645	10	2:05.687	9
23	68	Christophe Antoni	FRA	IND	FRA		A	17	2:04.625	9	2:05.831	12	2:06.419	8	2:06.989	6	2:07.823	5
24	71	Laurent Bouterin	FRA	IND	FRA		A	18	2:05.035	10	2:05.504	15	2:05.719	14	2:06.360	16	2:06.442	11
25	70	Thomas Bouterin	FRA	ST ELOI	FRA		A	19	2:05.088	13	2:05.224	12	2:05.480	6	2:05.515	5	2:05.548	11
26	27	Harald Mag	FRA	CCF	FRA		A	20	2:05.177	12	2:05.311	14	2:06.310	13	2:06.421	6	2:06.567	11
27	81	Francois Xavier Fleury	FRA	ST ELOI	FRA		A	21	2:05.387	15	2:06.320	13	2:06.443	10	2:06.546	14	2:06.651	11
28	38	Claude Boueix	FRA	DOG RACING	FRA		B	7	2:05.605	13	2:06.748	9	2:06.822	8	2:07.043	12	2:08.428	10
29	61	Michel Cloud	FRA	CCF	FRA		B	8	2:06.959	13	2:07.224	14	2:07.689	12	2:09.027	8	2:09.296	6
30	21	Sylvio Bossi	FRA	CCF	FRA		B	9	2:08.133	15	2:10.070	14	2:10.440	11	2:10.535	13	2:12.649	4
31	86	Pierre-Gilles Gauthier	FRA	ST ELOI	FRA		A	22	2:09.202	9	2:09.771	8	2:09.795	15	2:09.796	12	2:11.438	14
32	13	Norbert Paprocki	FRA	ST ELOI	FRA		B	10	2:09.271	13	2:09.537	5	2:10.173	12	2:10.340	9	2:10.422	8
33	26	Gilles Charpentier	FRA	CCF	FRA		B	11	2:09.508	11	2:09.844	5	2:10.244	8	2:10.263	6	2:11.435	4



**Circuit de Barcelona**  
**Caterham Cup 420R**  
**Free Practice**  
**Best 5 Top Speeds**



Cls	N°	Driver	Nat	Team	Nat	Vehicle	Cat	Cls	Top 1		Top 2		Top 3		Top 4		Top 5		Avg
									Km/h	Lap	Km/h	Lap	Km/h	Lap	Km/h	Lap	Km/h	Lap	
1	9	Henri Bizet	FRA	PALM	FRA		A	1	217.7	2	217.3	5	216.8	8	216.0	3	215.1	6	216.6
2	11	Remy Schmied	FRA	IND	FRA		A	2	217.3	13	214.2	5	214.2	6	211.7	3	211.7	4	213.8
3	15	Henri Charpentier	FRA	CCF	FRA		A	3	217.3	15	216.8	4	216.8	6	216.4	3	215.5	7	216.6
4	32	Jean-Pierre Mignatelli	FRA	CCF	FRA		B	1	217.3	3	216.0	10	215.5	4	215.5	5	213.0	6	215.4
5	77	Arnaud Mignatelli	FRA	CCF	FRA		A	4	217.3	6	213.8	7	213.4	8	213.0	5	212.1	11	213.9
6	88	Tom Verdier	FRA	ROSSELS	FRA		A	5	217.3	6	216.0	4	214.7	5	214.2	2	213.8	9	215.2
7	39	Stephane Guerin	FRA	ARKADIA RACING	FRA		A	6	216.8	14	216.4	12	214.2	8	213.0	4	213.0	11	214.7
8	44	Adrien Catelin	FRA	CCF	FRA		A	7	216.8	7	216.8	8	215.5	2	215.5	15	214.7	17	215.9
9	75	Alexandre Pinto	FRA	ST ELOI	FRA		A	8	216.8	16	215.1	3	214.7	5	212.1	13	211.3	6	214.0
10	80	Sébastien Montagne	FRA	ST ELOI	FRA		A	9	216.8	12	216.8	14	216.0	9	215.5	10	214.7	5	216.0
11	92	Olivier Loi	FRA	ST ELOI	FRA		B	2	216.8	16	213.0	15	209.7	4	209.3	5	209.3	6	211.6
12	12	Arnaud Griffon	FRA	ARKADIA RACING	FRA		A	10	216.4	13	216.0	2	213.4	4	212.5	5	212.5	6	214.2
13	24	Bertrand Semaille	FRA	CCF	FRA		A	11	216.4	7	216.0	4	216.0	5	215.5	2	215.5	8	215.9
14	51	Alain Girardot	FRA	CCF	FRA		B	3	216.4	5	215.5	10	215.5	14	213.8	16	213.0	11	214.8
15	61	Michel Cloud	FRA	CCF	FRA		B	4	216.4	13	215.5	15	214.2	6	212.5	5	212.1	9	214.2
16	65	Christophe Vidal	FRA	IND	FRA		A	12	216.4	4	216.4	6	216.4	15	215.1	5	215.1	12	215.9
17	17	Frederic Attia	FRA	CCF	FRA		A	13	216.0	3	215.5	13	214.2	12	213.0	10	212.1	11	214.2
18	29	Eric Moussier	FRA	CCF	FRA		A	14	216.0	9	215.1	4	213.8	2	213.4	10	213.0	5	214.2
19	60	Francis Chatelain	FRA	PALM	FRA		B	5	216.0	12	216.0	14	214.2	4	214.2	15	213.4	11	214.8
20	68	Christophe Antoni	FRA	IND	FRA		A	15	216.0	7	216.0	10	215.5	9	215.1	4	214.7	6	215.4
21	13	Norbert Paprocki	FRA	ST ELOI	FRA		B	6	215.5	13	215.5	14	215.1	10	213.0	6	212.5	2	214.3
22	20	Franck Chahinian	FRA	ARKADIA RACING	FRA		A	16	215.5	6	214.7	13	214.2	9	212.1	7	212.1	11	213.7
23	70	Thomas Bouterin	FRA	ST ELOI	FRA		A	17	215.5	4	215.5	5	214.7	6	211.3	3	210.5	7	213.5
24	71	Laurent Bouterin	FRA	IND	FRA		A	18	215.1	10	214.2	16	213.0	4	212.5	7	212.1	15	213.4
25	81	Francois Xavier Fleury	FRA	ST ELOI	FRA		A	19	215.1	5	213.4	7	211.3	15	211.3	16	210.9	6	212.4
26	98	Olivier Guerin	FRA	CCF	FRA		A	20	215.1	8	213.0	9	212.5	11	212.5	12	212.5	13	213.1
27	7	Vincent Beltoise	FRA	CCF	FRA		B	7	214.2	10	213.4	4	213.0	12	212.5	2	212.5	3	213.1
28	27	Harald Mag	FRA	CCF	FRA		A	21	213.4	5	213.0	7	212.1	4	211.3	15	210.9	13	212.1
29	38	Claude Boueix	FRA	DOG RACING	FRA		B	8	213.0	8	210.9	9	210.5	4	210.5	13	210.5	14	211.1
30	21	Sylvio Bossi	FRA	CCF	FRA		B	9	212.5	15	210.1	14	208.8	12	207.6	16	206.8	11	209.2
31	41	Pascal Meignan	FRA	ST ELOI	FRA		B	10	211.7	17	210.1	13	209.3	14	209.3	16	208.8	12	209.8
32	86	Pierre-Gilles Gauthier	FRA	ST ELOI	FRA		A	22	211.3	14	210.1	15	208.8	4	208.4	6	207.6	5	209.3
33	26	Gilles Charpentier	FRA	CCF	FRA		B	11	208.0	11	206.5	12	151.0	10					188.5



Circuit de Barcelona

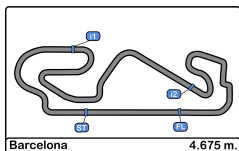
Caterham Cup 420R

Free Practice

Fastest Laps Sequence



Lap	Time of Day	Session Time	Nº	Driver	Nat	Team	Nat	Vehicle	Cat	Time	Km/h
2	15:35:33.857	5:33.857	20	Franck Chahinian		ARKADIA RACING			A	<b>2:05.088</b>	134.5
2	15:35:34.516	5:34.516	9	Henri Bizet		PALM			A	<b>2:05.070</b>	134.5
2	15:35:35.258	5:35.258	44	Adrien Catelin		CCF			A	<b>2:04.738</b>	134.9
2	15:35:38.937	5:38.937	88	Tom Verdier		ROSSELSP			A	<b>2:04.698</b>	134.9
2	15:36:13.894	6:13.894	7	Vincent Beltoise		CCF			B	<b>2:02.279</b>	137.6
4	15:39:40.537	9:40.537	44	Adrien Catelin		CCF			A	<b>2:01.803</b>	138.1
4	15:39:43.261	9:43.261	88	Tom Verdier		ROSSELSP			A	<b>2:01.499</b>	138.5
4	15:40:17.375	10:17.375	7	Vincent Beltoise		CCF			B	<b>2:00.711</b>	139.4
5	15:42:17.928	12:17.928	7	Vincent Beltoise		CCF			B	<b>2:00.553</b>	139.6



# Circuito de Barcelona

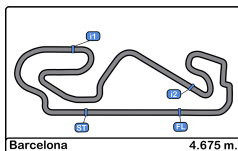
## Caterham Cup 420R

### Free Practice

#### Event Best Maximum Speed



Nº	Driver	Nat	Team	Nat	Vehicle	Cat	Clas	Km/h	Session
9	Henri Bizet		PALM			A	1	217.7	Free Practice
32	Jean-Pierre Mignatelli		CCF			B	1	217.3	Free Practice
88	Tom Verdier		ROSSELSP			A	2	217.3	Free Practice
77	Arnaud Mignatelli		CCF			A	3	217.3	Free Practice
11	Remy Schmied		IND			A	4	217.3	Free Practice
15	Henri Charpentier		CCF			A	5	217.3	Free Practice
44	Adrien Catelin		CCF			A	6	216.8	Free Practice
80	Sébastien Montagne		ST ELOI			A	7	216.8	Free Practice
75	Alexandre Pinto		ST ELOI			A	8	216.8	Free Practice
92	Olivier Loi		ST ELOI			B	2	216.8	Free Practice
39	Stephane Guerin		ARKADIA RACING			A	9	216.8	Free Practice
51	Alain Girardot		CCF			B	3	216.4	Free Practice
24	Bertrand Semaille		CCF			A	10	216.4	Free Practice
61	Michel Cloud		CCF			B	4	216.4	Free Practice
12	Arnaud Griffon		ARKADIA RACING			A	11	216.4	Free Practice
65	Christophe Vidal		IND			A	12	216.4	Free Practice
17	Frederic Attia		CCF			A	13	216.0	Free Practice
68	Christophe Antoni		IND			A	14	216.0	Free Practice
29	Eric Moussier		CCF			A	15	216.0	Free Practice
60	Francis Chatelain		PALM			B	5	216.0	Free Practice
70	Thomas Bouterin		ST ELOI			A	16	215.5	Free Practice
20	Franck Chahinian		ARKADIA RACING			A	17	215.5	Free Practice
13	Norbert Paprocki		ST ELOI			B	6	215.5	Free Practice
81	Francois Xavier Fleury		ST ELOI			A	18	215.1	Free Practice
98	Olivier Guerin		CCF			A	19	215.1	Free Practice
71	Laurent Bouterin		IND			A	20	215.1	Free Practice
7	Vincent Beltoise		CCF			B	7	214.2	Free Practice
27	Harald Mag		CCF			A	21	213.4	Free Practice
38	Claude Boueix		DOG RACING			B	8	213.0	Free Practice
21	Sylvio Bossi		CCF			B	9	212.5	Free Practice
41	Pascal Meignan		ST ELOI			B	10	211.7	Free Practice
86	Pierre-Gilles Gauthier		ST ELOI			A	22	211.3	Free Practice
26	Gilles Charpentier		CCF			B	11	208.0	Free Practice



**Circuit de Barcelona**  
**Caterham Cup 420R**  
**Free Practice**  
**Pit Stop Analysis**



**7** Vincent Beltoise

B CCF

Nº	In Day Time	In Time	Out Time	Pit Time	T. Pit Time	Handicap	Penalty
1	15:44:33.107	15:44:33.107	15:50:23.276	5:50.169	5:50.169		

**9** Henri Bizet

A PALM

Nº	In Day Time	In Time	Out Time	Pit Time	T. Pit Time	Handicap	Penalty
1	15:44:07.015	15:44:07.015	15:51:55.629	7:48.614	7:48.614		

**11** Remy Schmied

A IND

Nº	In Day Time	In Time	Out Time	Pit Time	T. Pit Time	Handicap	Penalty
1	15:54:07.270	15:54:07.270	16:00:47.793	6:40.523	6:40.523		

**12** Arnaud Griffon

A ARKADIA RACING

Nº	In Day Time	In Time	Out Time	Pit Time	T. Pit Time	Handicap	Penalty
1	15:50:22.797	15:50:22.797	15:56:34.197	6:11.400	6:11.400		
2	15:58:47.832	15:58:47.832	15:59:54.755	1:06.923	7:18.323		

**13** Norbert Paprocki

B ST ELOI

Nº	In Day Time	In Time	Out Time	Pit Time	T. Pit Time	Handicap	Penalty
1	15:45:27.940	15:45:27.940	15:48:22.509	2:54.569	2:54.569		
2	15:57:19.909	15:57:19.909	16:01:03.207	3:43.298	6:37.867		

**15** Henri Charpentier

A CCF

Nº	In Day Time	In Time	Out Time	Pit Time	T. Pit Time	Handicap	Penalty
1	15:58:27.856	15:58:27.856	16:03:12.588	4:44.732	4:44.732		

**17** Frederic Attia

A CCF

Nº	In Day Time	In Time	Out Time	Pit Time	T. Pit Time	Handicap	Penalty
1	15:45:25.941	15:45:25.941	15:50:27.278	5:01.337	5:01.337		

**20** Franck Chahinian

A ARKADIA RACING

Nº	In Day Time	In Time	Out Time	Pit Time	T. Pit Time	Handicap	Penalty
1	15:37:42.826	15:37:42.826	15:42:00.054	4:17.228	4:17.228		
2	15:50:28.136	15:50:28.136	15:56:22.621	5:54.485	10:11.713		

**21** Sylvio Bossi

B CCF

Nº	In Day Time	In Time	Out Time	Pit Time	T. Pit Time	Handicap	Penalty
1	15:52:38.226	15:52:38.226	15:54:03.847	1:25.621	1:25.621		

**24** Bertrand Semaille

A CCF

Nº	In Day Time	In Time	Out Time	Pit Time	T. Pit Time	Handicap	Penalty
1	15:53:23.236	15:53:23.236	16:01:31.180	8:07.944	8:07.944		

**27** Harald Mag

A CCF

Nº	In Day Time	In Time	Out Time	Pit Time	T. Pit Time	Handicap	Penalty
1	15:49:09.638	15:49:09.638	15:53:58.930	4:49.292	4:49.292		

**29** Eric Moussier

A CCF

Nº	In Day Time	In Time	Out Time	Pit Time	T. Pit Time	Handicap	Penalty
1	15:46:02.726	15:46:02.726	15:50:25.240	4:22.514	4:22.514		
2	16:00:48.276	16:00:48.276	16:07:35.259	6:46.983	11:09.497		

**32** Jean-Pierre Mignatelli

B CCF

Nº	In Day Time	In Time	Out Time	Pit Time	T. Pit Time	Handicap	Penalty
1	15:47:43.642	15:47:43.642	15:49:06.451	1:22.809	1:22.809		
2	15:59:48.259	15:59:48.259	16:01:35.441	1:47.182	3:09.991		

**38** Claude Boueix

B DOG RACING

Nº	In Day Time	In Time	Out Time	Pit Time	T. Pit Time	Handicap	Penalty
1	15:44:29.274	15:44:29.274	15:52:16.203	7:46.929	7:46.929		

**39** Stephane Guerin

A ARKADIA RACING

Nº	In Day Time	In Time	Out Time	Pit Time	T. Pit Time	Handicap	Penalty
1	15:48:25.851	15:48:25.851	15:56:24.724	7:58.873	7:58.873		

**41** Pascal Meignan

B ST ELOI

Nº	In Day Time	In Time	Out Time	Pit Time	T. Pit Time	Handicap	Penalty
1	15:53:17.163	15:53:17.163	15:54:46.122	1:28.959	1:28.959		

**44** Adrien Catelin

A CCF

Nº	In Day Time	In Time	Out Time	Pit Time	T. Pit Time	Handicap	Penalty
1	15:47:59.074	15:47:59.074	15:50:23.881	2:24.807	2:24.807		

**60** Francis Chatelain

B PALM

Nº	In Day Time	In Time	Out Time	Pit Time	T. Pit Time	Handicap	Penalty
1	15:50:26.383	15:50:26.383	15:51:58.050	1:31.667	1:31.667		

**61** Michel Cloud

B CCF

Nº	In Day Time	In Time	Out Time	Pit Time	T. Pit Time	Handicap	Penalty
1	15:51:55.220	15:51:55.220	15:54:12.407	2:17.187	2:17.187		

**65** Christophe Vidal

A IND

Nº	In Day Time	In Time	Out Time	Pit Time	T. Pit Time	Handicap	Penalty
1	15:48:25.113	15:48:25.113	15:52:00.219	3:35.106	3:35.106		
2	16:03:12.120	16:03:12.120	16:05:14.449	2:02.329	5:37.435		

**68** Christophe Antoni

A IND

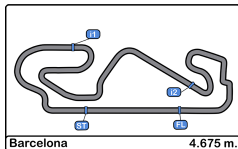
Nº	In Day Time	In Time	Out Time	Pit Time	T. Pit Time	Handicap	Penalty
1	15:53:54.890	15:53:54.890	16:01:58.119	8:03.229	8:03.229		

**70** Thomas Bouterin

A ST ELOI

Nº	In Day Time	In Time	Out Time	Pit Time	T. Pit Time	Handicap	Penalty
1	15:47:07.517	15:47:07.517	15:50:58.613	3:51.096	3:51.096		





Circuit de Barcelona  
Caterham Cup 420R  
Free Practice  
Pit Stop Analysis



71 Laurent Bouterin

A IND

N°	In Day Time	In Time	Out Time	Pit Time	T. Pit Time	Handicap	Penalty
1	15:48:35.823	15:48:35.823	15:51:04.855	2:29.032	2:29.032		

75 Alexandre Pinto

A ST ELOI

N°	In Day Time	In Time	Out Time	Pit Time	T. Pit Time	Handicap	Penalty
1	15:44:03.726	15:44:03.726	15:47:21.681	3:17.955	3:17.955		

77 Arnaud Mignatelli

A CCF

N°	In Day Time	In Time	Out Time	Pit Time	T. Pit Time	Handicap	Penalty
1	15:55:02.075	15:55:02.075	16:00:11.723	5:09.648	5:09.648		

80 Sébastien Montagne

A ST ELOI

N°	In Day Time	In Time	Out Time	Pit Time	T. Pit Time	Handicap	Penalty
1	15:44:30.674	15:44:30.674	15:47:23.573	2:52.899	2:52.899		

81 Francois Xavier Fleury

A ST ELOI

N°	In Day Time	In Time	Out Time	Pit Time	T. Pit Time	Handicap	Penalty
1	15:47:41.849	15:47:41.849	15:49:33.657	1:51.808	1:51.808		

86 Pierre-Gilles Gauthier

A ST ELOI

N°	In Day Time	In Time	Out Time	Pit Time	T. Pit Time	Handicap	Penalty
1	15:54:27.066	15:54:27.066	15:56:08.285	1:41.219	1:41.219		

88 Tom Verdier

A ROSSELSP

N°	In Day Time	In Time	Out Time	Pit Time	T. Pit Time	Handicap	Penalty
1	15:45:52.417	15:45:52.417	15:50:49.802	4:57.385	4:57.385		
2	16:03:13.615	16:03:13.615	16:06:19.746	3:06.131	8:03.516		

92 Olivier Loi

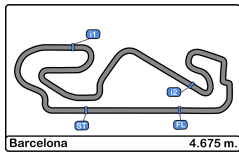
B ST ELOI

N°	In Day Time	In Time	Out Time	Pit Time	T. Pit Time	Handicap	Penalty
1	15:55:25.153	15:55:25.153	15:57:32.975	2:07.822	2:07.822		

98 Olivier Guerin

A CCF

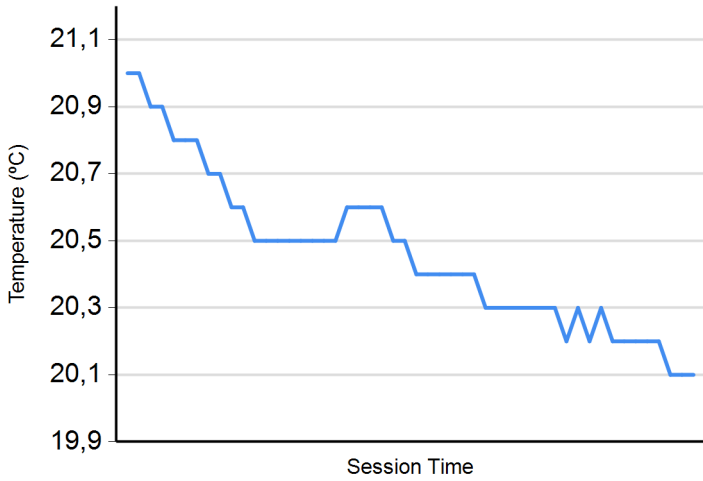
N°	In Day Time	In Time	Out Time	Pit Time	T. Pit Time	Handicap	Penalty
1	16:01:21.818	16:01:21.818	16:03:46.301	2:24.483	2:24.483		



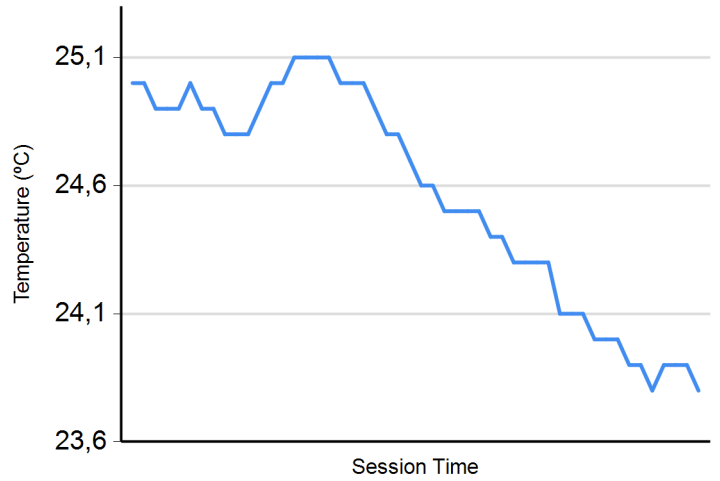
Circuit de Barcelona  
 Caterham Cup 420R  
 Free Practice  
 Weather Report



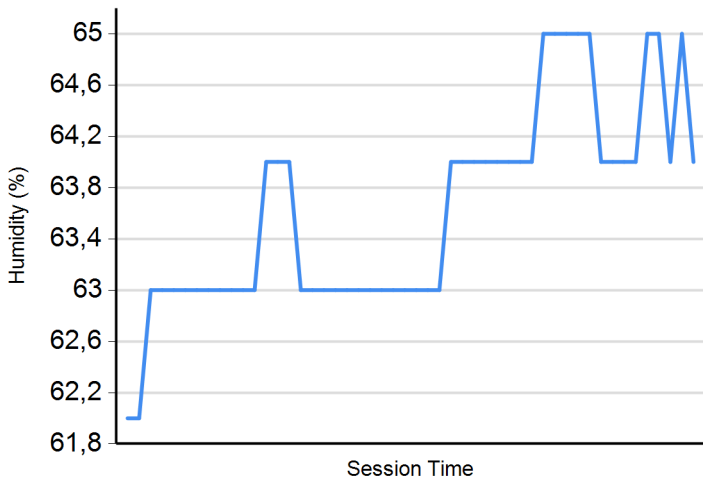
**Air Temperature**



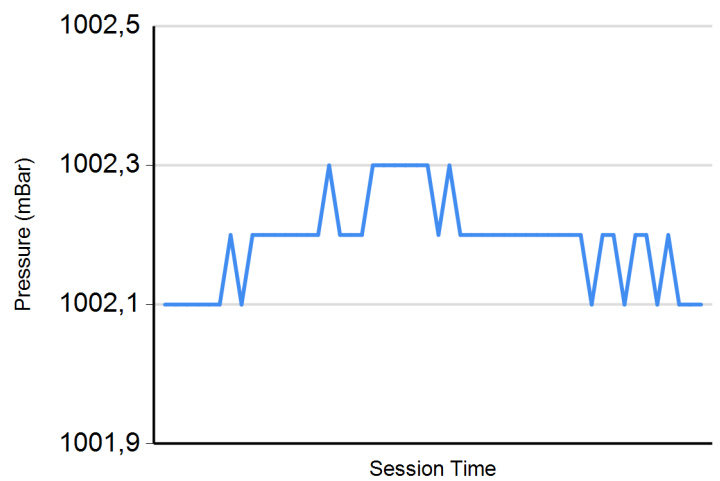
**Track Temperature**



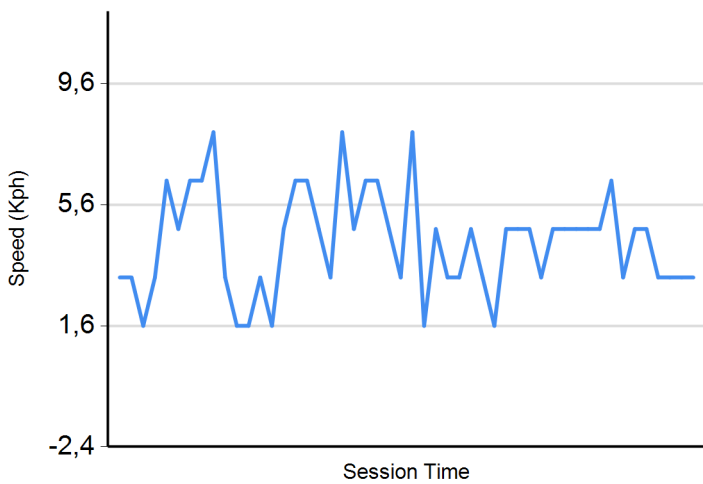
**Humidity**



**Pressure**



**Wind Speed**



**Wind direction**

North = 0°/360° Est = 90° South = 180° West = 270°

