

Circuit de Barcelona
Caterham Cup 420R
Qualifying - 1
Provisional Results



Barcelona 4.675 m.

| Clas | Nº | Driver | Nat | Team | Nat | Vehicle | Cat | Clas | Laps | Best | Time | Gap | Interval | Km/h |
|---|----|------------------------|-----|----------------|-----|---------|-----|------|------|------|------------|-----------|-----------|-------|
| 1 | 44 | Adrien Catelin | FRA | CCF | FRA | | A | 1 | 10 | 10 | 2:01.038 | | | 139.0 |
| 2 | 88 | Tom Verdier | FRA | ROSSELSP | FRA | | A | 2 | 10 | 9 | 2:01.102 | 0.064 | 0.064 | 138.9 |
| 3 | 39 | Stephane Guerin | FRA | ARKADIA RACING | FRA | | A | 3 | 10 | 10 | 2:01.898 | 0.860 | 0.796 | 138.0 |
| 4 | 51 | Alain Girardot | FRA | CCF | FRA | | B | 1 | 10 | 9 | 2:02.019 | 0.981 | 0.121 | 137.9 |
| 5 | 17 | Frederic Attia | FRA | CCF | FRA | | A | 4 | 10 | 9 | 2:02.141 | 1.103 | 0.122 | 137.7 |
| 6 | 77 | Arnaud Mignatelli | FRA | CCF | FRA | | A | 5 | 11 | 10 | 2:02.297 | 1.259 | 0.156 | 137.6 |
| 7 | 29 | Eric Moussier | FRA | CCF | FRA | | A | 6 | 10 | 9 | 2:02.362 | 1.324 | 0.065 | 137.5 |
| 8 | 60 | Francis Chatelain | FRA | PALM | FRA | | B | 2 | 10 | 10 | 2:02.604 | 1.566 | 0.242 | 137.2 |
| 9 | 12 | Arnaud Griffon | FRA | ARKADIA RACING | FRA | | A | 7 | 10 | 6 | 2:02.630 | 1.592 | 0.026 | 137.2 |
| 10 | 15 | Henri Charpentier | FRA | CCF | FRA | | A | 8 | 10 | 9 | 2:02.663 | 1.625 | 0.033 | 137.2 |
| 11 | 80 | Sébastien Montagne | FRA | ST ELOI | FRA | | A | 9 | 10 | 10 | 2:02.734 | 1.696 | 0.071 | 137.1 |
| 12 | 75 | Alexandre Pinto | FRA | ST ELOI | FRA | | A | 10 | 10 | 10 | 2:02.871 | 1.833 | 0.137 | 136.9 |
| 13 | 32 | Jean-Pierre Mignatelli | FRA | CCF | FRA | | B | 3 | 10 | 9 | 2:02.988 | 1.950 | 0.117 | 136.8 |
| 14 | 11 | Remy Schmied | FRA | IND | FRA | | A | 11 | 10 | 10 | 2:02.997 | 1.959 | 0.009 | 136.8 |
| 15 | 9 | Henri Bizet | FRA | PALM | FRA | | A | 12 | 10 | 3 | 2:03.119 | 2.081 | 0.122 | 136.6 |
| 16 | 98 | Olivier Guerin | FRA | CCF | FRA | | A | 13 | 10 | 10 | 2:03.270 | 2.232 | 0.151 | 136.5 |
| 17 | 20 | Franck Chahinian | FRA | ARKADIA RACING | FRA | | A | 14 | 9 | 9 | 2:03.614 | 2.576 | 0.344 | 136.1 |
| 18 | 65 | Christophe Vidal | FRA | IND | FRA | | A | 15 | 10 | 9 | 2:03.922 | 2.884 | 0.308 | 135.8 |
| 19 | 71 | Laurent Bouterin | FRA | IND | FRA | | A | 16 | 10 | 10 | 2:04.817 | 3.779 | 0.895 | 134.8 |
| 20 | 27 | Harald Mag | FRA | CCF | FRA | | A | 17 | 10 | 9 | 2:05.044 | 4.006 | 0.227 | 134.5 |
| 21 | 13 | Norbert Paprocki | FRA | ST ELOI | FRA | | B | 4 | 10 | 10 | 2:05.273 | 4.235 | 0.229 | 134.3 |
| 22 | 70 | Thomas Bouterin | FRA | ST ELOI | FRA | | A | 18 | 10 | 10 | 2:05.293 | 4.255 | 0.020 | 134.3 |
| 23 | 81 | Francois Xavier Fleury | FRA | ST ELOI | FRA | | A | 19 | 10 | 9 | 2:05.356 | 4.318 | 0.063 | 134.2 |
| 24 | 61 | Michel Cloud | FRA | CCF | FRA | | B | 5 | 9 | 8 | 2:06.324 | 5.286 | 0.968 | 133.2 |
| 25 | 38 | Claude Boueix | FRA | DOG RACING | FRA | | B | 6 | 10 | 10 | 2:07.004 | 5.966 | 0.680 | 132.5 |
| 26 | 86 | Pierre-Gilles Gauthier | FRA | ST ELOI | FRA | | A | 20 | 10 | 10 | 2:07.040 | 6.002 | 0.036 | 132.4 |
| 27 | 68 | Christophe Antoni | FRA | IND | FRA | | A | 21 | 9 | 9 | 2:07.262 | 6.224 | 0.222 | 132.2 |
| 28 | 21 | Sylvio Bossi | FRA | CCF | FRA | | B | 7 | 10 | 10 | 2:08.312 | 7.274 | 1.050 | 131.1 |
| Max. qual. time: 107% = 2:09.511 | | | | | | | | | | | | | | |
| | 26 | Gilles Charpentier | FRA | CCF | FRA | | B | 8 | 2 | 2 | 2:11.430 | 10.392 | 3.118 | 128.0 |
| | 41 | Pascal Meignan | FRA | ST ELOI | FRA | | B | 9 | 2 | 2 | 2:14.458 | 13.420 | 3.028 | 125.1 |
| | 92 | Olivier Loi | FRA | ST ELOI | FRA | | B | 10 | 2 | 1 | 9:32:52.98 | 9:30:51.9 | 9:30:38.5 | 00.0 |

*** PENALTIES**

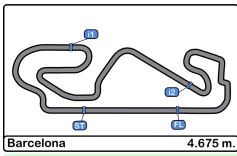
| |
|---|
| CAR 92 TIME 2:17.419 DELETED TRACK LIMITS AT T 9 |
| CAR 51 TIME 2:03.093 DELETED TRACK LIMITS AT T 9 |
| CAR 12 TIME 2:02.934 DELETED TRACK LIMITS AT T 15 |
| CAR 60 TIME 5:17.326 DELETED TRACK LIMITS AT T 15 |
| CAR 9 TIME 2:01.186 DELETED TRACK LIMITS AT T 15 |
| CAR 88 TIME 2:03.959 DELETED TRACK LIMITS AT T 15 |
| CAR 68 - BEST LAP DELETED - CAUSING A COLISSION |
| CAR 86 TIME 2:53.520 DELETED TRACK LIMITS AT T 15 |
| CAR 9 TIME 2:06.764 DELETED TRACK LIMITS AT T 15 |
| CAR 21 TIME 2:07.523 DELETED TRACK LIMITS AT T 15 |
| CAR 60 TIME 2:59.958 DELETED TRACK LIMITS AT T 15 |
| CAR 13 TIME 3:50.973 DELETED TRACK LIMITS AT T 15 |
| CAR 51 TIME 3:20.623 DELETED TRACK LIMITS AT T 15 |
| CAR 81 TIME 2:04.271 DELETED TRACK LIMITS AT T 15 |
| CAR 15 TIME 2:03.715 DELETED TRACK LIMITS AT T 9 |
| CAR 98 TIME 2:02.530 DELETED TRACK LIMITS AT T 9 |

Published at:.....

Track Temp: 11.7 °C Air Temp: 11.7 °C Humidity: 84 % Track Status: DRY

| | | |
|------------------|-----------------------|---|
| Stewards: | Race Director: | Timekeeper: Luis Angel Garcia Nuñez JOB/I-0020-ESP |
|------------------|-----------------------|---|





Circuit de Barcelona
Caterham Cup 420R
Qualifying - 1
Provisional Results by Category



| Clas | Nº | Driver | Nat | Team | Nat | Vehicle | Cat | Clas | Laps | Best | Time | Gap | Interval | Km/h |
|----------|----|------------------------|-----|----------------|-----|---------|-----|------|------|------|----------|-------|----------|-------|
| A | | | | | | | | | | | | | | |
| 1 | 44 | Adrien Catelin | | CCF | | | A | 1 | 10 | 10 | 2:01.038 | | | 139.0 |
| 2 | 88 | Tom Verdier | | ROSSELSP | | | A | 2 | 10 | 9 | 2:01.102 | 0.064 | 0.064 | 138.9 |
| 3 | 39 | Stephane Guerin | | ARKADIA RACING | | | A | 3 | 10 | 10 | 2:01.898 | 0.860 | 0.796 | 138.0 |
| 4 | 17 | Frederic Attia | | CCF | | | A | 4 | 10 | 9 | 2:02.141 | 1.103 | 0.243 | 137.7 |
| 5 | 77 | Arnaud Mignatelli | | CCF | | | A | 5 | 11 | 10 | 2:02.297 | 1.259 | 0.156 | 137.6 |
| 6 | 29 | Eric Moussier | | CCF | | | A | 6 | 10 | 9 | 2:02.362 | 1.324 | 0.065 | 137.5 |
| 7 | 12 | Arnaud Griffon | | ARKADIA RACING | | | A | 7 | 10 | 6 | 2:02.630 | 1.592 | 0.268 | 137.2 |
| 8 | 15 | Henri Charpentier | | CCF | | | A | 8 | 10 | 9 | 2:02.663 | 1.625 | 0.033 | 137.2 |
| 9 | 80 | Sébastien Montagne | | ST ELOI | | | A | 9 | 10 | 10 | 2:02.734 | 1.696 | 0.071 | 137.1 |
| 10 | 75 | Alexandre Pinto | | ST ELOI | | | A | 10 | 10 | 10 | 2:02.871 | 1.833 | 0.137 | 136.9 |
| 11 | 11 | Remy Schmied | | IND | | | A | 11 | 10 | 10 | 2:02.997 | 1.959 | 0.126 | 136.8 |
| 12 | 9 | Henri Bizet | | PALM | | | A | 12 | 10 | 3 | 2:03.119 | 2.081 | 0.122 | 136.6 |
| 13 | 98 | Olivier Guerin | | CCF | | | A | 13 | 10 | 10 | 2:03.270 | 2.232 | 0.151 | 136.5 |
| 14 | 20 | Franck Chahinian | | ARKADIA RACING | | | A | 14 | 9 | 9 | 2:03.614 | 2.576 | 0.344 | 136.1 |
| 15 | 65 | Christophe Vidal | | IND | | | A | 15 | 10 | 9 | 2:03.922 | 2.884 | 0.308 | 135.8 |
| 16 | 71 | Laurent Bouterin | | IND | | | A | 16 | 10 | 10 | 2:04.817 | 3.779 | 0.895 | 134.8 |
| 17 | 27 | Harald Mag | | CCF | | | A | 17 | 10 | 9 | 2:05.044 | 4.006 | 0.227 | 134.5 |
| 18 | 70 | Thomas Bouterin | | ST ELOI | | | A | 18 | 10 | 10 | 2:05.293 | 4.255 | 0.249 | 134.3 |
| 19 | 81 | Francois Xavier Fleury | | ST ELOI | | | A | 19 | 10 | 9 | 2:05.356 | 4.318 | 0.063 | 134.2 |
| 20 | 86 | Pierre-Gilles Gauthier | | ST ELOI | | | A | 20 | 10 | 10 | 2:07.040 | 6.002 | 1.684 | 132.4 |
| 21 | 68 | Christophe Antoni | | IND | | | A | 21 | 9 | 9 | 2:07.262 | 6.224 | 0.222 | 132.2 |

| | | | | | | | | | | | | | | |
|----------|----|------------------------|--|------------|--|--|---|---|----|----|----------|-------|-------|-------|
| B | | | | | | | | | | | | | | |
| 1 | 51 | Alain Girardot | | CCF | | | B | 1 | 10 | 9 | 2:02.019 | | | 137.9 |
| 2 | 60 | Francis Chatelain | | PALM | | | B | 2 | 10 | 10 | 2:02.604 | 0.585 | 0.585 | 137.2 |
| 3 | 32 | Jean-Pierre Mignatelli | | CCF | | | B | 3 | 10 | 9 | 2:02.988 | 0.969 | 0.384 | 136.8 |
| 4 | 13 | Norbert Paprocki | | ST ELOI | | | B | 4 | 10 | 10 | 2:05.273 | 3.254 | 2.285 | 134.3 |
| 5 | 61 | Michel Cloud | | CCF | | | B | 5 | 9 | 8 | 2:06.324 | 4.305 | 1.051 | 133.2 |
| 6 | 38 | Claude Boueix | | DOG RACING | | | B | 6 | 10 | 10 | 2:07.004 | 4.985 | 0.680 | 132.5 |
| 7 | 21 | Sylvio Bossi | | CCF | | | B | 7 | 10 | 10 | 2:08.312 | 6.293 | 1.308 | 131.1 |

Max. qual. time: 107% = 2:09.511

| | | | | | | | | | | | | | | |
|----|--------------------|--|---------|--|--|---|----|---|---|---|------------|-----------|-----------|-------|
| 26 | Gilles Charpentier | | CCF | | | B | 8 | 2 | 2 | 2 | 2:11.430 | 9.411 | 3.118 | 128.0 |
| 41 | Pascal Meignan | | ST ELOI | | | B | 9 | 2 | 2 | 2 | 2:14.458 | 12.439 | 3.028 | 125.1 |
| 92 | Olivier Loi | | ST ELOI | | | B | 10 | 2 | 1 | 1 | 9:32:52.98 | 9:30:50.9 | 9:30:38.5 | 00.0 |

*** PENALTIES**

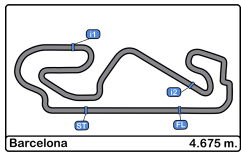
- CAR 92 TIME 2:17.419 DELETED TRACK LIMITS AT T 9
- CAR 51 TIME 2:03.093 DELETED TRACK LIMITS AT T 9
- CAR 12 TIME 2:02.934 DELETED TRACK LIMITS AT T 15
- CAR 60 TIME 5:17.326 DELETED TRACK LIMITS AT T 15
- CAR 9 TIME 2:01.186 DELETED TRACK LIMITS AT T 15
- CAR 88 TIME 2:03.959 DELETED TRACK LIMITS AT T 15
- CAR 68 - BEST LAP DELETED - CAUSING A COLISSION
- CAR 86 TIME 2:53.520 DELETED TRACK LIMITS AT T 15
- CAR 9 TIME 2:06.764 DELETED TRACK LIMITS AT T 15
- CAR 21 TIME 2:07.523 DELETED TRACK LIMITS AT T 15
- CAR 60 TIME 2:59.958 DELETED TRACK LIMITS AT T 15
- CAR 13 TIME 3:50.973 DELETED TRACK LIMITS AT T 15
- CAR 51 TIME 3:20.623 DELETED TRACK LIMITS AT T 15
- CAR 81 TIME 2:04.271 DELETED TRACK LIMITS AT T 15
- CAR 15 TIME 2:03.715 DELETED TRACK LIMITS AT T 9
- CAR 98 TIME 2:02.530 DELETED TRACK LIMITS AT T 9

Published at:.....

Track Temp: 11.7 °C Air Temp: 11.7 °C Humidity: 84 % Track Status: DRY

| | | |
|------------------|-----------------------|---|
| Stewards: | Race Director: | Timekeeper: Luis Angel Garcia Nufez JOB/I-0020-ESP |
|------------------|-----------------------|---|





Circuit de Barcelona
 Caterham Cup 420R
 Qualifying - 1
 Lap Analysis



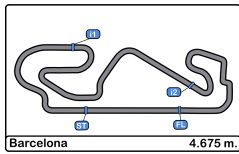
| 9 Henri Bizet | | | | | | | 13 Norbert Paprocki | | | | | | |
|---------------|---------------------|---------------|---------------|---------------|--------|-------------|---------------------|---------------------|---------------|---------------|---------------|--------|-------------|
| A PALM | | | | | | | B ST ELOI | | | | | | |
| Lap D | Time | Sector 1 | Sector 2 | Sector 3 | T. Spd | Elapsed | Lap D | Time | Sector 1 | Sector 2 | Sector 3 | T. Spd | Elapsed |
| 1 | 9:33:15.097 | 9:31:18.254 | 1:06.606 | 50.237 | 122.5 | 9:33:15.097 | 1 | 9:32:33.674 | 9:30:55.498 | 54.044 | 44.132 | 109.6 | 9:32:33.674 |
| 2 | 2:03.451 | 36.183 | 46.833 | 40.435 | 209.7 | 9:35:18.548 | 2 | 2:10.329 | 38.425 | 50.044 | 41.860 | 208.4 | 9:34:44.003 |
| 3 | 2:03.119 | 35.502 | 47.348 | 40.269 | 215.1 | 9:37:21.667 | 3 | 2:10.526 | 38.361 | 49.368 | 42.797 | 208.4 | 9:36:54.529 |
| 4 | 2:44.029 P | 35.625 | 46.383 | 1:22.021 | 216.0 | 9:40:05.696 | 4 | 2:25.432 P | 39.746 | 49.936 | 55.750 | 205.3 | 9:39:19.961 |
| 5 | 5:06.460 | 2:50.398 | 1:11.328 | 1:04.734 | 114.2 | 9:45:12.156 | 5 | 5:03.944 | 3:29.430 | 52.784 | 41.730 | 107.6 | 9:44:23.905 |
| 6 | 2:04.186 | 35.513 | 46.520 | 39.153 | 212.1 | 9:47:13.342 | 6 | 2:06.866 | 37.273 | 48.656 | 40.937 | 212.5 | 9:46:30.771 |
| 7 | 3:10.989 P | 35.645 | 1:19.607 | 1:15.737 | 216.0 | 9:50:24.331 | 7 | 2:53.059 P | 37.728 | 53.895 | 1:21.436 | 210.1 | 9:49:23.830 |
| 8 | 2:52.941 | 1:25.461 | 46.680 | 40.800 | 165.1 | 9:53:17.272 | 8 | 3:50.973 | 2:21.394 | 48.838 | 40.741 | 133.8 | 9:53:14.803 |
| 9 | 2:06.764 | 35.569 | 49.975 | 41.220 | 216.8 | 9:55:24.036 | 9 | 2:06.626 | 36.850 | 48.296 | 41.480 | 214.2 | 9:55:21.429 |
| 10 | 2:03.177 | 35.450 | 47.460 | 40.267 | 210.5 | 9:57:27.213 | 10 | 2:05.273 | 36.839 | 48.065 | 40.369 | 212.5 | 9:57:26.702 |
| 11 | | 45.124 | 1:12.036 | | 170.8 | | 11 | | 38.616 | 1:01.367 | | 199.6 | |

| 11 Remy Schmied | | | | | | | 15 Henri Charpentier | | | | | | |
|-----------------|-----------------|---------------|---------------|---------------|--------|-------------|----------------------|---------------------|---------------|---------------|---------------|--------|-------------|
| A IND | | | | | | | A CCF | | | | | | |
| Lap D | Time | Sector 1 | Sector 2 | Sector 3 | T. Spd | Elapsed | Lap D | Time | Sector 1 | Sector 2 | Sector 3 | T. Spd | Elapsed |
| 1 | 9:33:04.051 | 9:31:00.586 | 1:07.196 | 56.269 | 139.8 | 9:33:04.051 | 1 | 9:33:17.113 | 9:31:25.835 | 1:00.570 | 50.708 | 133.3 | 9:33:17.113 |
| 2 | 2:13.175 | 38.995 | 51.774 | 42.406 | 213.8 | 9:35:17.226 | 2 | 2:09.825 | 37.515 | 48.263 | 44.047 | 210.9 | 9:35:26.938 |
| 3 | 2:07.344 | 36.867 | 48.160 | 42.317 | 208.0 | 9:37:24.570 | 3 | 2:04.098 | 36.835 | 46.917 | 40.346 | 213.0 | 9:37:31.036 |
| 4 | 2:53.152 P | 36.229 | 47.943 | 1:28.980 | 211.3 | 9:40:17.722 | 4 | 2:55.378 P | 36.055 | 47.515 | 1:31.808 | 217.3 | 9:40:26.414 |
| 5 | 4:11.491 | 2:38.691 | 51.295 | 41.505 | 155.8 | 9:44:29.213 | 5 | 4:50.965 | 2:38.003 | 1:06.646 | 1:06.316 | 147.1 | 9:45:17.379 |
| 6 | 2:07.256 | 37.363 | 49.465 | 40.428 | 206.1 | 9:46:36.469 | 6 | 2:10.450 | 36.045 | 47.274 | 47.131 | 213.8 | 9:47:27.829 |
| 7 | 2:56.279 P | 36.238 | 53.844 | 1:26.197 | 213.8 | 9:49:32.748 | 7 | 3:26.525 P | 43.210 | 1:10.947 | 1:32.368 | 188.4 | 9:50:54.354 |
| 8 | 3:42.936 | 2:13.233 | 48.932 | 40.771 | 147.7 | 9:53:15.684 | 8 | 2:49.284 | 1:19.862 | 48.375 | 41.047 | 152.1 | 9:53:43.638 |
| 9 | 2:03.335 | 36.043 | 47.167 | 40.125 | 209.3 | 9:55:19.019 | 9 | 2:02.663 | 35.830 | 46.324 | 40.509 | 214.7 | 9:55:46.301 |
| 10 | 2:02.997 | 36.239 | 46.987 | 39.771 | 213.0 | 9:57:22.016 | 10 | 2:03.716 | 35.555 | 47.243 | 40.917 | 216.4 | 9:57:50.016 |
| 11 | | 39.206 | 58.782 | | 211.7 | | 11 | | 40.044 | 58.594 | | 206.1 | |

| 12 Arnaud Griffon | | | | | | | 17 Frederic Attia | | | | | | |
|-------------------|---------------------|---------------|---------------|---------------|--------|-------------|-------------------|-----------------|---------------|---------------|---------------|--------|-------------|
| A ARKADIA RACING | | | | | | | A CCF | | | | | | |
| Lap D | Time | Sector 1 | Sector 2 | Sector 3 | T. Spd | Elapsed | Lap D | Time | Sector 1 | Sector 2 | Sector 3 | T. Spd | Elapsed |
| 1 | 9:32:59.359 | 9:30:59.142 | 1:08.025 | 52.192 | 132.5 | 9:32:59.359 | 1 | 9:33:06.460 | 9:31:03.093 | 1:06.390 | 56.977 | 139.3 | 9:33:06.460 |
| 2 | 2:10.965 | 38.053 | 48.367 | 44.545 | 185.2 | 9:35:10.324 | 2 | 2:09.165 | 38.084 | 49.629 | 41.452 | 210.5 | 9:35:15.625 |
| 3 | 2:02.934 | 36.314 | 46.733 | 39.887 | 216.0 | 9:37:13.258 | 3 | 2:02.660 | 35.994 | 46.945 | 39.721 | 216.4 | 9:37:18.285 |
| 4 | 2:39.698 P | 36.617 | 47.175 | 1:15.906 | 212.5 | 9:39:52.956 | 4 | 2:42.455 P | 36.621 | 47.198 | 1:18.636 | 215.5 | 9:40:00.740 |
| 5 | 5:19.980 | 3:01.955 | 1:12.976 | 1:05.049 | 112.3 | 9:45:12.936 | 5 | 4:29.353 | 2:55.769 | 53.790 | 39.794 | 159.7 | 9:44:30.093 |
| 6 | 2:02.630 | 36.072 | 46.788 | 39.770 | 216.0 | 9:47:15.566 | 6 | 2:03.533 | 36.587 | 46.919 | 40.027 | 211.7 | 9:46:33.626 |
| 7 | 3:17.301 P | 40.112 | 1:17.268 | 1:19.921 | 216.4 | 9:50:32.867 | 7 | 2:49.400 P | 36.601 | 52.560 | 1:20.239 | 209.7 | 9:49:23.026 |
| 8 | 2:53.354 | 1:26.289 | 46.962 | 40.103 | 159.0 | 9:53:26.221 | 8 | 3:58.036 | 2:30.608 | 47.089 | 40.339 | 163.6 | 9:53:21.062 |
| 9 | 2:03.064 | 36.030 | 46.621 | 40.413 | 216.0 | 9:55:29.285 | 9 | 2:02.141 | 35.752 | 46.714 | 39.675 | 209.7 | 9:55:23.203 |
| 10 | 2:03.087 | 36.137 | 46.768 | 40.182 | 216.0 | 9:57:32.372 | 10 | 2:03.548 | 35.786 | 47.865 | 39.897 | 214.7 | 9:57:26.751 |
| 11 | | 45.434 | 1:07.958 | | 158.5 | | 11 | | 38.142 | 1:04.520 | | 216.4 | |

| 20 Franck Chahinian | | | | | | |
|---------------------|-----------------|---------------|---------------|---------------|--------|-------------|
| A ARKADIA RACING | | | | | | |
| Lap D | Time | Sector 1 | Sector 2 | Sector 3 | T. Spd | Elapsed |
| 1 | 9:33:01.390 | 9:31:07.454 | 1:01.218 | 52.718 | 137.7 | 9:33:01.390 |
| 2 | 2:11.878 | 41.005 | 50.086 | 40.787 | 194.5 | 9:35:13.268 |
| 3 | 2:04.390 | 36.433 | 47.273 | 40.684 | 215.1 | 9:37:17.658 |
| 4 | 2:41.258 P | 36.952 | 47.124 | 1:17.182 | 212.5 | 9:39:58.916 |
| 5 | 6:57.359 | 5:06.803 | 1:10.263 | 40.293 | 68.9 | 9:46:56.275 |
| 6 | 2:54.834 P | 36.209 | 1:04.460 | 1:14.165 | 215.1 | 9:49:51.109 |
| 7 | 3:21.169 | 1:53.383 | 47.561 | 40.225 | 136.0 | 9:53:12.278 |
| 8 | 2:03.627 | 36.159 | 47.660 | 39.808 | 213.0 | 9:55:15.905 |
| 9 | 2:03.614 | 36.116 | 47.703 | 39.795 | 213.0 | 9:57:19.519 |
| 10 | | 43.422 | 1:04.039 | | 172.2 | |





Circuit de Barcelona
Caterham Cup 420R
Qualifying - 1
Lap Analysis



21

Sylvio Bossi

B CCF

| Lap | D | Time | Sector 1 | Sector 2 | Sector 3 | T. Spd | Elapsed |
|-----|---|---------------------|-------------|----------|----------|--------|-------------|
| 1 | | 9:33:10.812 | 9:31:08.181 | 1:04.538 | 58.093 | 132.6 | 9:33:10.812 |
| 2 | | 2:11.651 | 38.481 | 50.920 | 42.250 | 210.1 | 9:35:22.463 |
| 3 | | 2:08.575 | 37.703 | 49.118 | 41.754 | 198.5 | 9:37:31.038 |
| 4 | | 2:59.518 P | 37.336 | 48.478 | 1:33.704 | 210.9 | 9:40:30.556 |
| 5 | | 4:48.027 | 2:36.332 | 1:06.688 | 1:05.007 | 141.5 | 9:45:18.583 |
| 6 | | 2:08.496 | 37.923 | 48.606 | 41.967 | 212.5 | 9:47:27.079 |
| 7 | | 3:24.063 P | 42.094 | 1:11.975 | 1:29.994 | 173.9 | 9:50:51.142 |
| 8 | | 2:52.439 | 1:20.535 | 50.516 | 41.388 | 147.7 | 9:53:43.581 |
| 9 | | 2:07.523 | 37.740 | 48.513 | 41.270 | 212.1 | 9:55:51.104 |
| 10 | | 2:08.312 | 36.979 | 48.193 | 43.140 | 212.1 | 9:57:59.416 |
| 11 | | | 46.790 | 54.191 | | 136.5 | |

32

Jean-Pierre Mignatelli

B CCF

| Lap | D | Time | Sector 1 | Sector 2 | Sector 3 | T. Spd | Elapsed |
|-----|---|-------------|-------------|----------|----------|--------|-------------|
| 1 | | 9:33:16.169 | 9:31:20.819 | 1:04.641 | 50.709 | 127.8 | 9:33:16.169 |
| 2 | | 2:06.884 | 37.596 | 48.664 | 40.624 | 203.3 | 9:35:23.053 |
| 3 | | 2:06.820 | 38.298 | 47.831 | 40.691 | 172.2 | 9:37:29.873 |
| 4 | | 4:39.757 P | 36.624 | 3:08.679 | 54.454 | 215.1 | 9:42:09.630 |
| 5 | | 3:14.970 | 1:06.432 | 1:00.353 | 1:08.185 | 150.4 | 9:45:24.600 |
| 6 | | 2:07.858 | 36.290 | 47.570 | 43.998 | 214.2 | 9:47:32.458 |
| 7 | | 3:32.195 P | 50.752 | 1:07.782 | 1:33.661 | 151.8 | 9:51:04.653 |
| 8 | | 2:45.494 | 1:14.334 | 48.808 | 42.352 | 143.8 | 9:53:50.147 |
| 9 | | 2:02.988 | 35.986 | 46.871 | 40.131 | 215.5 | 9:55:53.135 |
| 10 | | 2:04.989 | 36.187 | 47.285 | 41.517 | 215.1 | 9:57:58.124 |
| 11 | | | 42.728 | 52.713 | | 148.5 | |

26

Gilles Charpentier

B CCF

| Lap | D | Time | Sector 1 | Sector 2 | Sector 3 | T. Spd | Elapsed |
|-----|---|-------------|-------------|----------|----------|--------|-------------|
| 1 | | 9:33:20.180 | 9:31:28.803 | 58.894 | 52.483 | 138.8 | 9:33:20.180 |
| 2 | | 2:11.430 | 38.890 | 49.960 | 42.580 | 201.8 | 9:35:31.610 |

38

Claude Boueix

B DOG RACING

| Lap | D | Time | Sector 1 | Sector 2 | Sector 3 | T. Spd | Elapsed |
|-----|---|-------------|-------------|----------|----------|--------|-------------|
| 1 | | 9:33:10.030 | 9:31:10.101 | 1:01.243 | 58.686 | 133.3 | 9:33:10.030 |
| 2 | | 2:10.547 | 38.503 | 49.344 | 42.700 | 206.8 | 9:35:20.577 |
| 3 | | 2:07.155 | 37.773 | 48.492 | 40.890 | 212.5 | 9:37:27.732 |
| 4 | | 2:56.167 P | 36.996 | 48.260 | 1:30.911 | 215.5 | 9:40:23.899 |
| 5 | | 4:53.404 | 2:48.951 | 1:00.003 | 1:04.450 | 156.7 | 9:45:17.303 |
| 6 | | 2:09.197 | 37.344 | 48.225 | 43.628 | 208.8 | 9:47:26.500 |
| 7 | | 3:22.484 P | 41.219 | 1:11.981 | 1:29.284 | 189.4 | 9:50:48.984 |
| 8 | | 3:02.011 | 1:31.593 | 48.688 | 41.730 | 155.6 | 9:53:50.995 |
| 9 | | 2:07.344 | 37.117 | 48.771 | 41.456 | 215.5 | 9:55:58.339 |
| 10 | | 2:07.004 | 37.133 | 48.351 | 41.520 | 215.5 | 9:58:05.343 |
| 11 | | | 43.596 | 54.519 | | 166.4 | |

27

Harald Mag

A CCF

| Lap | D | Time | Sector 1 | Sector 2 | Sector 3 | T. Spd | Elapsed |
|-----|---|-------------|-------------|----------|----------|--------|-------------|
| 1 | | 9:33:18.982 | 9:31:20.849 | 1:05.166 | 52.967 | 129.6 | 9:33:18.982 |
| 2 | | 2:08.515 | 37.798 | 48.850 | 41.867 | 215.5 | 9:35:27.497 |
| 3 | | 2:09.100 | 39.288 | 48.582 | 41.230 | 193.5 | 9:37:36.597 |
| 4 | | 3:01.060 P | 37.822 | 50.984 | 1:32.254 | 212.1 | 9:40:37.657 |
| 5 | | 4:44.544 | 2:31.901 | 1:05.661 | 1:06.982 | 139.3 | 9:45:22.201 |
| 6 | | 2:07.767 | 37.227 | 47.897 | 42.643 | 215.5 | 9:47:29.968 |
| 7 | | 3:30.501 P | 52.403 | 1:07.747 | 1:30.351 | 118.8 | 9:51:00.469 |
| 8 | | 2:47.043 | 1:18.107 | 48.233 | 40.703 | 145.1 | 9:53:47.512 |
| 9 | | 2:05.044 | 37.274 | 47.388 | 40.382 | 216.8 | 9:55:52.556 |
| 10 | | 2:06.901 | 36.763 | 48.269 | 41.869 | 215.1 | 9:57:59.457 |
| 11 | | | 45.323 | 53.396 | | 134.1 | |

39

Stephane Guerin

A ARKADIA RACING

| Lap | D | Time | Sector 1 | Sector 2 | Sector 3 | T. Spd | Elapsed |
|-----|---|-------------|-------------|----------|----------|--------|-------------|
| 1 | | 9:32:52.405 | 9:30:57.354 | 1:06.070 | 48.981 | 112.9 | 9:32:52.405 |
| 2 | | 2:19.722 | 49.336 | 49.699 | 40.687 | 132.0 | 9:35:12.127 |
| 3 | | 2:04.176 | 36.416 | 47.299 | 40.461 | 210.5 | 9:37:16.303 |
| 4 | | 2:38.891 P | 35.764 | 47.003 | 1:16.124 | 213.8 | 9:39:55.194 |
| 5 | | 5:15.114 | 3:00.098 | 1:11.231 | 1:03.785 | 103.7 | 9:45:10.308 |
| 6 | | 2:02.389 | 36.156 | 46.770 | 39.463 | 212.1 | 9:47:12.697 |
| 7 | | 3:14.787 P | 36.975 | 1:20.728 | 1:17.084 | 215.1 | 9:50:27.484 |
| 8 | | 2:53.189 | 1:25.503 | 47.464 | 40.222 | 163.1 | 9:53:20.673 |
| 9 | | 2:09.930 | 36.064 | 47.072 | 46.794 | 215.5 | 9:55:30.603 |
| 10 | | 2:01.898 | 35.727 | 46.621 | 39.550 | 215.5 | 9:57:32.501 |
| 11 | | | 35.876 | 1:00.505 | | 216.0 | |

29

Eric Moussier

A CCF

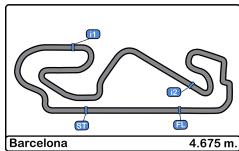
| Lap | D | Time | Sector 1 | Sector 2 | Sector 3 | T. Spd | Elapsed |
|-----|---|-------------|-------------|----------|----------|--------|-------------|
| 1 | | 9:33:00.242 | 9:31:01.801 | 1:06.293 | 52.148 | 121.3 | 9:33:00.242 |
| 2 | | 2:08.753 | 40.692 | 48.166 | 39.895 | 211.3 | 9:35:08.995 |
| 3 | | 2:04.485 | 36.000 | 47.039 | 41.446 | 213.4 | 9:37:13.480 |
| 4 | | 2:31.065 P | 35.629 | 46.502 | 1:08.934 | 215.5 | 9:39:44.545 |
| 5 | | 5:06.894 | 3:10.422 | 1:03.250 | 53.222 | 158.1 | 9:44:51.439 |
| 6 | | 2:03.032 | 36.660 | 47.081 | 39.291 | 206.1 | 9:46:54.471 |
| 7 | | 2:49.156 P | 36.061 | 1:02.876 | 1:10.219 | 209.7 | 9:49:43.627 |
| 8 | | 3:25.840 | 1:59.756 | 46.991 | 39.093 | 137.4 | 9:53:09.467 |
| 9 | | 2:02.362 | 35.994 | 46.937 | 39.431 | 208.8 | 9:55:11.829 |
| 10 | | 2:04.774 | 36.471 | 46.801 | 41.502 | 195.6 | 9:57:16.603 |
| 11 | | | 45.509 | 1:03.544 | | 160.0 | |

41

Pascal Meignan

B ST ELOI

| Lap | D | Time | Sector 1 | Sector 2 | Sector 3 | T. Spd | Elapsed |
|-----|---|-------------|-------------|----------|----------|--------|-------------|
| 1 | | 9:33:17.725 | 9:31:21.652 | 1:05.122 | 50.951 | 140.8 | 9:33:17.725 |
| 2 | | 2:14.458 | 37.400 | 48.328 | 48.730 | 216.4 | 9:35:32.183 |



Circuit de Barcelona
Caterham Cup 420R
Qualifying - 1
Lap Analysis



75

Alexandre Pinto

A ST ELOI

| Lap D | Time | Sector 1 | Sector 2 | Sector 3 | T. Spd | Elapsed |
|-------|-------------|-------------|----------|----------|--------|-------------|
| 1 | 9:33:03.624 | 9:31:08.846 | 1:00.441 | 54.337 | 143.2 | 9:33:03.624 |
| 2 | 2:10.337 | 39.063 | 50.530 | 40.744 | 216.4 | 9:35:13.961 |
| 3 | 2:03.685 | 35.988 | 47.265 | 40.432 | 216.4 | 9:37:17.646 |
| 4 | 2:39.622 P | 36.205 | 46.677 | 1:16.740 | 214.7 | 9:39:57.268 |
| 5 | 4:25.364 | 2:54.470 | 50.112 | 40.782 | 109.6 | 9:44:22.632 |
| 6 | 2:03.910 | 36.741 | 47.221 | 39.948 | 204.1 | 9:46:26.542 |
| 7 | 3:09.478 P | 46.584 | 1:05.660 | 1:17.234 | 165.1 | 9:49:36.020 |
| 8 | 3:48.390 | 2:21.617 | 47.070 | 39.703 | 156.9 | 9:53:24.410 |
| 9 | 2:02.964 | 36.077 | 46.781 | 40.106 | 214.2 | 9:55:27.374 |
| 10 | 2:02.871 | 35.922 | 47.143 | 39.806 | 214.7 | 9:57:30.245 |
| 11 | | 36.460 | 59.430 | | 217.3 | |

81

Francois Xavier Fleury

A ST ELOI

| Lap D | Time | Sector 1 | Sector 2 | Sector 3 | T. Spd | Elapsed |
|-------|-------------|-------------|----------|----------|--------|-------------|
| 1 | 9:33:08.025 | 9:31:05.798 | 1:04.822 | 57.405 | 140.4 | 9:33:08.025 |
| 2 | 2:10.396 | 37.525 | 50.858 | 42.013 | 215.1 | 9:35:18.421 |
| 3 | 2:06.422 | 36.962 | 48.806 | 40.654 | 211.7 | 9:37:24.843 |
| 4 | 2:48.628 P | 36.246 | 47.619 | 1:24.763 | 205.3 | 9:40:13.471 |
| 5 | 5:02.460 | 2:44.273 | 1:10.792 | 1:07.395 | 157.4 | 9:45:15.931 |
| 6 | 2:09.897 | 36.660 | 49.622 | 43.615 | 211.7 | 9:47:25.828 |
| 7 | 3:17.886 P | 38.349 | 1:13.269 | 1:26.268 | 213.4 | 9:50:43.714 |
| 8 | 2:58.156 | 1:28.692 | 48.900 | 40.564 | 148.3 | 9:53:41.870 |
| 9 | 2:05.356 | 36.467 | 47.529 | 41.360 | 211.3 | 9:55:47.226 |
| 10 | 2:04.274 | 36.617 | 47.183 | 40.471 | 211.7 | 9:57:51.497 |
| 11 | | 40.528 | 58.198 | | 202.2 | |

77

Arnaud Mignatelli

A CCF

| Lap D | Time | Sector 1 | Sector 2 | Sector 3 | T. Spd | Elapsed |
|-------|-------------|-------------|----------|----------|--------|-------------|
| 1 | 9:32:32.188 | 9:30:54.997 | 54.062 | 43.129 | 126.7 | 9:32:32.188 |
| 2 | 2:06.785 | 37.915 | 48.557 | 40.313 | 206.5 | 9:34:38.973 |
| 3 | 2:03.162 | 36.371 | 47.212 | 39.579 | 208.8 | 9:36:42.135 |
| 4 | 2:05.504 | 37.618 | 48.141 | 39.745 | 202.2 | 9:38:47.639 |
| 5 | 2:47.167 P | 45.588 | 59.318 | 1:02.261 | 133.0 | 9:41:34.806 |
| 6 | 3:36.575 | 1:36.048 | 1:00.712 | 59.815 | 155.6 | 9:45:11.381 |
| 7 | 2:02.942 | 36.157 | 46.738 | 40.047 | 216.8 | 9:47:14.323 |
| 8 | 3:15.223 P | 37.315 | 1:20.096 | 1:17.812 | 215.5 | 9:50:29.546 |
| 9 | 2:53.104 | 1:26.744 | 46.658 | 39.702 | 155.6 | 9:53:22.650 |
| 10 | 2:02.297 | 35.835 | 46.338 | 40.124 | 213.4 | 9:55:24.947 |
| 11 | 2:03.906 | 35.887 | 46.315 | 41.704 | 211.3 | 9:57:28.853 |
| 12 | | 36.015 | 59.734 | | 210.1 | |

86

Pierre-Gilles Gauthier

A ST ELOI

| Lap D | Time | Sector 1 | Sector 2 | Sector 3 | T. Spd | Elapsed |
|-------|-------------|-------------|----------|----------|--------|-------------|
| 1 | 9:33:22.003 | 9:31:23.198 | 1:05.190 | 53.615 | 148.9 | 9:33:22.003 |
| 2 | 2:10.322 | 38.847 | 49.700 | 41.775 | 208.4 | 9:35:32.325 |
| 3 | 2:10.910 | 39.754 | 49.340 | 41.816 | 208.0 | 9:37:43.235 |
| 4 | 2:56.611 P | 37.688 | 55.637 | 1:23.286 | 208.0 | 9:40:39.846 |
| 5 | 4:40.857 | 2:27.802 | 1:07.228 | 1:05.827 | 138.6 | 9:45:20.703 |
| 6 | 2:09.032 | 37.686 | 48.280 | 43.066 | 208.8 | 9:47:29.735 |
| 7 | 3:26.798 P | 49.693 | 1:10.047 | 1:27.058 | 128.2 | 9:50:56.533 |
| 8 | 2:53.520 | 1:19.191 | 49.560 | 44.769 | 156.5 | 9:53:50.053 |
| 9 | 2:07.820 | 37.835 | 48.587 | 41.398 | 210.9 | 9:55:57.873 |
| 10 | 2:07.040 | 37.332 | 48.335 | 41.373 | 210.1 | 9:58:04.913 |
| 11 | | 39.351 | 49.931 | | 210.5 | |

80

Sébastien Montagne

A ST ELOI

| Lap D | Time | Sector 1 | Sector 2 | Sector 3 | T. Spd | Elapsed |
|-------|-------------|-------------|----------|----------|--------|-------------|
| 1 | 9:33:07.166 | 9:31:09.631 | 1:00.749 | 56.786 | 136.7 | 9:33:07.166 |
| 2 | 2:10.330 | 37.913 | 50.721 | 41.696 | 214.7 | 9:35:17.496 |
| 3 | 2:05.627 | 35.980 | 48.370 | 41.277 | 213.0 | 9:37:23.123 |
| 4 | 2:46.949 P | 36.266 | 46.965 | 1:23.718 | 209.3 | 9:40:10.072 |
| 5 | 5:04.519 | 2:49.473 | 1:10.983 | 1:04.063 | 161.4 | 9:45:14.591 |
| 6 | 2:03.442 | 36.307 | 47.379 | 39.756 | 211.7 | 9:47:18.033 |
| 7 | 3:16.928 P | 38.307 | 1:17.902 | 1:20.719 | 213.4 | 9:50:34.961 |
| 8 | 3:03.057 | 1:35.306 | 47.174 | 40.577 | 149.1 | 9:53:38.018 |
| 9 | 2:03.118 | 36.478 | 47.032 | 39.608 | 209.7 | 9:55:41.136 |
| 10 | 2:02.734 | 36.160 | 47.046 | 39.528 | 210.5 | 9:57:43.870 |
| 11 | | 39.928 | 1:03.413 | | 181.8 | |

88

Tom Verdier

A ROSELSP

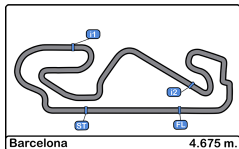
| Lap D | Time | Sector 1 | Sector 2 | Sector 3 | T. Spd | Elapsed |
|-------|-------------|-------------|----------|----------|--------|-------------|
| 1 | 9:32:58.760 | 9:30:59.941 | 1:07.589 | 51.230 | 139.7 | 9:32:58.760 |
| 2 | 2:10.947 | 42.674 | 48.361 | 39.912 | 210.5 | 9:35:09.707 |
| 3 | 2:01.594 | 35.532 | 46.815 | 39.247 | 215.1 | 9:37:11.301 |
| 4 | 2:36.751 P | 35.661 | 48.203 | 1:12.887 | 212.1 | 9:39:48.052 |
| 5 | 5:18.600 | 3:05.864 | 1:11.313 | 1:01.423 | 112.2 | 9:45:06.652 |
| 6 | 2:03.959 | 38.016 | 46.988 | 38.955 | 208.4 | 9:47:10.611 |
| 7 | 3:11.883 P | 37.964 | 1:17.846 | 1:16.073 | 216.0 | 9:50:22.494 |
| 8 | 3:22.893 | 1:56.690 | 47.017 | 39.186 | 146.3 | 9:53:45.387 |
| 9 | 2:01.102 | 35.566 | 46.078 | 39.458 | 216.4 | 9:55:46.489 |
| 10 | 2:01.403 | 35.624 | 46.623 | 39.156 | 215.5 | 9:57:47.892 |
| 11 | | 41.440 | 58.562 | | 182.4 | |

92

Olivier Loi

B ST ELOI

| Lap D | Time | Sector 1 | Sector 2 | Sector 3 | T. Spd | Elapsed |
|-------|-------------|-------------|----------|----------|--------|-------------|
| 1 | 9:32:52.985 | 9:30:57.194 | 1:07.514 | 48.277 | 105.9 | 9:32:52.985 |
| 2 | 2:47.449 | 45.665 | 49.468 | 42.286 | 122.8 | 9:35:10.404 |



Circuit de Barcelona
 Caterham Cup 420R
 Qualifying - 1
 Lap Analysis



98

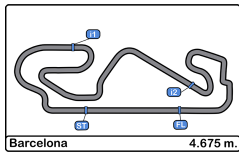
Olivier Guerin

A

CCF

| Lap | D | Time | Sector 1 | Sector 2 | Sector 3 | T. Spd | Elapsed |
|-----|---|---------------------|-------------|----------|----------|--------|-------------|
| 1 | | 9:33:06.268 | 9:31:07.870 | 1:01.719 | 56.679 | 130.9 | 9:33:06.268 |
| 2 | | 2:10.525 | 38.485 | 50.482 | 41.558 | 213.0 | 9:35:16.793 |
| 3 | | 2:05.968 | 36.513 | 48.123 | 41.332 | 212.5 | 9:37:22.761 |
| 4 | | 2:45.938 P | 35.883 | 47.007 | 1:23.048 | 214.7 | 9:40:08.699 |
| 5 | | 4:21.323 | 2:47.869 | 52.036 | 41.418 | 154.7 | 9:44:30.022 |
| 6 | | 2:04.488 | 36.347 | 47.828 | 40.313 | 212.5 | 9:46:34.510 |
| 7 | | 2:52.723 P | 36.143 | 52.429 | 1:24.151 | 210.5 | 9:49:27.233 |
| 8 | | 3:45.981 | 2:18.352 | 47.583 | 40.046 | 146.9 | 9:53:13.214 |
| 9 | | 2:02.530 | 35.671 | 46.704 | 40.155 | 216.0 | 9:55:15.744 |
| 10 | | 2:03.270 | 36.368 | 46.967 | 39.935 | 212.5 | 9:57:19.014 |
| 11 | | | 37.351 | 59.067 | | 215.5 | |





Circuit de Barcelona

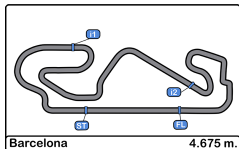
Caterham Cup 420R

Qualifying - 1

Best Sectors Results



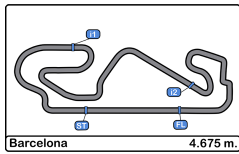
| Sector - 1 | | | Sector - 2 | | | Sector - 3 | | | Ideal Lap vs Best Lap | | | | | | |
|------------|----|------------------------|------------|----|------------------------|------------|----|------------------------|-----------------------|------|----|------------------------|-----------|----------|------|
| Clas | Nº | Driver | Time | Nº | Driver | Time | Nº | Driver | Time | Clas | Nº | Driver | Ideal Lap | Best Lap | Clas |
| 1 | 44 | Adrien Catelin | 35.368 | 44 | Adrien Catelin | 45.981 | 88 | Tom Verdier | 38.955 | 1 | 44 | Adrien Catelin | 2:00.426 | 2:01.038 | 1 |
| 2 | 9 | Henri Bizet | 35.450 | 88 | Tom Verdier | 46.078 | 44 | Adrien Catelin | 39.077 | 2 | 88 | Tom Verdier | 2:00.565 | 2:01.102 | 2 |
| 3 | 88 | Tom Verdier | 35.532 | 60 | Francis Chatelain | 46.268 | 29 | Eric Moussier | 39.093 | 3 | 9 | Henri Bizet | 2:00.986 | 2:03.119 | 15 |
| 4 | 15 | Henri Charpentier | 35.555 | 77 | Arnaud Mignatelli | 46.315 | 9 | Henri Bizet | 39.153 | 4 | 29 | Eric Moussier | 2:01.224 | 2:02.362 | 7 |
| 5 | 60 | Francis Chatelain | 35.585 | 15 | Henri Charpentier | 46.324 | 51 | Alain Girardot | 39.372 | 5 | 60 | Francis Chatelain | 2:01.272 | 2:02.604 | 8 |
| 6 | 29 | Eric Moussier | 35.629 | 9 | Henri Bizet | 46.383 | 60 | Francis Chatelain | 39.419 | 6 | 77 | Arnaud Mignatelli | 2:01.729 | 2:02.297 | 6 |
| 7 | 98 | Olivier Guerin | 35.671 | 29 | Eric Moussier | 46.502 | 39 | Stephane Guerin | 39.463 | 7 | 39 | Stephane Guerin | 2:01.811 | 2:01.898 | 3 |
| 8 | 39 | Stephane Guerin | 35.727 | 51 | Alain Girardot | 46.600 | 80 | Sébastien Montagne | 39.528 | 8 | 51 | Alain Girardot | 2:01.842 | 2:02.019 | 4 |
| 9 | 17 | Frederic Attia | 35.752 | 39 | Stephane Guerin | 46.621 | 77 | Arnaud Mignatelli | 39.579 | 9 | 17 | Frederic Attia | 2:02.141 | 2:02.141 | 5 |
| 10 | 77 | Arnaud Mignatelli | 35.835 | 12 | Arnaud Griffon | 46.621 | 17 | Frederic Attia | 39.675 | 10 | 15 | Henri Charpentier | 2:02.225 | 2:02.663 | 10 |
| 11 | 51 | Alain Girardot | 35.870 | 75 | Alexandre Pinto | 46.677 | 75 | Alexandre Pinto | 39.703 | 11 | 75 | Alexandre Pinto | 2:02.302 | 2:02.871 | 12 |
| 12 | 75 | Alexandre Pinto | 35.922 | 98 | Olivier Guerin | 46.704 | 12 | Arnaud Griffon | 39.770 | 12 | 98 | Olivier Guerin | 2:02.310 | 2:03.270 | 16 |
| 13 | 80 | Sébastien Montagne | 35.980 | 17 | Frederic Attia | 46.714 | 11 | Remy Schmied | 39.771 | 13 | 12 | Arnaud Griffon | 2:02.421 | 2:02.630 | 9 |
| 14 | 32 | Jean-Pierre Mignatelli | 35.986 | 32 | Jean-Pierre Mignatelli | 46.871 | 20 | Franck Chahinian | 39.795 | 14 | 80 | Sébastien Montagne | 2:02.473 | 2:02.734 | 11 |
| 15 | 12 | Arnaud Griffon | 36.030 | 80 | Sébastien Montagne | 46.965 | 98 | Olivier Guerin | 39.935 | 15 | 11 | Remy Schmied | 2:02.801 | 2:02.997 | 14 |
| 16 | 11 | Remy Schmied | 36.043 | 11 | Remy Schmied | 46.987 | 65 | Christophe Vidal | 40.010 | 16 | 32 | Jean-Pierre Mignatelli | 2:02.988 | 2:02.988 | 13 |
| 17 | 20 | Franck Chahinian | 36.116 | 20 | Franck Chahinian | 47.124 | 32 | Jean-Pierre Mignatelli | 40.131 | 17 | 20 | Franck Chahinian | 2:03.035 | 2:03.614 | 17 |
| 18 | 65 | Christophe Vidal | 36.237 | 81 | Francois Xavier Fleury | 47.183 | 15 | Henri Charpentier | 40.346 | 18 | 65 | Christophe Vidal | 2:03.485 | 2:03.922 | 18 |
| 19 | 81 | Francois Xavier Fleury | 36.246 | 65 | Christophe Vidal | 47.238 | 71 | Laurent Bouterin | 40.348 | 19 | 81 | Francois Xavier Fleury | 2:03.900 | 2:05.356 | 23 |
| 20 | 71 | Laurent Bouterin | 36.385 | 27 | Harald Mag | 47.388 | 13 | Norbert Paprocki | 40.369 | 20 | 70 | Thomas Bouterin | 2:04.485 | 2:05.293 | 22 |
| 21 | 70 | Thomas Bouterin | 36.485 | 70 | Thomas Bouterin | 47.465 | 27 | Harald Mag | 40.382 | 21 | 27 | Harald Mag | 2:04.533 | 2:05.044 | 20 |
| 22 | 68 | Christophe Antoni | 36.609 | 68 | Christophe Antoni | 47.798 | 81 | Francois Xavier Fleury | 40.471 | 22 | 71 | Laurent Bouterin | 2:04.817 | 2:04.817 | 19 |
| 23 | 27 | Harald Mag | 36.763 | 61 | Michel Cloud | 47.845 | 70 | Thomas Bouterin | 40.535 | 23 | 13 | Norbert Paprocki | 2:05.273 | 2:05.273 | 21 |
| 24 | 13 | Norbert Paprocki | 36.839 | 13 | Norbert Paprocki | 48.065 | 38 | Claude Boueix | 40.890 | 24 | 68 | Christophe Antoni | 2:05.437 | 2:07.262 | 27 |
| 25 | 61 | Michel Cloud | 36.975 | 71 | Laurent Bouterin | 48.084 | 61 | Michel Cloud | 40.989 | 25 | 61 | Michel Cloud | 2:05.809 | 2:06.324 | 24 |
| 26 | 21 | Sylvio Bossi | 36.979 | 21 | Sylvio Bossi | 48.193 | 68 | Christophe Antoni | 41.030 | 26 | 38 | Claude Boueix | 2:06.111 | 2:07.004 | 25 |
| 27 | 38 | Claude Boueix | 36.996 | 38 | Claude Boueix | 48.225 | 21 | Sylvio Bossi | 41.270 | 27 | 21 | Sylvio Bossi | 2:06.442 | 2:08.312 | 28 |
| 28 | 86 | Pierre-Gilles Gauthier | 37.332 | 86 | Pierre-Gilles Gauthier | 48.280 | 86 | Pierre-Gilles Gauthier | 41.373 | 28 | 86 | Pierre-Gilles Gauthier | 2:06.985 | 2:07.040 | 26 |
| 29 | 41 | Pascal Meignan | 37.400 | 41 | Pascal Meignan | 48.328 | 92 | Olivier Loi | 42.286 | 29 | 26 | Gilles Charpentier | 2:11.430 | 2:11.430 | 29 |
| 30 | 26 | Gilles Charpentier | 38.890 | 92 | Olivier Loi | 49.468 | 26 | Gilles Charpentier | 42.580 | 30 | 41 | Pascal Meignan | 2:14.458 | 2:14.458 | 30 |
| 31 | 92 | Olivier Loi | 45.665 | 26 | Gilles Charpentier | 49.960 | 41 | Pascal Meignan | 48.730 | 31 | 92 | Olivier Loi | 2:17.419 | Transpo | 31 |



Circuit de Barcelona
Caterham Cup 420R
Qualifying - 1
Best 5 Lap Times



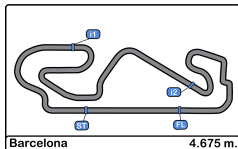
| Cls | N° | Driver | Nat | Team | Nat | Vehicle | Cat | Cls | Best 1 | | Best 2 | | Best 3 | | Best 4 | | Best 5 | |
|-----|----|------------------------|-----|----------------|-----|---------|-----|-----|----------|-----|----------|-----|----------|-----|----------|-----|----------|-----|
| | | | | | | | | | Time | Lap | Time | Lap | Time | Lap | Time | Lap | Time | Lap |
| 1 | 44 | Adrien Catelin | FRA | CCF | FRA | | A | 1 | 2:01.038 | 10 | 2:01.113 | 3 | 2:01.163 | 9 | 2:01.166 | 6 | 2:11.591 | 2 |
| 2 | 88 | Tom Verdier | FRA | ROSSELSP | FRA | | A | 2 | 2:01.102 | 9 | 2:01.403 | 10 | 2:01.594 | 3 | 2:10.947 | 2 | 3:22.893 | 8 |
| 3 | 39 | Stephane Guerin | FRA | ARKADIA RACING | FRA | | A | 3 | 2:01.898 | 10 | 2:02.389 | 6 | 2:04.176 | 3 | 2:09.930 | 9 | 2:19.722 | 2 |
| 4 | 51 | Alain Girardot | FRA | CCF | FRA | | B | 1 | 2:02.019 | 9 | 2:02.558 | 10 | 2:03.177 | 6 | 2:09.271 | 2 | 5:10.676 | 5 |
| 5 | 17 | Frederic Attia | FRA | CCF | FRA | | A | 4 | 2:02.141 | 9 | 2:02.660 | 3 | 2:03.533 | 6 | 2:03.548 | 10 | 2:09.165 | 2 |
| 6 | 77 | Arnaud Mignatelli | FRA | CCF | FRA | | A | 5 | 2:02.297 | 10 | 2:02.942 | 7 | 2:03.162 | 3 | 2:03.906 | 11 | 2:05.504 | 4 |
| 7 | 29 | Eric Moussier | FRA | CCF | FRA | | A | 6 | 2:02.362 | 9 | 2:03.032 | 6 | 2:04.485 | 3 | 2:04.774 | 10 | 2:08.753 | 2 |
| 8 | 60 | Francis Chatelain | FRA | PALM | FRA | | B | 2 | 2:02.604 | 10 | 2:02.718 | 9 | 2:03.553 | 3 | 2:03.854 | 6 | 2:09.057 | 2 |
| 9 | 12 | Arnaud Griffon | FRA | ARKADIA RACING | FRA | | A | 7 | 2:02.630 | 6 | 2:03.064 | 9 | 2:03.087 | 10 | 2:10.965 | 2 | 2:53.354 | 8 |
| 10 | 15 | Henri Charpentier | FRA | CCF | FRA | | A | 8 | 2:02.663 | 9 | 2:04.098 | 3 | 2:09.825 | 2 | 2:10.450 | 6 | 2:49.284 | 8 |
| 11 | 80 | Sébastien Montagne | FRA | ST ELOI | FRA | | A | 9 | 2:02.734 | 10 | 2:03.118 | 9 | 2:03.442 | 6 | 2:05.627 | 3 | 2:10.330 | 2 |
| 12 | 75 | Alexandre Pinto | FRA | ST ELOI | FRA | | A | 10 | 2:02.871 | 10 | 2:02.964 | 9 | 2:03.685 | 3 | 2:03.910 | 6 | 2:10.337 | 2 |
| 13 | 32 | Jean-Pierre Mignatelli | FRA | CCF | FRA | | B | 3 | 2:02.988 | 9 | 2:04.989 | 10 | 2:06.820 | 3 | 2:06.884 | 2 | 2:07.858 | 6 |
| 14 | 11 | Remy Schmied | FRA | IND | FRA | | A | 11 | 2:02.997 | 10 | 2:03.335 | 9 | 2:07.256 | 6 | 2:07.344 | 3 | 2:13.175 | 2 |
| 15 | 9 | Henri Bizet | FRA | PALM | FRA | | A | 12 | 2:03.119 | 3 | 2:03.177 | 10 | 2:03.451 | 2 | 2:52.941 | 8 | 5:06.460 | 5 |
| 16 | 98 | Olivier Guerin | FRA | CCF | FRA | | A | 13 | 2:03.270 | 10 | 2:04.488 | 6 | 2:05.968 | 3 | 2:10.525 | 2 | 3:45.981 | 8 |
| 17 | 20 | Franck Chahinian | FRA | ARKADIA RACING | FRA | | A | 14 | 2:03.614 | 9 | 2:03.627 | 8 | 2:04.390 | 3 | 2:11.878 | 2 | 3:21.169 | 7 |
| 18 | 65 | Christophe Vidal | FRA | IND | FRA | | A | 15 | 2:03.922 | 9 | 2:04.234 | 3 | 2:04.559 | 10 | 2:04.883 | 6 | 2:10.549 | 2 |
| 19 | 71 | Laurent Bouterin | FRA | IND | FRA | | A | 16 | 2:04.817 | 10 | 2:05.539 | 9 | 2:06.212 | 6 | 2:07.103 | 3 | 2:12.724 | 2 |
| 20 | 27 | Harald Mag | FRA | CCF | FRA | | A | 17 | 2:05.044 | 9 | 2:06.901 | 10 | 2:07.767 | 6 | 2:08.515 | 2 | 2:09.100 | 3 |
| 21 | 13 | Norbert Paprocki | FRA | ST ELOI | FRA | | B | 4 | 2:05.273 | 10 | 2:06.626 | 9 | 2:06.866 | 6 | 2:10.329 | 2 | 2:10.526 | 3 |
| 22 | 70 | Thomas Bouterin | FRA | ST ELOI | FRA | | A | 18 | 2:05.293 | 10 | 2:05.498 | 6 | 2:05.558 | 9 | 2:06.901 | 3 | 2:10.974 | 2 |
| 23 | 81 | Francois Xavier Fleury | FRA | ST ELOI | FRA | | A | 19 | 2:05.356 | 9 | 2:06.422 | 3 | 2:09.897 | 6 | 2:10.396 | 2 | 2:58.156 | 8 |
| 24 | 61 | Michel Cloud | FRA | CCF | FRA | | B | 5 | 2:06.324 | 8 | 2:06.955 | 9 | 2:07.832 | 3 | 2:12.366 | 2 | 4:54.645 | 5 |
| 25 | 38 | Claude Boueix | FRA | DOG RACING | FRA | | B | 6 | 2:07.004 | 10 | 2:07.155 | 3 | 2:07.344 | 9 | 2:09.197 | 6 | 2:10.547 | 2 |
| 26 | 86 | Pierre-Gilles Gauthier | FRA | ST ELOI | FRA | | A | 20 | 2:07.040 | 10 | 2:07.820 | 9 | 2:09.032 | 6 | 2:10.322 | 2 | 2:10.910 | 3 |
| 27 | 68 | Christophe Antoni | FRA | IND | FRA | | A | 21 | 2:07.262 | 9 | 2:07.632 | 8 | 2:11.138 | 2 | 2:38.625 | 7 | 4:59.539 | 5 |
| 28 | 21 | Sylvio Bossi | FRA | CCF | FRA | | B | 7 | 2:08.312 | 10 | 2:08.496 | 6 | 2:08.575 | 3 | 2:11.651 | 2 | 2:52.439 | 8 |
| 29 | 26 | Gilles Charpentier | FRA | CCF | FRA | | B | 8 | 2:11.430 | 2 | | | | | | | | |
| 30 | 41 | Pascal Meignan | FRA | ST ELOI | FRA | | B | 9 | 2:14.458 | 2 | | | | | | | | |
| 31 | 92 | Olivier Loi | FRA | ST ELOI | FRA | | B | 10 | | | | | | | | | | |



Circuit de Barcelona
Caterham Cup 420R
Qualifying - 1
Best 5 Top Speeds



| Cls | N° | Driver | Nat | Team | Nat | Vehicle | Cat | Cls | Top 1 | | Top 2 | | Top 3 | | Top 4 | | Top 5 | | Avg |
|-----|----|------------------------|-----|----------------|-----|---------|-----|-----|-------|-----|-------|-----|-------|-----|-------|-----|-------|-----|-------|
| | | | | | | | | | Km/h | Lap | Km/h | Lap | Km/h | Lap | Km/h | Lap | Km/h | Lap | |
| 1 | 15 | Henri Charpentier | FRA | CCF | FRA | | A | 1 | 217.3 | 4 | 216.4 | 10 | 214.7 | 9 | 213.8 | 6 | 213.0 | 3 | 215.0 |
| 2 | 44 | Adrien Catelin | FRA | CCF | FRA | | A | 2 | 217.3 | 3 | 217.3 | 6 | 216.8 | 9 | 216.0 | 10 | 215.5 | 4 | 216.6 |
| 3 | 68 | Christophe Antoni | FRA | IND | FRA | | A | 3 | 217.3 | 9 | 215.1 | 8 | 213.8 | 4 | 213.0 | 2 | 212.1 | 6 | 214.3 |
| 4 | 75 | Alexandre Pinto | FRA | ST ELOI | FRA | | A | 4 | 217.3 | 11 | 216.4 | 2 | 216.4 | 3 | 214.7 | 4 | 214.7 | 10 | 215.9 |
| 5 | 9 | Henri Bizet | FRA | PALM | FRA | | A | 5 | 216.8 | 9 | 216.0 | 4 | 216.0 | 7 | 215.1 | 3 | 212.1 | 6 | 215.2 |
| 6 | 27 | Harald Mag | FRA | CCF | FRA | | A | 6 | 216.8 | 9 | 215.5 | 2 | 215.5 | 6 | 215.1 | 10 | 212.1 | 4 | 215.0 |
| 7 | 60 | Francis Chatelain | FRA | PALM | FRA | | B | 1 | 216.8 | 6 | 216.8 | 7 | 214.2 | 10 | 213.4 | 4 | 211.7 | 3 | 214.6 |
| 8 | 77 | Arnaud Mignatelli | FRA | CCF | FRA | | A | 7 | 216.8 | 7 | 215.5 | 8 | 213.4 | 10 | 211.3 | 11 | 210.1 | 12 | 213.4 |
| 9 | 12 | Arnaud Griffon | FRA | ARKADIA RACING | FRA | | A | 8 | 216.4 | 7 | 216.0 | 3 | 216.0 | 6 | 216.0 | 9 | 216.0 | 10 | 216.0 |
| 10 | 17 | Frederic Attia | FRA | CCF | FRA | | A | 9 | 216.4 | 3 | 216.4 | 11 | 215.5 | 4 | 214.7 | 10 | 211.7 | 6 | 214.9 |
| 11 | 41 | Pascal Meignan | FRA | ST ELOI | FRA | | B | 2 | 216.4 | 2 | 140.8 | 1 | | | | | | | 178.6 |
| 12 | 51 | Alain Girardot | FRA | CCF | FRA | | B | 3 | 216.4 | 10 | 213.4 | 9 | 213.0 | 7 | 209.3 | 4 | 208.4 | 3 | 212.1 |
| 13 | 88 | Tom Verdier | FRA | ROSSELSP | FRA | | A | 10 | 216.4 | 9 | 216.0 | 7 | 215.5 | 10 | 215.1 | 3 | 212.1 | 4 | 215.0 |
| 14 | 39 | Stephane Guerin | FRA | ARKADIA RACING | FRA | | A | 11 | 216.0 | 11 | 215.5 | 9 | 215.5 | 10 | 215.1 | 7 | 213.8 | 4 | 215.2 |
| 15 | 98 | Olivier Guerin | FRA | CCF | FRA | | A | 12 | 216.0 | 9 | 215.5 | 11 | 214.7 | 4 | 213.0 | 2 | 212.5 | 3 | 214.3 |
| 16 | 29 | Eric Moussier | FRA | CCF | FRA | | A | 13 | 215.5 | 4 | 213.4 | 3 | 211.3 | 2 | 209.7 | 7 | 208.8 | 9 | 211.7 |
| 17 | 32 | Jean-Pierre Mignatelli | FRA | CCF | FRA | | B | 4 | 215.5 | 9 | 215.1 | 4 | 215.1 | 10 | 214.2 | 6 | 203.3 | 2 | 212.7 |
| 18 | 38 | Claude Boueix | FRA | DOG RACING | FRA | | B | 5 | 215.5 | 4 | 215.5 | 9 | 215.5 | 10 | 212.5 | 3 | 208.8 | 6 | 213.6 |
| 19 | 71 | Laurent Bouterin | FRA | IND | FRA | | A | 14 | 215.5 | 3 | 215.1 | 9 | 215.1 | 10 | 213.8 | 6 | 213.8 | 7 | 214.7 |
| 20 | 20 | Franck Chahinian | FRA | ARKADIA RACING | FRA | | A | 15 | 215.1 | 3 | 215.1 | 6 | 213.0 | 8 | 213.0 | 9 | 212.5 | 4 | 213.7 |
| 21 | 61 | Michel Cloud | FRA | CCF | FRA | | B | 6 | 215.1 | 8 | 211.7 | 6 | 208.8 | 3 | 208.0 | 4 | 207.2 | 9 | 210.2 |
| 22 | 81 | Francois Xavier Fleury | FRA | ST ELOI | FRA | | A | 16 | 215.1 | 2 | 213.4 | 7 | 211.7 | 3 | 211.7 | 6 | 211.7 | 10 | 212.7 |
| 23 | 70 | Thomas Bouterin | FRA | ST ELOI | FRA | | A | 17 | 214.7 | 3 | 213.8 | 2 | 213.4 | 4 | 210.9 | 7 | 209.7 | 10 | 212.5 |
| 24 | 80 | Sébastien Montagne | FRA | ST ELOI | FRA | | A | 18 | 214.7 | 2 | 213.4 | 7 | 213.0 | 3 | 211.7 | 6 | 210.5 | 10 | 212.6 |
| 25 | 13 | Norbert Paprocki | FRA | ST ELOI | FRA | | B | 7 | 214.2 | 9 | 212.5 | 6 | 212.5 | 10 | 210.1 | 7 | 208.4 | 2 | 211.6 |
| 26 | 65 | Christophe Vidal | FRA | IND | FRA | | A | 19 | 214.2 | 2 | 214.2 | 9 | 212.5 | 4 | 212.5 | 6 | 212.5 | 7 | 213.2 |
| 27 | 11 | Remy Schmied | FRA | IND | FRA | | A | 20 | 213.8 | 2 | 213.8 | 7 | 213.0 | 10 | 211.7 | 11 | 211.3 | 4 | 212.7 |
| 28 | 21 | Sylvio Bossi | FRA | CCF | FRA | | B | 8 | 212.5 | 6 | 212.1 | 9 | 212.1 | 10 | 210.9 | 4 | 210.1 | 2 | 211.6 |
| 29 | 86 | Pierre-Gilles Gauthier | FRA | ST ELOI | FRA | | A | 21 | 210.9 | 9 | 210.5 | 11 | 210.1 | 10 | 208.8 | 6 | 208.4 | 2 | 209.7 |
| 30 | 26 | Gilles Charpentier | FRA | CCF | FRA | | B | 9 | 201.8 | 2 | 138.8 | 1 | | | | | | | 170.3 |
| 31 | 92 | Olivier Loi | FRA | ST ELOI | FRA | | B | 10 | 122.8 | 2 | 105.9 | 1 | 69.3 | 3 | | | | | 99.3 |



Circuit de Barcelona

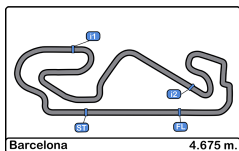
Caterham Cup 420R

Qualifying - 1

Fastest Laps Sequence



| Lap | Time of Day | Session Time | Nº | Driver | Nat | Team | Nat | Vehicle | Cat | Time | Km/h |
|-----|-------------|--------------|----|-------------------|-----|----------|-----|---------|-----|-----------------|-------|
| 2 | 9:34:38.973 | 4:38.973 | 77 | Arnaud Mignatelli | | CCF | | | A | 2:06.785 | 132.7 |
| 2 | 9:35:18.548 | 5:18.548 | 9 | Henri Bizet | | PALM | | | A | 2:03.451 | 136.3 |
| 3 | 9:36:42.135 | 6:42.135 | 77 | Arnaud Mignatelli | | CCF | | | A | 2:03.162 | 136.6 |
| 3 | 9:37:11.301 | 7:11.301 | 88 | Tom Verdier | | ROSSELSP | | | A | 2:01.594 | 138.4 |
| 3 | 9:37:13.550 | 7:13.550 | 44 | Adrien Catelin | | CCF | | | A | 2:01.113 | 138.9 |
| 9 | 9:55:46.489 | 25:46.489 | 88 | Tom Verdier | | ROSSELSP | | | A | 2:01.102 | 138.9 |
| 10 | 9:57:21.495 | 27:21.495 | 44 | Adrien Catelin | | CCF | | | A | 2:01.038 | 139.0 |



Circuit de Barcelona

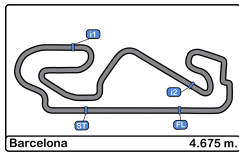
Caterham Cup 420R

Qualifying - 1

Event Best Maximum Speed



| Nº | Driver | Nat | Team | Nat | Vehicle | Cat | Clas | Km/h | Session |
|----|------------------------|-----|----------------|-----|---------|-----|------|-------|----------------|
| 9 | Henri Bizet | | PALM | | | A | 1 | 217.7 | Free Practice |
| 32 | Jean-Pierre Mignatelli | | CCF | | | B | 1 | 217.3 | Free Practice |
| 88 | Tom Verdier | | ROSSELSP | | | A | 2 | 217.3 | Free Practice |
| 77 | Arnaud Mignatelli | | CCF | | | A | 3 | 217.3 | Free Practice |
| 11 | Remy Schmied | | IND | | | A | 4 | 217.3 | Free Practice |
| 15 | Henri Charpentier | | CCF | | | A | 5 | 217.3 | Free Practice |
| 44 | Adrien Catelin | | CCF | | | A | 6 | 217.3 | Qualifying - 1 |
| 68 | Christophe Antoni | | IND | | | A | 7 | 217.3 | Qualifying - 1 |
| 75 | Alexandre Pinto | | ST ELOI | | | A | 8 | 217.3 | Qualifying - 1 |
| 80 | Sébastien Montagne | | ST ELOI | | | A | 9 | 216.8 | Free Practice |
| 92 | Olivier Loi | | ST ELOI | | | B | 2 | 216.8 | Free Practice |
| 39 | Stephane Guerin | | ARKADIA RACING | | | A | 10 | 216.8 | Free Practice |
| 60 | Francis Chatelain | | PALM | | | B | 3 | 216.8 | Qualifying - 1 |
| 27 | Harald Mag | | CCF | | | A | 11 | 216.8 | Qualifying - 1 |
| 24 | Bertrand Semaille | | CCF | | | A | 12 | 216.4 | Free Practice |
| 61 | Michel Cloud | | CCF | | | B | 4 | 216.4 | Free Practice |
| 65 | Christophe Vidal | | IND | | | A | 13 | 216.4 | Free Practice |
| 41 | Pascal Meignan | | ST ELOI | | | B | 5 | 216.4 | Qualifying - 1 |
| 17 | Frederic Attia | | CCF | | | A | 14 | 216.4 | Qualifying - 1 |
| 12 | Arnaud Griffon | | ARKADIA RACING | | | A | 15 | 216.4 | Qualifying - 1 |
| 51 | Alain Girardot | | CCF | | | B | 6 | 216.4 | Qualifying - 1 |
| 29 | Eric Moussier | | CCF | | | A | 16 | 216.0 | Free Practice |
| 98 | Olivier Guerin | | CCF | | | A | 17 | 216.0 | Qualifying - 1 |
| 70 | Thomas Bouterin | | ST ELOI | | | A | 18 | 215.5 | Free Practice |
| 20 | Franck Chahinian | | ARKADIA RACING | | | A | 19 | 215.5 | Free Practice |
| 13 | Norbert Paprocki | | ST ELOI | | | B | 7 | 215.5 | Free Practice |
| 71 | Laurent Bouterin | | IND | | | A | 20 | 215.5 | Qualifying - 1 |
| 38 | Claude Boueix | | DOG RACING | | | B | 8 | 215.5 | Qualifying - 1 |
| 81 | Francois Xavier Fleury | | ST ELOI | | | A | 21 | 215.1 | Free Practice |
| 7 | Vincent Beltoise | | CCF | | | B | 9 | 214.2 | Free Practice |
| 21 | Sylvio Bossi | | CCF | | | B | 10 | 212.5 | Qualifying - 1 |
| 86 | Pierre-Gilles Gauthier | | ST ELOI | | | A | 22 | 211.3 | Free Practice |
| 26 | Gilles Charpentier | | CCF | | | B | 11 | 208.0 | Free Practice |



Circuit de Barcelona

Caterham Cup 420R

Qualifying - 1

Pit Stop Analysis



9 Henri Bizet

A PALM

| Nº | In Day Time | In Time | Out Time | Pit Time | T. Pit Time | Handicap | Penalty |
|----|-------------|-------------|-------------|----------|-------------|----------|---------|
| 1 | 9:40:00.012 | 9:40:00.012 | 9:42:09.920 | 2:09.908 | 2:09.908 | | |
| 2 | 9:50:20.375 | 9:50:20.375 | 9:51:15.306 | 54.931 | 3:04.839 | | |

11 Remy Schmied

A IND

| Nº | In Day Time | In Time | Out Time | Pit Time | T. Pit Time | Handicap | Penalty |
|----|-------------|-------------|-------------|----------|-------------|----------|---------|
| 1 | 9:40:12.157 | 9:40:12.157 | 9:42:17.239 | 2:05.082 | 2:05.082 | | |
| 2 | 9:49:26.964 | 9:49:26.964 | 9:51:08.940 | 1:41.976 | 3:47.058 | | |

12 Arnaud Griffon

A ARKADIA RACING

| Nº | In Day Time | In Time | Out Time | Pit Time | T. Pit Time | Handicap | Penalty |
|----|-------------|-------------|-------------|----------|-------------|----------|---------|
| 1 | 9:39:47.600 | 9:39:47.600 | 9:42:06.587 | 2:18.987 | 2:18.987 | | |
| 2 | 9:50:28.814 | 9:50:28.814 | 9:51:24.497 | 55.683 | 3:14.670 | | |

13 Norbert Paprocki

B ST ELOI

| Nº | In Day Time | In Time | Out Time | Pit Time | T. Pit Time | Handicap | Penalty |
|----|-------------|-------------|-------------|----------|-------------|----------|---------|
| 1 | 9:39:16.218 | 9:39:16.218 | 9:39:54.490 | 38.272 | 38.272 | | |
| 2 | 9:49:14.882 | 9:49:14.882 | 9:51:03.477 | 1:48.595 | 2:26.867 | | |

15 Henri Charpentier

A CCF

| Nº | In Day Time | In Time | Out Time | Pit Time | T. Pit Time | Handicap | Penalty |
|----|-------------|-------------|-------------|----------|-------------|----------|---------|
| 1 | 9:40:21.511 | 9:40:21.511 | 9:42:27.367 | 2:05.856 | 2:05.856 | | |
| 2 | 9:50:49.249 | 9:50:49.249 | 9:51:37.196 | 47.947 | 2:53.803 | | |

17 Frederic Attia

A CCF

| Nº | In Day Time | In Time | Out Time | Pit Time | T. Pit Time | Handicap | Penalty |
|----|-------------|-------------|-------------|----------|-------------|----------|---------|
| 1 | 9:39:55.390 | 9:39:55.390 | 9:42:19.562 | 2:24.172 | 2:24.172 | | |
| 2 | 9:49:16.768 | 9:49:16.768 | 9:51:20.372 | 2:03.604 | 4:27.776 | | |

20 Franck Chahinian

A ARKADIA RACING

| Nº | In Day Time | In Time | Out Time | Pit Time | T. Pit Time | Handicap | Penalty |
|----|-------------|-------------|-------------|----------|-------------|----------|---------|
| 1 | 9:39:53.879 | 9:39:53.879 | 9:44:19.112 | 4:25.233 | 4:25.233 | | |
| 2 | 9:49:46.640 | 9:49:46.640 | 9:51:06.240 | 1:19.600 | 5:44.833 | | |

21 Sylvio Bossi

B CCF

| Nº | In Day Time | In Time | Out Time | Pit Time | T. Pit Time | Handicap | Penalty |
|----|-------------|-------------|-------------|----------|-------------|----------|---------|
| 1 | 9:40:24.919 | 9:40:24.919 | 9:42:28.140 | 2:03.221 | 2:03.221 | | |
| 2 | 9:50:46.159 | 9:50:46.159 | 9:51:33.961 | 47.802 | 2:51.023 | | |

27 Harald Mag

A CCF

| Nº | In Day Time | In Time | Out Time | Pit Time | T. Pit Time | Handicap | Penalty |
|----|-------------|-------------|-------------|----------|-------------|----------|---------|
| 1 | 9:40:32.251 | 9:40:32.251 | 9:42:30.464 | 1:58.213 | 1:58.213 | | |
| 2 | 9:50:56.029 | 9:50:56.029 | 9:51:40.039 | 44.010 | 2:42.223 | | |

29 Eric Moussier

A CCF

| Nº | In Day Time | In Time | Out Time | Pit Time | T. Pit Time | Handicap | Penalty |
|----|-------------|-------------|-------------|----------|-------------|----------|---------|
| 1 | 9:39:39.829 | 9:39:39.829 | 9:42:12.949 | 2:33.120 | 2:33.120 | | |
| 2 | 9:49:39.253 | 9:49:39.253 | 9:51:04.716 | 1:25.463 | 3:58.583 | | |

32 Jean-Pierre Mignatelli

B CCF

| Nº | In Day Time | In Time | Out Time | Pit Time | T. Pit Time | Handicap | Penalty |
|----|-------------|-------------|-------------|----------|-------------|----------|---------|
| 1 | 9:42:07.056 | 9:42:07.056 | 9:42:39.447 | 32.391 | 32.391 | | |
| 2 | 9:50:59.448 | 9:50:59.448 | 9:51:41.626 | 42.178 | 1:14.569 | | |

38 Claude Boueix

B DOG RACING

| Nº | In Day Time | In Time | Out Time | Pit Time | T. Pit Time | Handicap | Penalty |
|----|-------------|-------------|-------------|----------|-------------|----------|---------|
| 1 | 9:40:18.451 | 9:40:18.451 | 9:42:36.253 | 2:17.802 | 2:17.802 | | |
| 2 | 9:50:42.977 | 9:50:42.977 | 9:51:44.126 | 1:01.149 | 3:18.951 | | |

39 Stephane Guerin

A ARKADIA RACING

| Nº | In Day Time | In Time | Out Time | Pit Time | T. Pit Time | Handicap | Penalty |
|----|-------------|-------------|-------------|----------|-------------|----------|---------|
| 1 | 9:39:50.191 | 9:39:50.191 | 9:42:07.391 | 2:17.200 | 2:17.200 | | |
| 2 | 9:50:23.376 | 9:50:23.376 | 9:51:19.278 | 55.902 | 3:13.102 | | |

44 Adrien Catelin

A CCF

| Nº | In Day Time | In Time | Out Time | Pit Time | T. Pit Time | Handicap | Penalty |
|----|-------------|-------------|-------------|----------|-------------|----------|---------|
| 1 | 9:39:41.283 | 9:39:41.283 | 9:42:14.732 | 2:33.449 | 2:33.449 | | |
| 2 | 9:50:21.711 | 9:50:21.711 | 9:51:16.763 | 55.052 | 3:28.501 | | |

51 Alain Girardot

B CCF

| Nº | In Day Time | In Time | Out Time | Pit Time | T. Pit Time | Handicap | Penalty |
|----|-------------|-------------|-------------|----------|-------------|----------|---------|
| 1 | 9:39:37.032 | 9:39:37.032 | 9:42:15.913 | 2:38.881 | 2:38.881 | | |
| 2 | 9:49:45.384 | 9:49:45.384 | 9:51:05.521 | 1:20.137 | 3:59.018 | | |

60 Francis Chatelain

B PALM

| Nº | In Day Time | In Time | Out Time | Pit Time | T. Pit Time | Handicap | Penalty |
|----|-------------|-------------|-------------|----------|-------------|----------|---------|
| 1 | 9:39:45.280 | 9:39:45.280 | 9:42:05.562 | 2:20.282 | 2:20.282 | | |
| 2 | 9:50:15.757 | 9:50:15.757 | 9:51:13.673 | 57.916 | 3:18.198 | | |

61 Michel Cloud

B CCF

| Nº | In Day Time | In Time | Out Time | Pit Time | T. Pit Time | Handicap | Penalty |
|----|-------------|-------------|-------------|----------|-------------|----------|---------|
| 1 | 9:40:15.310 | 9:40:15.310 | 9:42:20.853 | 2:05.543 | 2:05.543 | | |
| 2 | 9:47:47.910 | 9:47:47.910 | 9:51:07.040 | 3:19.130 | 5:24.673 | | |

65 Christophe Vidal

A IND

| Nº | In Day Time | In Time | Out Time | Pit Time | T. Pit Time | Handicap | Penalty |
|----|-------------|-------------|-------------|----------|-------------|----------|---------|
| 1 | 9:39:57.264 | 9:39:57.264 | 9:42:11.118 | 2:13.854 | 2:13.854 | | |
| 2 | 9:49:25.252 | 9:49:25.252 | 9:51:11.187 | 1:45.935 | 3:59.789 | | |

68 Christophe Antoni

A IND

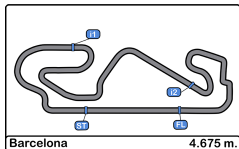
| Nº | In Day Time | In Time | Out Time | Pit Time | T. Pit Time | Handicap | Penalty |
|----|-------------|-------------|-------------|----------|-------------|----------|---------|
| 1 | 9:40:10.369 | 9:40:10.369 | 9:42:14.188 | 2:03.819 | 2:03.819 | | |
| 2 | 9:51:10.256 | 9:51:10.256 | 9:51:45.437 | 35.181 | 2:39.000 | | |

70 Thomas Bouterin

A ST ELOI

| Nº | In Day Time | In Time | Out Time | Pit Time | T. Pit Time | Handicap | Penalty |
|----|-------------|-------------|-------------|----------|-------------|----------|---------|
| 1 | 9:40:13.820 | 9:40:13.820 | 9:42:32.054 | 2:18.234 | 2:18.234 | | |
| 2 | 9:50:37.066 | 9:50:37.066 | 9:52:03.747 | 1:26.681 | 3:44.915 | | |





Circuito de Barcelona
Caterham Cup 420R
Qualifying - 1
Pit Stop Analysis



71 Laurent Bouterin

A IND

| Nº | In Day Time | In Time | Out Time | Pit Time | T. Pit Time | Handicap | Penalty |
|----|-------------|-------------|-------------|----------|-------------|----------|---------|
| 1 | 9:40:05.934 | 9:40:05.934 | 9:42:45.342 | 2:39.408 | 2:39.408 | | |
| 2 | 9:50:34.924 | 9:50:34.924 | 9:52:04.467 | 1:29.543 | 4:08.951 | | |

75 Alexandre Pinto

A ST ELOI

| Nº | In Day Time | In Time | Out Time | Pit Time | T. Pit Time | Handicap | Penalty |
|----|-------------|-------------|-------------|----------|-------------|----------|---------|
| 1 | 9:39:52.289 | 9:39:52.289 | 9:42:08.716 | 2:16.427 | 2:16.427 | | |
| 2 | 9:49:29.958 | 9:49:29.958 | 9:51:23.045 | 1:53.087 | 4:09.514 | | |

77 Arnaud Mignatelli

A CCF

| Nº | In Day Time | In Time | Out Time | Pit Time | T. Pit Time | Handicap | Penalty |
|----|-------------|-------------|-------------|----------|-------------|----------|---------|
| 1 | 9:41:31.226 | 9:41:31.226 | 9:42:34.745 | 1:03.519 | 1:03.519 | | |
| 2 | 9:50:25.648 | 9:50:25.648 | 9:51:22.007 | 56.359 | 1:59.878 | | |

80 Sébastien Montagne

A ST ELOI

| Nº | In Day Time | In Time | Out Time | Pit Time | T. Pit Time | Handicap | Penalty |
|----|-------------|-------------|-------------|----------|-------------|----------|---------|
| 1 | 9:40:04.315 | 9:40:04.315 | 9:42:22.790 | 2:18.475 | 2:18.475 | | |
| 2 | 9:50:30.725 | 9:50:30.725 | 9:51:27.303 | 56.578 | 3:15.053 | | |

81 Francois Xavier Fleury

A ST ELOI

| Nº | In Day Time | In Time | Out Time | Pit Time | T. Pit Time | Handicap | Penalty |
|----|-------------|-------------|-------------|----------|-------------|----------|---------|
| 1 | 9:40:08.099 | 9:40:08.099 | 9:42:20.278 | 2:12.179 | 2:12.179 | | |
| 2 | 9:50:39.852 | 9:50:39.852 | 9:51:35.609 | 55.757 | 3:07.936 | | |

86 Pierre-Gilles Gauthier

A ST ELOI

| Nº | In Day Time | In Time | Out Time | Pit Time | T. Pit Time | Handicap | Penalty |
|----|-------------|-------------|-------------|----------|-------------|----------|---------|
| 1 | 9:40:34.611 | 9:40:34.611 | 9:42:29.436 | 1:54.825 | 1:54.825 | | |
| 2 | 9:50:51.536 | 9:50:51.536 | 9:51:38.561 | 47.025 | 2:41.850 | | |

88 Tom Verdier

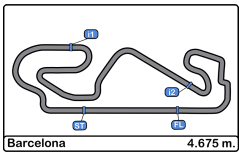
A ROSSELSP

| Nº | In Day Time | In Time | Out Time | Pit Time | T. Pit Time | Handicap | Penalty |
|----|-------------|-------------|-------------|----------|-------------|----------|---------|
| 1 | 9:39:43.074 | 9:39:43.074 | 9:42:04.345 | 2:21.271 | 2:21.271 | | |
| 2 | 9:50:18.160 | 9:50:18.160 | 9:51:42.699 | 1:24.539 | 3:45.810 | | |

98 Olivier Guerin

A CCF

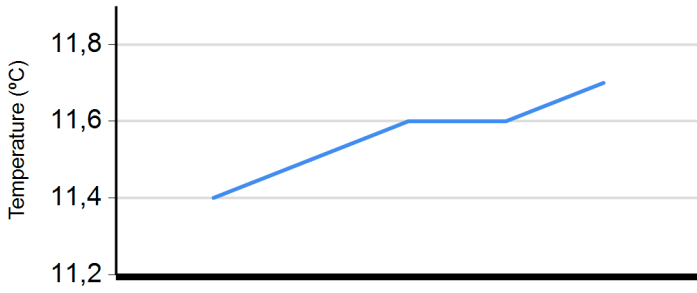
| Nº | In Day Time | In Time | Out Time | Pit Time | T. Pit Time | Handicap | Penalty |
|----|-------------|-------------|-------------|----------|-------------|----------|---------|
| 1 | 9:40:02.929 | 9:40:02.929 | 9:42:18.573 | 2:15.644 | 2:15.644 | | |
| 2 | 9:49:20.669 | 9:49:20.669 | 9:51:08.264 | 1:47.595 | 4:03.239 | | |




Circuit de Barcelona
 Caterham Cup 420R
 Qualifying - 1
 Weather Report



Air Temperature




Track Temperature




Session Time

Humidity



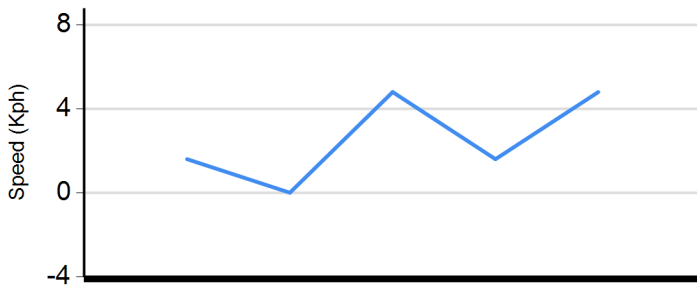
Session Time

Pressure



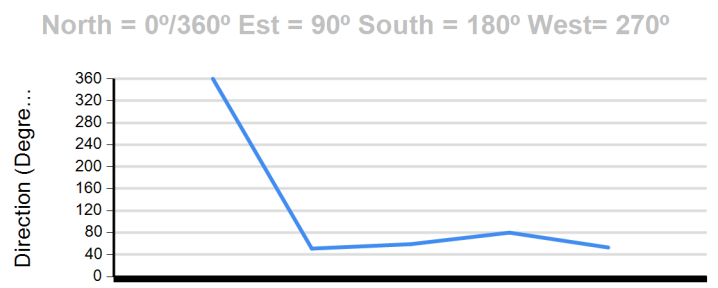
Session Time

Wind Speed



Session Time

Wind direction



Session Time

Session Time

