

Circuito de Barcelona
Caterham Cup Roadsport
Free Practice
Provisional Results



Clas	Nº	Driver	Nat	Team	Nat	Vehicle	Cat	Clas	Laps	Best	Time	Gap	Interval	Km/h
1	54	Mathys Jaubert	FRA	PALM	FRA				21	9	2:07.324			132.1
2	88	Harold Huot	FRA	ROSSELSP	FRA				19	15	2:08.179	0.855	0.855	131.3
3	6	Vincent Beltoise	FRA	CCF	FRA				21	21	2:08.534	1.210	0.355	130.9
4	23	Patrick Thome	FRA	CCF	FRA				21	18	2:08.817	1.493	0.283	130.6
5	1	Florian Bidaud	FRA	ROSSELSP	FRA				21	19	2:08.865	1.541	0.048	130.6
6	83	Baudouin Bauge	FRA	ST ELOI	FRA				20	18	2:08.893	1.569	0.028	130.5
7	47	Palma Christian Di	FRA	IND	FRA				22	18	2:08.941	1.617	0.048	130.5
8	20	Gary Gachnang	FRA	PALM	FRA				21	18	2:08.979	1.655	0.038	130.4
9	82	Alexandre Raymond	FRA	CCF	FRA				16	8	2:09.128	1.804	0.149	130.3
10	25	Thomas Monjalet	FRA	IND	FRA				21	16	2:09.288	1.964	0.160	130.1
11	26	Stephan Laganier	FRA	CCF	FRA				21	15	2:09.291	1.967	0.003	130.1
12	2	Jean-Michel Dallois	FRA	IND	FRA				22	7	2:09.341	2.017	0.050	130.1
13	58	Emmanuel Horneit	FRA	PALM	FRA				21	14	2:09.519	2.195	0.178	129.9
14	69	Ugo Leboucher	FRA	ST ELOI	FRA				21	21	2:09.613	2.289	0.094	129.8
15	3	Pierre-Emmanuel Dallois	FRA	IND	FRA				16	10	2:09.622	2.298	0.009	129.8
16	9	Tristan Clay	FRA	CCF	FRA				19	8	2:10.308	2.984	0.686	129.1
17	34	Stephane Djiane	FRA	CCF	FRA				21	10	2:10.344	3.020	0.036	129.1
18	55	Bertrand Semaille	FRA	PALM	FRA				21	17	2:10.469	3.145	0.125	128.9
19	12	Guillaume Dallois	FRA	IND	FRA				21	9	2:10.512	3.188	0.043	128.9
20	8	Xavier Bodard	FRA	ST ELOI	FRA				20	14	2:10.942	3.618	0.430	128.5
21	72	Yoan Chazal	FRA	ST ELOI	FRA				19	14	2:11.450	4.126	0.508	128.0
22	45	Guilhem Rouanet	FRA	IND	FRA				21	17	2:12.087	4.763	0.637	127.4
23	57	Olivier Hudin	FRA	IND	FRA				19	16	2:12.199	4.875	0.112	127.3
24	65	Gregory Neveu	FRA	IND	FRA				20	15	2:12.416	5.092	0.217	127.0
25	33	Sebastien Lenoir	FRA	IND	FRA				21	15	2:12.435	5.111	0.019	127.0
26	98	Thomas Carasco	FRA	IND	FRA				20	15	2:12.573	5.249	0.138	126.9
27	17	Arnaud Trotin	FRA	ROSSELSP	FRA				18	13	2:12.866	5.542	0.293	126.6
28	599	Frederic Domange	FRA	ST ELOI	FRA				19	6	2:13.635	6.311	0.769	125.9
29	43	Frederic Maloisel	FRA	ROSSELSP	FRA				19	15	2:14.791	7.467	1.156	124.8
30	10	Zuccarelli - Zuccarelli	FRA	CCF	FRA				16	6	2:15.055	7.731	0.264	124.6
31	68	Pigeon - Vankemmel	FRA	ST ELOI	FRA				20	20	2:16.681	9.357	1.626	123.1
32	63	Louis-Vincent Perrinel	FRA	ST ELOI	FRA				20	17	2:18.645	11.321	1.964	121.3
33	28	Eric Pinson	FRA	ST ELOI	FRA				18	9	2:18.966	11.642	0.321	121.1
34	99	Benoit Loffron	FRA	ST ELOI	FRA				19	13	2:19.111	11.787	0.145	120.9
35	16	Stephane Brun	FRA	ROSSELSP	FRA				17	4	2:19.806	12.482	0.695	120.3
36	4	Evelyne Buathier	FRA	ROSSELSP	FRA				18	15	2:24.549	17.225	4.743	116.4
37	67	Jean Claude Biasse	FRA	ST ELOI	FRA				17	16	2:25.169	17.845	0.620	115.9

Published at:.....

Track Temp: 14.8 °C Air Temp: 18.7 °C Humidity: 63 % Track Status: DRY

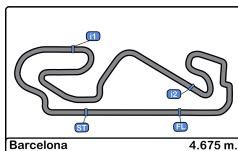
Stewards:

Race Director:

Timekeeper:


 Luis Angel Garcia Nuñez
 JOB/I-0020-ESP





Circuito de Barcelona
Caterham Cup Roadsport
Free Practice
Provisional Results by Category



Clas	Nº	Driver	Nat	Team	Nat	Vehicle	Cat	Clas	Laps	Best	Time	Gap	Interval	Km/h
1	54	Mathys Jaubert	FRA	PALM	FRA				21	9	2:07.324			132.1
2	88	Harold Huot	FRA	ROSSELSP	FRA				19	15	2:08.179	0.855	0.855	131.3
3	6	Vincent Beltoise	FRA	CCF	FRA				21	21	2:08.534	1.210	0.355	130.9
4	23	Patrick Thome	FRA	CCF	FRA				21	18	2:08.817	1.493	0.283	130.6
5	1	Florian Bidaud	FRA	ROSSELSP	FRA				21	19	2:08.865	1.541	0.048	130.6
6	83	Baudouin Bauge	FRA	ST ELOI	FRA				20	18	2:08.893	1.569	0.028	130.5
7	47	Palma Christian Di	FRA	IND	FRA				22	18	2:08.941	1.617	0.048	130.5
8	20	Gary Gachnang	FRA	PALM	FRA				21	18	2:08.979	1.655	0.038	130.4
9	82	Alexandre Raymond	FRA	CCF	FRA				16	8	2:09.128	1.804	0.149	130.3
10	25	Thomas Monjalet	FRA	IND	FRA				21	16	2:09.288	1.964	0.160	130.1
11	26	Stephan Laganier	FRA	CCF	FRA				21	15	2:09.291	1.967	0.003	130.1
12	2	Jean-Michel Dallois	FRA	IND	FRA				22	7	2:09.341	2.017	0.050	130.1
13	58	Emmanuel Horneit	FRA	PALM	FRA				21	14	2:09.519	2.195	0.178	129.9
14	69	Ugo Leboucher	FRA	ST ELOI	FRA				21	21	2:09.613	2.289	0.094	129.8
15	3	Pierre-Emmanuel Dallois	FRA	IND	FRA				16	10	2:09.622	2.298	0.009	129.8
16	9	Tristan Clay	FRA	CCF	FRA				19	8	2:10.308	2.984	0.686	129.1
17	34	Stephane Djiane	FRA	CCF	FRA				21	10	2:10.344	3.020	0.036	129.1
18	55	Bertrand Semaille	FRA	PALM	FRA				21	17	2:10.469	3.145	0.125	128.9
19	12	Guillaume Dallois	FRA	IND	FRA				21	9	2:10.512	3.188	0.043	128.9
20	8	Xavier Bodard	FRA	ST ELOI	FRA				20	14	2:10.942	3.618	0.430	128.5
21	72	Yoan Chazal	FRA	ST ELOI	FRA				19	14	2:11.450	4.126	0.508	128.0
22	45	Guilhem Rouanet	FRA	IND	FRA				21	17	2:12.087	4.763	0.637	127.4
23	57	Olivier Hudin	FRA	IND	FRA				19	16	2:12.199	4.875	0.112	127.3
24	65	Gregory Neveu	FRA	IND	FRA				20	15	2:12.416	5.092	0.217	127.0
25	33	Sebastien Lenoir	FRA	IND	FRA				21	15	2:12.435	5.111	0.019	127.0
26	98	Thomas Carasco	FRA	IND	FRA				20	15	2:12.573	5.249	0.138	126.9
27	17	Arnaud Trotin	FRA	ROSSELSP	FRA				18	13	2:12.866	5.542	0.293	126.6
28	599	Frederic Domange	FRA	ST ELOI	FRA				19	6	2:13.635	6.311	0.769	125.9
29	43	Frederic Maloisel	FRA	ROSSELSP	FRA				19	15	2:14.791	7.467	1.156	124.8
30	10	Zuccarelli - Zuccarelli	FRA	CCF	FRA				16	6	2:15.055	7.731	0.264	124.6
31	68	Pigeon - Vankemmel	FRA	ST ELOI	FRA				20	20	2:16.681	9.357	1.626	123.1
32	63	Louis-Vincent Perrinel	FRA	ST ELOI	FRA				20	17	2:18.645	11.321	1.964	121.3
33	28	Eric Pinson	FRA	ST ELOI	FRA				18	9	2:18.966	11.642	0.321	121.1
34	99	Benoit Loffron	FRA	ST ELOI	FRA				19	13	2:19.111	11.787	0.145	120.9
35	16	Stephane Brun	FRA	ROSSELSP	FRA				17	4	2:19.806	12.482	0.695	120.3
36	4	Evelyne Buathier	FRA	ROSSELSP	FRA				18	15	2:24.549	17.225	4.743	116.4
37	67	Jean Claude Biasse	FRA	ST ELOI	FRA				17	16	2:25.169	17.845	0.620	115.9

Published at:.....

Track Temp: 14.8 °C Air Temp: 18.7 °C Humidity: 63 % Track Status: DRY

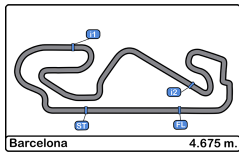
Stewards:

Race Director:

Timekeeper:

Luis Angel Garcia Nuñez
 JOB/I-0020-ESP





Circuit de Barcelona
Caterham Cup Roadsport
Free Practice
Lap Analysis



1 Florian Bidaud

3 Pierre-Emmanuel Dallois

ROSSELSP

IND

Lap	D	Time	Sector 1	Sector 2	Sector 3	T. Spd	Elapsed	Lap	D	Time	Sector 1	Sector 2	Sector 3	T. Spd	Elapsed
1		11:56:45.479	11:55:05.698	52.433	47.348	132.6	11:56:45.479	1		11:57:11.558	11:55:33.731	54.226	43.601	126.6	11:57:11.558
2		2:13.161	40.180	50.718	42.263	186.2	11:58:58.640	2		2:15.052	40.612	50.912	43.528	189.1	11:59:26.610
3		2:11.136	38.984	49.839	42.313	189.1	12:01:09.776	3		2:13.372	40.185	50.930	42.257	192.8	12:01:39.982
4		2:09.631	38.647	49.226	41.758	189.8	12:03:19.407	4		2:11.141	38.094	50.423	42.624	197.0	12:03:51.123
5		2:10.338	38.486	50.003	41.849	193.2	12:05:29.745	5		2:10.278	38.101	49.487	42.690	195.6	12:06:01.401
6		2:09.646	38.713	49.155	41.778	188.1	12:07:39.391	6		2:11.594	38.518	49.581	43.495	192.8	12:08:12.995
7		2:09.343	38.800	49.133	41.410	186.8	12:09:48.734	7		2:09.903	38.411	49.459	42.033	193.5	12:10:22.898
8		2:09.438	38.220	49.638	41.580	191.1	12:11:58.172	8		2:09.968	38.245	49.625	42.098	197.4	12:12:32.866
9		2:22.717 P	38.676	49.745	54.296	189.1	12:14:20.889	9		2:10.862	38.623	49.846	42.393	194.5	12:14:43.728
10		3:42.877	2:11.923	49.258	41.696	139.1	12:18:03.766	10		2:09.622	38.289	49.305	42.028	193.8	12:16:53.350
11		2:09.505	38.183	49.290	42.032	198.1	12:20:13.271	11		2:11.043	37.918	49.904	43.221	200.3	12:19:04.393
12		2:46.357 P	37.663	57.378	1:11.316	198.8	12:22:59.628	12		2:10.024	38.495	49.359	42.170	191.4	12:21:14.417
13		5:55.971	4:24.349	49.815	41.807	140.0	12:28:55.599	13		3:34.926 P	46.731	1:17.162	1:31.033	151.4	12:24:49.343
14		2:09.283	38.183	49.321	41.779	198.5	12:31:04.882	14		4:22.842	2:47.380	51.661	43.801	134.4	12:29:12.185
15		2:09.705	38.138	49.955	41.612	195.2	12:33:14.587	15		2:12.011	38.625	49.855	43.531	190.4	12:31:24.196
16		2:18.915	40.933	54.681	43.301	200.0	12:35:33.502	16		2:10.563	38.348	49.798	42.417	196.7	12:33:34.759
17		2:08.915	37.883	49.279	41.753	197.4	12:37:42.417	17			41.532	56.692		190.1	
18		2:09.700	37.947	49.206	42.547	194.9	12:39:52.117								
19		2:08.865	38.079	49.241	41.545	194.2	12:42:00.982								
20		2:09.365	38.011	49.696	41.658	196.3	12:44:10.347								
21		2:10.828	38.899	50.118	41.811	200.7	12:46:21.175								
22			38.306	1:00.823		194.9									

2 Jean-Michel Dallois

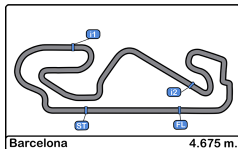
4 Evelyne Buathier

ROSSELSP

IND

Lap	D	Time	Sector 1	Sector 2	Sector 3	T. Spd	Elapsed	Lap	D	Time	Sector 1	Sector 2	Sector 3	T. Spd	Elapsed
1		11:57:09.445	11:55:30.835	54.321	44.289	121.2	11:57:09.445	1		11:56:44.772	11:54:52.956	1:00.408	51.408	128.8	11:56:44.772
2		2:14.523	39.949	50.805	43.769	189.1	11:59:23.968	2		2:32.743	43.905	1:00.114	48.724	179.4	11:59:17.515
3		2:13.178	40.145	51.015	42.018	193.5	12:01:37.146	3		2:31.657	43.370	59.705	48.582	185.8	12:01:49.172
4		2:11.795	38.773	51.449	41.573	188.8	12:03:48.941	4		2:28.262	43.785	56.562	47.915	179.4	12:04:17.434
5		2:10.360	38.350	50.278	41.732	192.1	12:05:59.301	5		2:31.141	44.571	57.797	48.773	180.0	12:06:48.575
6		2:10.447	38.583	49.675	42.189	194.2	12:08:09.748	6		2:30.485	43.387	57.105	49.993	182.1	12:09:19.060
7		2:09.341	38.179	49.593	41.569	195.6	12:10:19.089	7		2:28.368	43.187	56.870	48.311	182.1	12:11:47.428
8		2:10.220	38.781	49.303	42.136	191.1	12:12:29.309	8		2:29.219	43.290	56.206	49.723	181.2	12:14:16.647
9		2:10.096	38.863	49.649	41.584	189.1	12:14:39.405	9		2:29.564	43.395	56.184	49.985	179.4	12:16:46.211
10		2:09.642	38.314	49.456	41.872	193.5	12:16:49.047	10		2:31.061	44.755	56.926	49.380	183.6	12:19:17.272
11		2:10.467	38.865	50.066	41.937	195.2	12:18:59.915	11		2:51.891 P	45.417	56.837	1:09.637	183.6	12:22:09.163
12		2:10.006	38.506	49.679	41.821	190.4	12:21:09.921	12		7:17.252	5:31.889	55.926	49.437	138.4	12:29:26.415
13		3:31.316 P	48.387	1:17.285	1:25.644	164.6	12:24:41.237	13		2:27.422	43.521	56.323	47.578	175.8	12:31:53.837
14		4:24.143	2:51.627	50.258	42.258	132.6	12:29:05.380	14		2:25.732	43.121	55.230	47.381	180.9	12:34:19.569
15		2:09.881	38.506	49.664	41.711	198.5	12:31:15.261	15		2:24.549	42.751	54.922	46.876	182.1	12:36:44.118
16		2:10.165	38.805	49.721	41.639	190.1	12:33:25.426	16		2:25.143	43.168	55.075	46.900	185.5	12:39:09.261
17		2:19.218	38.913	54.383	45.922	189.1	12:35:44.644	17		2:25.040	42.646	55.221	47.173	179.7	12:41:34.301
18		2:20.742	43.961	50.115	46.666	146.7	12:38:05.386	18		2:30.790	44.219	58.608	47.963	180.0	12:44:05.091
19		2:10.446	38.969	49.769	41.708	185.8	12:40:15.832	19			44.325	56.931		171.9	
20		2:13.477	38.670	49.515	45.292	189.1	12:42:29.309								
21		2:10.467	38.872	49.693	41.902	187.8	12:44:39.776								
22		2:13.303	38.939	49.763	44.601	187.8	12:46:53.079								
23			41.882	51.268		171.4									





Circuit de Barcelona
Caterham Cup Roadsport
Free Practice
Lap Analysis



6 Vincent Beltoise

CCF

Lap	D	Time	Sector 1	Sector 2	Sector 3	T. Spd	Elapsed
1		11:57:08.767	11:55:33.904	51.885	42.978	121.3	11:57:08.767
2		2:13.327	39.729	50.032	43.566	185.2	11:59:22.094
3		2:11.045	39.283	50.007	41.755	184.3	12:01:33.139
4		2:09.722	38.981	49.270	41.471	187.8	12:03:42.861
5		2:09.287	39.024	49.283	40.980	184.6	12:05:52.148
6		2:09.404	38.690	48.899	41.815	188.1	12:08:01.552
7		2:08.830	38.852	48.951	41.027	186.5	12:10:10.382
8		2:10.052	38.317	49.341	42.394	191.1	12:12:20.434
9		2:09.108	38.738	49.107	41.263	186.8	12:14:29.542
10		2:08.689	38.175	49.439	41.075	194.2	12:16:38.231
11		2:08.560	38.560	49.083	40.917	196.3	12:18:46.791
12		2:13.468 P	38.468	49.183	45.817	188.1	12:21:00.259
13		7:37.042	6:04.768	50.141	42.133	128.7	12:28:37.301
14		2:09.842	38.216	49.137	42.489	193.8	12:30:47.143
15		2:09.842	38.437	49.639	41.766	198.1	12:32:56.985
16		2:08.826	38.014	49.537	41.275	196.0	12:35:05.811
17		2:08.780	38.759	48.975	41.046	188.8	12:37:14.591
18		2:16.254	38.659	49.002	48.593	188.4	12:39:30.845
19		2:09.936	39.327	49.300	41.309	189.4	12:41:40.781
20		2:09.304	38.534	49.357	41.413	196.3	12:43:50.085
21		2:08.534	37.946	49.131	41.457	200.0	12:45:58.619
22		42.237	53.438		162.1		

9 Tristan Clay

CCF

Lap	D	Time	Sector 1	Sector 2	Sector 3	T. Spd	Elapsed
1		11:56:57.253	11:55:19.013	52.040	46.200	128.5	11:56:57.253
2		2:14.537	40.879	50.741	42.917	188.8	11:59:11.790
3		2:13.274	39.877	50.425	42.972	192.5	12:01:25.064
4		2:21.157	39.366	59.485	42.306	186.8	12:03:46.221
5		2:11.785	38.570	49.747	43.468	198.5	12:05:58.006
6		2:11.309	38.893	50.362	42.054	196.7	12:08:09.315
7		2:11.074	39.169	49.864	42.041	187.8	12:10:20.389
8		2:10.308	38.929	49.614	41.765	191.1	12:12:30.697
9		2:10.332	38.908	49.658	41.766	188.8	12:14:41.029
10		2:11.213	38.573	49.456	43.184	190.8	12:16:52.242
11		2:29.946 P	41.159	54.951	53.836	180.6	12:19:22.188
12		9:33.146 P			10:26.982		12:28:55.334
13		2:39.491	1:07.204	50.365	41.922	132.5	12:31:34.825
14		2:11.204	39.429	49.853	41.922	186.8	12:33:46.029
15		2:12.308	38.865	50.627	42.816	189.8	12:35:58.337
16		2:11.690	39.231	50.477	41.982	185.2	12:38:10.027
17		2:10.949	39.204	49.955	41.790	185.5	12:40:20.976
18		2:11.501	39.139	50.229	42.133	186.5	12:42:32.477
19		2:11.491	39.015	50.410	42.066	188.4	12:44:43.968
20			38.883	50.708	188.1		

8 Xavier Bodard

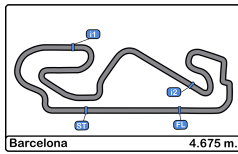
ST ELOI

Lap	D	Time	Sector 1	Sector 2	Sector 3	T. Spd	Elapsed
1		11:56:57.900	11:55:18.283	52.402	47.215	127.6	11:56:57.900
2		2:17.514	41.892	51.870	43.752	187.8	11:59:15.414
3		2:15.647	40.705	51.928	43.014	183.6	12:01:31.061
4		2:13.638	39.823	50.734	43.081	185.2	12:03:44.699
5		2:12.676	39.383	49.971	43.322	186.8	12:05:57.375
6		2:13.098	39.284	51.125	42.689	192.8	12:08:10.473
7		2:11.161	38.424	50.448	42.289	193.5	12:10:21.634
8		2:11.966	38.579	50.849	42.538	192.5	12:12:33.600
9		2:24.970 P	39.828	50.145	54.997	194.2	12:14:58.570
10		4:20.860	2:48.164	50.062	42.634	124.1	12:19:19.430
11		2:35.593 P	40.283	50.180	1:05.130	190.4	12:21:55.023
12		6:30.874	4:56.089	51.147	43.638	131.8	12:28:25.897
13		2:12.952	39.728	50.470	42.754	186.2	12:30:38.849
14		2:10.942	38.726	49.976	42.240	193.2	12:32:49.791
15		2:11.229	38.643	50.262	42.324	190.1	12:35:01.020
16		2:10.960	38.493	50.389	42.078	192.5	12:37:11.980
17		2:13.220	38.857	50.412	43.951	189.1	12:39:25.200
18		2:14.768	39.170	50.008	45.590	188.4	12:41:39.968
19		2:13.376	39.552	50.894	42.930	192.1	12:43:53.344
20		2:12.685	39.839	50.494	42.352	192.5	12:46:06.029
21			39.405	1:00.026		187.5	

10 Zuccarelli - Zuccarelli

CCF

Lap	D	Time	Sector 1	Sector 2	Sector 3	T. Spd	Elapsed
1		11:57:23.428	11:55:43.407	54.101	45.920	127.3	11:57:23.428
2		2:19.091	41.958	52.203	44.930	180.3	11:59:42.519
3		2:19.769	40.506	53.322	45.941	189.8	12:02:02.288
4		2:17.067	41.063	52.021	43.983	180.6	12:04:19.355
5		2:17.364	40.887	51.947	44.530	185.8	12:06:36.719
6		2:15.055	39.985	51.276	43.794	182.1	12:08:51.774
7		2:16.562	40.096	52.027	44.439	188.8	12:11:08.336
8		2:36.658 P	40.723	51.694	1:04.241	181.2	12:13:44.994
9		7:13.617	5:19.663	1:02.009	51.945	108.3	12:20:58.611
10		3:29.178 P	55.315	1:15.758	1:18.105	126.6	12:24:27.789
11		5:06.520	3:22.602	56.608	47.310	133.1	12:29:34.309
12		2:27.491	43.828	56.251	47.412	180.0	12:32:01.800
13		2:26.850	43.617	56.752	46.481	177.6	12:34:28.650
14		2:23.836	42.636	55.355	45.845	178.5	12:36:52.486
15		2:22.580	42.403	54.545	45.632	178.8	12:39:15.066
16		2:21.528	42.409	53.747	45.372	179.7	12:41:36.594
17			42.738	55.947	187.8		



Circuit de Barcelona
Caterham Cup Roadsport
Free Practice
Lap Analysis



12

Guillaume Dallois

17

Arnaud Trotin

IND

ROSSELS P

Lap	D	Time	Sector 1	Sector 2	Sector 3	T. Spd	Elapsed	Lap	D	Time	Sector 1	Sector 2	Sector 3	T. Spd	Elapsed
1		11:56:59.115	11:55:19.986	53.555	45.574	128.2	11:56:59.115	1		11:56:27.230	11:54:51.398	52.731	43.101	127.8	11:56:27.230
2		2:23.730	42.905	54.967	45.858	179.1	11:59:22.845	2		2:13.667	40.107	51.022	42.538	183.0	11:58:40.897
3		2:15.500	40.110	52.266	43.124	185.2	12:01:38.345	3		2:13.988	39.801	50.642	43.545	184.9	12:00:54.885
4		2:12.571	39.504	50.406	42.661	189.4	12:03:50.916	4		2:14.093	40.221	51.057	42.815	182.7	12:03:08.978
5		2:11.945	39.048	49.961	42.936	192.5	12:06:02.861	5		2:27.951 P	39.895	51.491	56.565	183.6	12:05:36.929
6		2:11.540	39.096	50.355	42.089	189.8	12:08:14.401	6		6:36.812	5:03.012	50.744	43.056	131.0	12:12:13.741
7		2:11.033	38.900	49.967	42.166	190.8	12:10:25.434	7		2:13.691	40.092	50.783	42.816	183.6	12:14:27.432
8		2:11.462	39.011	49.837	42.614	188.8	12:12:36.896	8		2:13.270	39.621	50.732	42.917	183.0	12:16:40.702
9		2:10.512	39.062	49.372	42.078	188.8	12:14:47.408	9		2:14.410	39.401	51.139	43.870	186.8	12:18:55.112
10		2:11.220	38.502	50.350	42.368	192.5	12:16:58.628	10		2:13.309	39.471	50.473	43.365	186.5	12:21:08.421
11		2:11.729	38.696	50.143	42.890	190.1	12:19:10.357	11		3:28.171 P	49.354	1:16.597	1:22.220	154.2	12:24:36.592
12		2:30.338 P	39.302	50.282	1:00.754	192.1	12:21:40.695	12		4:47.775	3:12.786	50.938	44.051	135.1	12:29:24.367
13		6:43.789	5:09.368	51.590	42.831	128.4	12:28:24.484	13		2:12.866	39.482	50.434	42.950	183.6	12:31:37.233
14		2:12.917	39.708	50.407	42.802	182.4	12:30:37.401	14		2:22.182	39.396	50.659	52.127	186.8	12:33:59.415
15		2:11.264	39.235	49.972	42.057	184.6	12:32:48.665	15		2:25.321 P	39.717	50.525	55.079	182.7	12:36:24.736
16		2:11.072	38.833	50.089	42.150	191.8	12:34:59.737	16		3:41.775	2:07.756	50.982	43.037	132.5	12:40:06.511
17		2:10.716	39.132	49.663	41.921	184.6	12:37:10.453	17		2:13.632	39.837	50.768	43.027	182.7	12:42:20.143
18		2:12.016	39.147	50.154	42.715	196.0	12:39:22.469	18		2:12.992	39.690	50.420	42.882	180.0	12:44:33.135
19		2:12.833	38.978	49.781	44.074	186.8	12:41:35.302	19			41.443	52.751		177.0	
20		2:12.474	39.931	49.930	42.613	191.1	12:43:47.776	20							
21		2:13.326	39.308	52.235	41.783	183.3	12:46:01.102	21							
22			41.216	59.767		174.7		22							

16

Stephane Brun

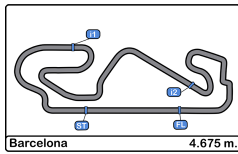
Gary Gachnang

20

PALM

Lap	D	Time	Sector 1	Sector 2	Sector 3	T. Spd	Elapsed	Lap	D	Time	Sector 1	Sector 2	Sector 3	T. Spd	Elapsed
1		11:56:58.431	11:55:08.671	1:00.394	49.366	118.4	11:56:58.431	1		11:57:14.888	11:55:36.724	54.641	43.523	132.5	11:57:14.888
2		2:24.249	43.259	54.444	46.546	183.9	11:59:22.680	2		2:13.836	41.074	50.290	42.472	190.8	11:59:28.724
3		2:26.861	43.123	56.763	46.975	175.8	12:01:49.541	3		2:12.989	38.879	51.723	42.387	200.3	12:01:41.713
4		2:19.806	41.675	53.394	44.737	184.6	12:04:09.347	4		2:11.934	38.960	49.722	43.252	199.6	12:03:53.647
5		2:20.497	42.138	53.535	44.824	177.9	12:06:29.844	5		2:11.734	39.758	49.787	42.189	191.8	12:06:05.381
6		2:19.936	42.008	53.317	44.611	179.1	12:08:49.780	6		2:11.213	38.652	50.863	41.698	191.1	12:08:16.594
7		2:20.320	41.785	53.785	44.750	178.8	12:11:10.100	7		2:09.732	38.593	49.452	41.687	191.1	12:10:26.326
8		2:20.079	41.629	53.138	45.312	183.3	12:13:30.179	8		2:10.613	38.707	49.591	42.315	194.9	12:12:36.939
9		2:30.900 P	41.955	52.659	56.286	183.3	12:16:01.079	9		2:09.400	38.473	49.087	41.840	191.8	12:14:46.339
10		4:30.274	2:48.749	54.596	46.929	127.6	12:20:31.353	10		2:09.926	38.602	49.607	41.717	195.2	12:16:56.265
11		2:45.944 P	43.097	57.867	1:04.980	173.6	12:23:17.297	11		2:11.573	38.857	50.034	42.682	191.1	12:19:07.838
12		6:53.437 P	4:10.793	55.205	1:47.439	136.0	12:30:10.734	12		2:20.753 P	38.945	49.441	52.367	189.4	12:21:28.591
13		5:17.179	3:32.294	57.896	46.989	120.2	12:35:27.913	13		7:16.375	5:44.591	49.437	42.347	140.8	12:28:44.966
14		2:20.035	42.073	53.177	44.785	180.6	12:37:47.948	14		2:09.885	38.353	50.077	41.455	196.3	12:30:54.851
15		2:20.187	42.033	53.287	44.867	181.8	12:40:08.135	15		2:12.253	38.120	50.942	43.191	200.7	12:33:07.104
16		2:21.219	41.647	53.357	46.215	181.8	12:42:29.354	16		2:09.870	38.785	49.820	41.265	190.8	12:35:16.974
17		2:19.926	41.717	53.476	44.733	187.5	12:44:49.280	17		2:09.493	38.583	49.409	41.501	191.8	12:37:26.467
18			41.322	52.919		179.7		18		2:08.979	38.101	48.988	41.890	196.3	12:39:35.446
								19		2:16.764	38.844	50.487	47.433	196.3	12:41:52.210
								20		2:13.126	39.127	49.785	44.214	190.1	12:44:05.336
								21		2:10.281	39.139	49.507	41.635	187.1	12:46:15.617
								22			39.026	59.969		187.8	





Circuit de Barcelona
Caterham Cup Roadsport
Free Practice
Lap Analysis



23

Patrick Thome

26

Stephan Laganier

CCF

CCF

Lap	D	Time	Sector 1	Sector 2	Sector 3	T. Spd	Elapsed	Lap	D	Time	Sector 1	Sector 2	Sector 3	T. Spd	Elapsed
1		11:56:49.935	11:55:13.583	52.682	43.670	133.4	11:56:49.935	1		11:56:49.744	11:55:10.658	54.019	45.067	128.8	11:56:49.744
2		2:11.680	39.184	50.387	42.109	191.8	11:59:01.615	2		2:14.884	39.978	52.128	42.778	180.6	11:59:04.628
3		2:10.540	38.931	49.747	41.862	189.4	12:01:12.155	3		2:12.061	39.119	50.135	42.807	191.1	12:01:16.689
4		2:09.505	38.536	49.254	41.715	191.4	12:03:21.660	4		2:19.268	38.597	57.655	43.016	193.2	12:03:35.957
5		2:08.867	38.526	48.808	41.533	191.1	12:05:30.527	5		2:11.325	38.558	50.556	42.211	194.2	12:05:47.282
6		2:09.050	38.448	48.955	41.647	196.0	12:07:39.577	6		2:11.524	38.877	50.560	42.087	197.0	12:07:58.806
7		2:25.654 P	38.432	54.132	53.090	190.8	12:10:05.231	7		2:11.315	38.835	50.243	42.237	189.4	12:10:10.121
8		3:33.037	2:01.292	50.055	41.690	137.5	12:13:38.268	8		2:11.202	39.185	50.217	41.800	184.6	12:12:21.323
9		2:11.516	38.575	49.457	43.484	188.8	12:15:49.784	9		2:20.806 P	38.533	50.803	51.470	198.1	12:14:42.129
10		2:09.805	38.579	49.285	41.941	189.1	12:17:59.589	10		3:37.817	2:05.746	50.055	42.016	139.3	12:18:19.946
11		2:09.414	38.213	49.231	41.970	193.2	12:20:09.003	11		2:11.687	40.149	49.816	41.722	193.2	12:20:31.633
12		2:36.539 P	38.693	55.919	1:01.927	187.5	12:22:45.542	12		2:32.599 P	38.700	50.669	1:03.230	191.1	12:23:04.232
13		5:50.850	4:19.715	49.466	41.669	134.6	12:28:36.392	13		5:33.653	4:01.337	50.318	41.998	140.9	12:28:37.885
14		2:10.225	38.373	49.386	42.466	193.5	12:30:46.617	14		2:10.478	38.151	49.688	42.639	200.3	12:30:48.363
15		2:09.744	38.664	49.523	41.557	190.8	12:32:56.361	15		2:09.291	38.205	49.390	41.696	198.5	12:32:57.654
16		2:10.046	38.354	50.085	41.607	192.8	12:35:06.407	16		2:09.665	37.776	49.797	42.092	202.6	12:35:07.319
17		2:09.392	38.098	49.376	41.918	199.2	12:37:15.799	17		2:10.291	38.362	49.941	41.988	199.2	12:37:17.610
18		2:08.817	38.032	48.869	41.916	195.2	12:39:24.616	18		2:10.359	38.312	50.089	41.958	196.0	12:39:27.969
19		2:18.210	38.442	49.327	50.441	191.4	12:41:42.826	19		2:10.917	38.563	49.634	42.720	194.5	12:41:38.886
20		2:09.344	37.864	49.450	42.030	198.5	12:43:52.170	20		2:10.851	39.101	49.964	41.786	194.9	12:43:49.737
21		2:09.351	38.472	49.359	41.520	195.2	12:46:01.521	21		2:10.217	38.513	49.541	42.163	194.2	12:45:59.954
22			39.882	53.840		201.1		22			43.258	1:00.240		154.9	

25

Thomas Monjalet

28

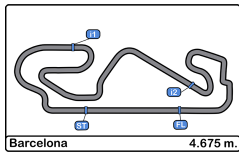
Eric Pinson

IND

ST ELOI

Lap	D	Time	Sector 1	Sector 2	Sector 3	T. Spd	Elapsed	Lap	D	Time	Sector 1	Sector 2	Sector 3	T. Spd	Elapsed
1		11:56:33.973	11:54:52.303	55.552	46.118	117.1	11:56:33.973	1		11:57:09.477	11:55:20.515	57.601	51.361	116.2	11:57:09.477
2		2:13.547	39.921	50.552	43.074	188.1	11:58:47.520	2		2:32.454	46.941	58.272	47.241	184.6	11:59:41.931
3		2:11.249	39.049	50.001	42.199	188.8	12:00:58.769	3		2:24.670	44.397	54.434	45.839	174.1	12:02:06.601
4		2:11.114	38.745	49.759	42.610	189.8	12:03:09.883	4		2:23.753	42.648	54.050	47.055	181.8	12:04:30.354
5		2:12.302	39.153	51.048	42.101	191.1	12:05:22.185	5		2:22.910	42.345	54.313	46.252	185.2	12:06:53.264
6		2:11.725	39.179	50.083	42.463	186.2	12:07:33.910	6		2:21.609	42.049	53.762	45.798	180.6	12:09:14.873
7		2:11.039	38.915	50.228	41.896	186.5	12:09:44.949	7		2:21.029	41.843	53.524	45.662	178.5	12:11:35.902
8		2:15.128	39.540	53.472	42.116	186.2	12:12:00.077	8		2:20.609	41.772	53.608	45.229	178.8	12:13:56.511
9		2:11.480	38.849	49.808	42.823	190.4	12:14:11.557	9		2:18.966	41.498	53.094	44.374	182.7	12:16:15.477
10		2:10.959	38.934	49.976	42.049	185.8	12:16:22.516	10		2:35.354 P	42.108	57.950	55.296	179.7	12:18:50.831
11		2:11.883	38.744	50.621	42.518	188.4	12:18:34.399	11		10:03.942	8:15.326	1:02.831	45.785	122.3	12:28:54.773
12		2:11.171	38.942	50.025	42.204	187.1	12:20:45.570	12		2:23.941	42.427	53.946	47.568	182.7	12:31:18.714
13		2:45.051 P	41.031	58.845	1:05.175	187.1	12:23:30.621	13		2:19.367	41.258	52.809	45.300	182.7	12:33:38.081
14		5:08.500	3:34.582	51.813	42.105	129.4	12:28:39.121	14		2:27.857	41.020	1:01.659	45.178	181.8	12:36:05.938
15		2:10.421	38.269	50.006	42.146	193.8	12:30:49.542	15		2:19.049	40.977	52.673	45.399	184.6	12:38:24.987
16		2:09.288	38.008	49.426	41.854	199.6	12:32:58.830	16		2:21.092	41.838	54.126	45.128	185.8	12:40:46.079
17		2:09.962	38.358	49.583	42.021	194.9	12:35:08.792	17		2:19.685	41.168	53.122	45.395	181.2	12:43:05.764
18		2:10.193	38.388	49.773	42.032	200.3	12:37:18.985	18		2:33.986	41.109	1:08.094	44.783	180.0	12:45:39.750
19		2:14.356	41.837	50.073	42.446	193.5	12:39:33.341	19			42.315	54.643		180.3	
20		2:10.862	38.955	49.659	42.248	190.8	12:41:44.203								
21		2:38.140	38.546	1:08.515	51.079	193.5	12:44:22.343								
22			41.196	50.962		184.3									





Circuito de Barcelona
Caterham Cup Roadsport
Free Practice
Lap Analysis



33

Sebastien Lenoir

43

Frederic Maloisel

IND

ROSSELSP

Lap D	Time	Sector 1	Sector 2	Sector 3	T. Spd	Elapsed	Lap D	Time	Sector 1	Sector 2	Sector 3	T. Spd	Elapsed
1	11:56:46.165	11:55:00.051	57.600	48.514	122.4	11:56:46.165	1	11:56:52.552	11:55:08.055	55.953	48.544	113.9	11:56:52.552
2	2:23.108	43.239	54.016	45.853	169.5	11:59:09.273	2	2:21.734	41.946	54.179	45.609	186.8	11:59:14.286
3	2:18.715	41.364	53.419	43.932	183.0	12:01:27.988	3	2:19.846	41.706	53.165	44.975	186.2	12:01:34.132
4	2:17.791	41.000	51.806	44.985	184.6	12:03:45.779	4	2:19.427	40.592	53.055	45.780	188.4	12:03:53.559
5	2:16.900	40.905	51.583	44.412	188.8	12:06:02.679	5	2:17.399	39.571	52.704	45.124	193.5	12:06:10.958
6	2:16.057	40.541	52.161	43.355	180.0	12:08:18.736	6	2:17.321	40.789	51.966	44.566	189.8	12:08:28.279
7	2:16.571	40.125	52.652	43.794	189.4	12:10:35.307	7	2:17.947	40.495	51.733	45.719	184.3	12:10:46.226
8	2:15.531	40.372	51.946	43.213	189.1	12:12:50.838	8	2:17.970	40.879	52.491	44.600	185.2	12:13:04.196
9	2:14.658	40.325	51.293	43.040	184.3	12:15:05.496	9	2:17.492	40.480	52.322	44.690	185.5	12:15:21.688
10	2:15.944	40.448	50.725	44.771	183.0	12:17:21.440	10	2:30.730 P	41.195	52.868	56.667	184.3	12:17:52.418
11	2:14.444	40.549	50.705	43.190	183.0	12:19:35.884	11	4:09.117 P	2:09.229	51.456	1:08.432	136.5	12:22:01.535
12	2:38.813 P	40.045	51.201	1:07.567	184.3	12:22:14.697	12	6:33.053	4:55.459	52.858	44.736	129.6	12:28:34.588
13	6:18.287	4:42.596	52.519	43.172	135.0	12:28:32.984	13	2:17.157	39.846	53.015	44.296	188.1	12:30:51.745
14	2:16.168	40.108	51.088	44.972	185.2	12:30:49.152	14	2:16.198	39.777	52.097	44.324	191.1	12:33:07.943
15	2:12.435	39.524	50.420	42.491	188.8	12:33:01.587	15	2:14.791	39.134	51.900	43.757	194.9	12:35:22.734
16	2:15.390	40.572	51.546	43.272	187.8	12:35:16.977	16	2:15.382	39.233	51.787	44.362	193.2	12:37:38.116
17	2:13.265	39.989	50.558	42.718	184.6	12:37:30.242	17	2:15.374	39.212	51.288	44.874	195.6	12:39:53.490
18	2:13.832	39.707	50.888	43.237	186.2	12:39:44.074	18	2:15.252	40.166	51.455	43.631	190.4	12:42:08.742
19	2:15.089	39.954	51.676	43.459	184.3	12:41:59.163	19	2:14.975	39.570	51.851	43.554	190.4	12:44:23.717
20	2:12.672	39.086	51.117	42.469	194.5	12:44:11.835	20		40.435	51.415		191.1	
21	2:19.374	39.224	54.777	45.373	190.8	12:46:31.209							
22	42.057	59.041		184.9									

34

Stephane Djiane

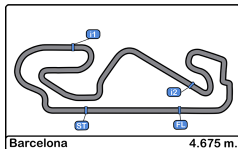
45

Guilhem Rouanet

IND

Lap D	Time	Sector 1	Sector 2	Sector 3	T. Spd	Elapsed	Lap D	Time	Sector 1	Sector 2	Sector 3	T. Spd	Elapsed
1	11:56:50.535	11:55:10.938	54.081	45.516	134.1	11:56:50.535	1	11:56:35.441	11:54:54.023	57.492	43.926	126.7	11:56:35.441
2	2:15.365	39.880	51.853	43.632	190.8	11:59:05.900	2	2:14.686	40.289	51.383	43.014	187.5	11:58:50.127
3	2:14.481	40.146	51.017	43.318	190.8	12:01:20.381	3	2:14.123	40.201	50.941	42.981	187.1	12:01:04.250
4	2:15.241	40.025	52.295	42.921	188.1	12:03:35.622	4	2:13.330	40.126	50.663	42.541	185.5	12:03:17.580
5	2:13.780	39.941	50.745	43.094	187.1	12:05:49.402	5	2:15.703	39.724	51.414	44.565	184.3	12:05:33.283
6	2:12.621	39.371	50.051	43.199	189.8	12:08:02.023	6	2:12.820	39.594	50.623	42.603	187.1	12:07:46.103
7	2:12.715	39.273	50.061	43.381	184.3	12:10:14.738	7	2:12.133	39.417	50.262	42.454	185.2	12:09:58.236
8	2:10.900	38.727	50.150	42.023	197.8	12:12:25.638	8	2:12.358	39.456	50.556	42.346	184.9	12:12:10.594
9	2:11.797	38.881	50.135	42.781	186.8	12:14:37.435	9	2:12.381	39.412	50.641	42.328	185.2	12:14:22.975
10	2:10.344	38.648	49.617	42.079	193.8	12:16:47.779	10	2:13.518	39.360	51.500	42.658	186.2	12:16:36.493
11	2:23.506 P	39.718	51.259	52.529	194.2	12:19:11.285	11	2:14.503	40.704	50.944	42.855	187.1	12:18:50.996
12	3:57.511 P	2:02.836	51.006	1:03.669	106.5	12:23:08.796	12	2:13.154	39.565	51.174	42.415	186.2	12:21:04.150
13	5:38.100	4:05.186	50.494	42.420	139.7	12:28:46.896	13	3:31.165 P	52.984	1:16.405	1:21.776	120.2	12:24:35.315
14	2:11.356	38.469	50.239	42.648	193.5	12:30:58.252	14	4:53.639	3:09.837	52.439	51.363	130.1	12:29:28.954
15	2:11.472	38.574	49.940	42.958	197.0	12:33:09.724	15	2:18.933	42.314	52.745	43.874	155.1	12:31:47.887
16	2:11.602	38.277	50.965	42.360	198.8	12:35:21.326	16	2:13.596	39.822	51.085	42.689	194.2	12:34:01.483
17	2:11.724	38.924	50.291	42.509	197.0	12:37:33.050	17	2:12.087	39.258	50.294	42.535	188.4	12:36:13.570
18	2:11.873	38.997	50.416	42.460	190.8	12:39:44.923	18	2:12.653	39.417	50.522	42.714	184.9	12:38:26.223
19	2:12.634	39.401	50.466	42.767	193.2	12:41:57.557	19	2:14.010	40.119	51.165	42.726	191.8	12:40:40.233
20	2:12.087	39.210	49.819	43.058	188.4	12:44:09.644	20	2:12.633	39.674	50.572	42.387	185.5	12:42:52.866
21	2:13.496	40.296	50.970	42.230	200.3	12:46:23.140	21	2:12.723	39.425	50.577	42.721	185.5	12:45:05.589
22	38.905	1:00.659		190.8			22		42.111	50.811		142.8	





Circuito de Barcelona
Caterham Cup Roadsport
Free Practice
Lap Analysis



47

Palma Christian Di

55

Bertrand Semaille

IND

PALM

Lap	D	Time	Sector 1	Sector 2	Sector 3	T. Spd	Elapsed	Lap	D	Time	Sector 1	Sector 2	Sector 3	T. Spd	Elapsed
1		11:56:20.763	11:54:45.164	52.443	43.156	125.4	11:56:20.763	1		11:57:12.588	11:55:34.968	53.980	43.640	110.5	11:57:12.588
2		2:13.760	39.769	51.134	42.857	182.7	11:58:34.523	2		2:15.667	40.222	51.341	44.104	192.8	11:59:28.255
3		2:12.772	39.562	50.574	42.636	183.9	12:00:47.295	3		2:13.200	38.856	50.985	43.359	197.4	12:01:41.455
4		2:14.600	41.944	50.182	42.474	173.0	12:03:01.895	4		2:14.148	39.601	50.537	44.010	186.5	12:03:55.603
5		2:10.588	38.855	49.890	41.843	192.1	12:05:12.483	5		2:13.764	39.018	51.695	43.051	194.9	12:06:09.367
6		2:16.189	44.794	49.604	41.791	184.3	12:07:28.672	6		2:11.626	38.681	50.216	42.729	198.5	12:08:20.993
7		2:10.406	38.590	49.948	41.868	190.4	12:09:39.078	7		2:12.112	38.961	50.537	42.614	190.1	12:10:33.105
8		2:44.666	50.212	1:12.589	41.865	186.8	12:12:23.744	8		2:10.751	38.450	49.862	42.439	199.2	12:12:43.856
9		2:09.198	38.166	49.057	41.975	193.5	12:14:32.942	9		2:12.301	39.389	50.074	42.838	173.6	12:14:56.157
10		2:10.517	38.538	49.374	42.605	191.1	12:16:43.459	10		2:13.194	38.383	50.240	44.571	196.0	12:17:09.351
11		2:09.549	38.484	49.515	41.550	192.5	12:18:53.008	11		2:12.147	40.182	49.634	42.331	192.8	12:19:21.498
12		2:10.074	37.967	50.181	41.926	193.5	12:21:03.082	12		2:36.181 P	39.062	50.567	1:06.552	194.2	12:21:57.679
13		3:29.547 P	52.715	1:16.518	1:20.314	130.7	12:24:32.629	13		6:53.686	5:19.690	50.446	43.550	133.9	12:28:51.365
14		4:27.798	2:55.143	50.568	42.087	133.9	12:29:00.427	14		2:11.236	38.730	50.096	42.410	193.5	12:31:02.601
15		2:09.580	38.356	49.650	41.574	191.8	12:31:10.007	15		2:11.228	38.896	50.413	41.919	196.3	12:33:13.829
16		2:10.170	38.160	50.087	41.923	192.8	12:33:20.177	16		2:11.780	39.125	49.904	42.751	195.6	12:35:25.609
17		2:08.984	38.218	49.396	41.370	192.1	12:35:29.161	17		2:10.469	38.485	49.592	42.392	195.6	12:37:36.078
18		2:08.941	38.077	49.481	41.383	198.5	12:37:38.102	18		2:11.038	38.633	50.313	42.092	194.2	12:39:47.116
19		2:09.101	38.059	49.099	41.943	198.1	12:39:47.203	19		2:11.360	38.903	50.132	42.325	193.2	12:41:58.476
20		2:10.447	38.376	50.053	42.018	193.2	12:41:57.650	20		2:10.660	38.690	49.514	42.456	197.4	12:44:09.136
21		2:11.011	38.422	50.052	42.537	189.4	12:44:08.661	21		2:11.886	39.536	49.998	42.352	201.8	12:46:21.022
22		2:14.787	39.779	53.371	41.637	194.9	12:46:23.448	22			39.290	1:01.917		191.1	
23			46.284	1:01.447		144.9									

54

Mathys Jaubert

57

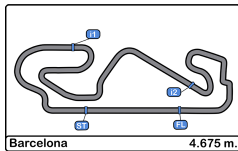
Olivier Hudin

PALM

IND

Lap	D	Time	Sector 1	Sector 2	Sector 3	T. Spd	Elapsed	Lap	D	Time	Sector 1	Sector 2	Sector 3	T. Spd	Elapsed
1		11:57:13.464	11:55:39.207	51.755	42.502	125.2	11:57:13.464	1		11:56:36.896	11:54:59.136	53.009	44.751	129.9	11:56:36.896
2		2:13.246	39.717	50.472	43.057	204.5	11:59:26.710	2		2:17.804	39.992	51.294	46.518	185.8	11:58:54.700
3		2:11.882	39.530	50.697	41.655	196.0	12:01:38.592	3		2:19.038	40.720	51.633	46.685	183.0	12:01:13.738
4		2:08.896	37.964	49.653	41.279	197.0	12:03:47.488	4		2:16.380	40.400	51.816	44.164	185.8	12:03:30.118
5		2:09.259	38.333	49.028	41.898	198.5	12:05:56.747	5		2:16.308	40.325	51.544	44.439	182.1	12:05:46.426
6		2:09.250	39.024	49.070	41.156	194.5	12:08:05.997	6		2:15.361	40.558	50.633	44.170	180.9	12:08:01.787
7		2:08.298	38.148	48.624	41.526	192.8	12:10:14.295	7		2:14.162	39.849	51.147	43.166	187.1	12:10:15.949
8		2:08.111	38.188	49.004	40.919	192.5	12:12:22.406	8		2:14.644	39.093	50.445	45.106	190.4	12:12:30.593
9		2:07.324	37.713	48.751	40.860	198.1	12:14:29.730	9		2:14.526	39.937	51.286	43.303	186.8	12:14:45.119
10		2:07.866	37.696	49.073	41.097	196.0	12:16:37.596	10		2:15.017	39.537	51.422	44.058	188.1	12:17:00.136
11		2:09.446	38.540	50.089	40.817	198.8	12:18:47.042	11		2:23.938 P	39.306	50.669	53.963	189.8	12:19:24.074
12		2:14.885 P	38.370	49.325	47.190	186.8	12:21:01.927	12		9:01.643	7:25.684	52.280	43.679	128.1	12:28:25.717
13		7:40.968	6:09.163	49.941	41.864	131.8	12:28:42.895	13		2:15.164	41.175	50.640	43.349	186.5	12:30:40.881
14		2:09.649	38.088	49.613	41.948	193.8	12:30:52.544	14		2:13.323	39.641	50.579	43.103	185.2	12:32:54.204
15		2:09.890	38.599	49.123	42.168	195.6	12:33:02.434	15		2:13.971	39.687	50.973	43.311	185.2	12:35:08.175
16		2:15.244	39.645	49.479	46.120	199.2	12:35:17.678	16		2:12.199	38.789	50.704	42.706	192.8	12:37:20.374
17		2:15.244	39.645	49.479	46.120	199.2	12:35:17.678	17		2:14.413	39.429	50.598	44.386	191.8	12:39:34.787
18		2:07.884	37.952	48.941	40.991	201.4	12:37:25.562	18		2:15.163	39.460	50.782	44.921	186.8	12:41:49.950
19		2:09.208	38.057	49.462	41.689	197.4	12:39:34.770	19		2:16.032	39.691	50.639	45.702	185.5	12:44:05.982
20		2:12.505	39.547	50.892	42.066	183.6	12:43:56.998	20			44.869	56.146		150.6	
21		2:09.145	38.388	49.159	41.598	188.4	12:46:06.143								
22			38.128	1:00.232		192.8									





Circuit de Barcelona
Caterham Cup Roadsport
Free Practice
Lap Analysis



58

Emmanuel Horneit

65

Gregory Neveu

PALM

IND

Lap	D	Time	Sector 1	Sector 2	Sector 3	T. Spd	Elapsed	Lap	D	Time	Sector 1	Sector 2	Sector 3	T. Spd	Elapsed
1		11:57:13.055	11:55:34.936	54.849	43.270	116.8	11:57:13.055	1		11:56:55.527	11:55:05.839	59.768	49.920	118.0	11:56:55.527
2		2:14.535	39.411	50.844	44.280	202.2	11:59:27.590	2		2:26.763	44.060	55.572	47.131	178.5	11:59:22.290
3		2:14.024	39.473	51.711	42.840	196.0	12:01:41.614	3		2:27.428	44.440	57.100	45.888	174.4	12:01:49.718
4		2:13.882	38.448	51.418	44.016	196.7	12:03:55.496	4		2:21.344	43.194	52.977	45.173	181.8	12:04:11.062
5		2:13.139	38.723	51.741	42.675	193.8	12:06:08.635	5		2:18.901	41.089	53.440	44.372	185.8	12:06:29.963
6		2:12.597	39.164	50.967	42.466	189.8	12:08:21.232	6		2:20.507	42.469	54.434	43.604	170.8	12:08:50.470
7		2:11.266	38.192	50.598	42.476	196.3	12:10:32.498	7		2:23.004	41.350	57.072	44.582	186.5	12:11:13.474
8		2:10.885	38.736	49.967	42.182	192.1	12:12:43.383	8		2:15.009	40.044	51.622	43.343	185.2	12:13:28.483
9		2:10.753	38.652	49.965	42.136	193.8	12:14:54.136	9		2:14.335	39.620	51.012	43.703	192.5	12:15:42.818
10		2:11.126	38.895	50.230	42.001	189.4	12:17:05.262	10		2:14.460	39.944	51.106	43.410	184.9	12:17:57.278
11		2:11.569	38.830	50.248	42.491	190.8	12:19:16.831	11		2:12.425	39.255	50.729	42.441	186.5	12:20:09.703
12		2:33.901 P	38.980	50.997	1:03.924	188.4	12:21:50.732	12		2:39.649 P	38.504	57.774	1:03.371	195.2	12:22:49.352
13		6:53.047	5:20.929	50.189	41.929	129.8	12:28:43.779	13		5:54.291	4:19.631	51.509	43.151	123.2	12:28:43.643
14		2:09.519	37.920	49.771	41.828	199.2	12:30:53.298	14		2:13.474	39.098	51.272	43.104	195.2	12:30:57.117
15		2:09.899	38.318	49.763	41.818	195.2	12:33:03.197	15		2:12.416	39.362	50.115	42.939	193.2	12:33:09.533
16		2:11.345	39.132	50.180	42.033	198.5	12:35:14.542	16		2:14.228	38.672	51.361	44.195	196.0	12:35:23.761
17		2:10.650	38.860	49.892	41.898	189.4	12:37:25.192	17		2:13.299	38.494	51.110	43.695	194.2	12:37:37.060
18		2:10.142	38.315	49.591	42.236	195.6	12:39:35.334	18		2:33.178	38.678	50.197	1:04.303	196.3	12:40:10.238
19		2:09.925	38.187	49.721	42.017	199.2	12:41:45.259	19		2:25.513	39.166	50.175	56.172	190.4	12:42:35.751
20		2:11.284	38.266	51.167	41.851	194.5	12:43:56.543	20		2:25.813	40.178	50.939	54.696	182.7	12:45:01.564
21		2:10.879	38.959	49.817	42.103	190.8	12:46:07.422	21			50.101	1:06.725			124.4
22			45.947	1:06.005		147.3									

63

Louis-Vincent Perrinel

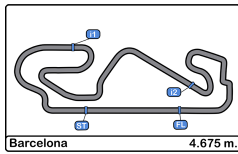
67

Jean Claude Biasse

STELOI

Lap	D	Time	Sector 1	Sector 2	Sector 3	T. Spd	Elapsed	Lap	D	Time	Sector 1	Sector 2	Sector 3	T. Spd	Elapsed
1		11:57:17.321	11:55:32.669	58.470	46.182	126.6	11:57:17.321	1		11:57:31.083	11:55:31.367	1:02.689	57.027	112.5	11:57:31.083
2		2:22.077	42.902	54.364	44.811	185.8	11:59:39.398	2		2:49.148	49.333	1:02.928	56.887	160.2	12:00:20.231
3		2:24.653	42.795	56.003	45.855	185.8	12:02:04.051	3		2:50.250	49.462	1:05.237	55.551	173.0	12:03:10.481
4		2:25.163	43.046	54.051	48.066	181.2	12:04:29.214	4		2:43.332	47.872	1:01.837	53.623	173.0	12:05:53.813
5		2:24.870	42.920	56.288	45.662	183.3	12:06:54.084	5		2:42.114	47.647	1:01.928	52.539	171.7	12:08:35.927
6		2:20.943	41.989	53.762	45.192	188.4	12:09:15.027	6		2:40.794	47.179	1:02.104	51.511	173.0	12:11:16.721
7		2:22.440	42.970	53.963	45.507	180.6	12:11:37.467	7		2:38.989	47.027	1:00.026	51.936	177.9	12:13:55.710
8		2:20.001	42.083	53.339	44.579	185.8	12:13:57.468	8		2:36.552	46.476	59.381	50.695	170.0	12:16:32.262
9		2:19.714	41.911	52.882	44.921	189.4	12:16:17.182	9		2:35.843	45.976	58.937	50.930	175.3	12:19:08.105
10		2:21.574	41.754	55.161	44.659	186.5	12:18:38.756	10		2:57.022 P	44.045	57.904	1:15.073	183.6	12:22:05.127
11		2:22.977	42.237	54.209	46.531	183.0	12:21:01.733	11		7:06.755	5:19.562	57.351	49.842	130.2	12:29:11.882
12		3:28.653 P	52.927	1:16.634	1:19.092	130.4	12:24:30.386	12		2:30.246	43.569	57.706	48.971	179.7	12:31:42.128
13		4:57.411	3:17.163	52.472	47.776	129.6	12:29:27.797	13		2:30.554	45.662	57.212	47.680	177.6	12:34:12.682
14		2:20.570	42.107	52.999	45.464	189.4	12:31:48.367	14		2:29.820	44.221	57.169	48.430	177.6	12:36:42.502
15		2:18.891	40.853	53.409	44.629	190.8	12:34:07.258	15		2:28.113	44.761	56.548	46.804	174.1	12:39:10.615
16		2:19.443	41.408	53.542	44.493	187.5	12:36:26.701	16		2:25.169	43.379	54.649	47.141	180.9	12:41:35.784
17		2:18.645	40.588	53.496	44.561	186.2	12:38:45.346	17		2:29.657	43.929	57.953	47.775	183.9	12:44:05.441
18		2:19.072	41.158	52.957	44.957	184.9	12:41:04.418	18			45.114	56.834		165.3	
19		2:19.047	40.838	53.239	44.970	184.6	12:43:23.465								
20		2:21.573	41.048	55.235	45.290	185.2	12:45:45.038								
21			41.053	53.427		183.6									





Circuit de Barcelona
Caterham Cup Roadsport
Free Practice
Lap Analysis



68

Pigeon - Vankemmel

72

Yoan Chazal

ST ELOI

ST ELOI

Lap	D	Time	Sector 1	Sector 2	Sector 3	T. Spd	Elapsed	Lap	D	Time	Sector 1	Sector 2	Sector 3	T. Spd	Elapsed
1		11:56:45.461	11:55:00.367	55.961	49.133	127.6	11:56:45.461	1		11:57:06.854	11:55:21.985	56.758	48.111	127.6	11:57:06.854
2		2:24.390	43.366	53.383	47.641	178.5	11:59:09.851	2		2:16.904	41.162	52.041	43.701	180.3	11:59:23.758
3		2:23.767	43.434	54.829	45.504	170.8	12:01:33.618	3		2:16.051	42.057	51.558	42.436	186.5	12:01:39.809
4		2:22.614	42.712	54.382	45.520	167.4	12:03:56.232	4		2:13.076	39.197	50.792	43.087	189.4	12:03:52.885
5		2:33.421	41.527	1:03.288	48.606	183.0	12:06:29.653	5		2:12.453	39.553	50.147	42.753	188.4	12:06:05.338
6		2:22.773	42.781	54.378	45.614	169.5	12:08:52.426	6		2:12.199	39.513	50.546	42.140	187.8	12:08:17.537
7		2:20.524	41.263	53.973	45.288	186.2	12:11:12.950	7		2:12.192	39.274	50.359	42.559	191.8	12:10:29.729
8		2:19.396	41.635	53.255	44.506	181.2	12:13:32.346	8		2:12.074	39.549	49.924	42.601	186.5	12:12:41.803
9		2:19.499	40.998	53.444	45.057	183.9	12:15:51.845	9		2:25.856 P	39.813	50.330	55.713	185.8	12:15:07.659
10		2:20.007	41.041	53.793	45.173	183.9	12:18:11.852	10		4:12.583	2:40.602	49.653	42.328	135.1	12:19:20.242
11		2:19.750	41.343	53.659	44.748	180.9	12:20:31.602	11		2:39.148 P	39.775	51.382	1:07.991	193.5	12:21:59.390
12		2:38.580 P	40.664	55.214	1:02.702	181.5	12:23:10.182	12		6:49.298	5:16.671	50.310	42.317	137.4	12:28:48.688
13		6:16.326	4:32.245	55.047	49.034	135.3	12:29:26.508	13		2:12.217	39.127	50.519	42.571	189.4	12:31:00.905
14		2:20.587	40.651	54.596	45.340	183.0	12:31:47.095	14		2:11.450	39.281	50.152	42.017	189.4	12:33:12.355
15		2:17.971	40.871	52.624	44.476	182.1	12:34:05.066	15		2:11.845	38.951	50.157	42.737	189.4	12:35:24.200
16		2:19.590	40.793	53.740	45.057	181.5	12:36:24.656	16		2:50.877	1:13.521	55.134	42.222	197.4	12:38:15.077
17		2:17.723	40.640	53.283	43.800	180.6	12:38:42.379	17		2:12.422	39.249	50.094	43.079	186.8	12:40:27.499
18		2:17.445	40.380	52.436	44.629	180.9	12:40:59.824	18		2:12.592	39.344	50.157	43.091	185.2	12:42:40.091
19		2:18.368	40.497	53.116	44.755	181.2	12:43:18.192	19		2:13.265	39.325	50.381	43.559	186.2	12:44:53.356
20		2:16.681	40.566	52.441	43.674	180.9	12:45:34.873	20			39.353	50.733		185.8	
21			40.222	53.010		182.7									

69

Ugo Leboucher

82

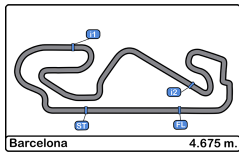
Alexandre Raymond

ST ELOI

CCF

Lap	D	Time	Sector 1	Sector 2	Sector 3	T. Spd	Elapsed	Lap	D	Time	Sector 1	Sector 2	Sector 3	T. Spd	Elapsed
1		11:56:25.577	11:54:48.349	52.441	44.787	132.8	11:56:25.577	1		11:56:53.252	11:55:12.392	55.926	44.934	134.1	11:56:53.252
2		2:12.946	39.778	50.837	42.331	185.5	11:58:38.523	2		2:17.689	41.033	52.772	43.884	191.1	11:59:10.941
3		2:11.298	39.598	49.757	41.943	181.8	12:00:49.821	3		2:14.904	41.043	51.214	42.647	192.5	12:01:25.845
4		2:23.237 P	38.915	49.859	54.463	196.7	12:03:13.058	4		2:16.966	39.097	51.332	46.537	187.8	12:03:42.811
5		2:59.297	1:26.725	50.674	41.898	134.6	12:06:12.355	5		2:11.377	39.683	50.225	41.469	180.3	12:05:54.188
6		2:11.277	39.135	50.129	42.013	190.4	12:08:23.632	6		2:11.825	38.494	51.172	42.159	190.8	12:08:06.013
7		2:09.828	38.654	49.228	41.946	189.1	12:10:33.460	7		2:10.188	38.679	49.672	41.837	191.8	12:10:16.201
8		2:10.687	38.446	49.738	42.503	201.8	12:12:44.147	8		2:09.128	37.892	49.482	41.754	195.6	12:12:25.329
9		2:10.721	38.108	50.069	42.544	197.4	12:14:54.868	9		2:10.845	38.717	49.220	42.908	193.5	12:14:36.174
10		2:10.927	38.587	49.917	42.423	192.1	12:17:05.795	10		2:10.262	38.774	49.444	42.044	188.4	12:16:46.436
11		2:10.884	38.343	49.806	42.735	194.5	12:19:16.679	11		2:10.374	38.279	49.871	42.224	190.8	12:18:56.810
12		2:36.063 P	39.720	51.017	1:05.326	179.4	12:21:52.742	12		16:15.214 P	38.938	49.275	14:47.001	192.5	12:35:12.024
13		6:34.202	5:02.400	49.870	41.932	136.7	12:28:26.944	13		2:30.141	58.016	49.598	42.527	133.1	12:37:42.165
14		2:10.991	39.602	49.649	41.740	190.8	12:30:37.935	14		2:11.183	38.928	49.751	42.504	185.5	12:39:53.348
15		2:10.186	38.580	49.863	41.743	195.6	12:32:48.121	15		2:11.392	38.707	50.038	42.647	192.8	12:42:04.740
16		2:11.959	39.764	50.168	42.027	183.6	12:35:00.080	16		2:11.930	39.122	49.821	42.987	189.1	12:44:16.670
17		2:09.806	38.488	49.683	41.635	189.1	12:37:09.886	17			41.690	56.133		176.4	
18		2:19.488	43.495	54.096	41.897	183.9	12:39:29.374								
19		2:10.001	38.732	49.319	41.950	190.8	12:41:39.375								
20		2:11.519	38.954	50.071	42.494	195.2	12:43:50.894								
21		2:09.613	38.291	49.609	41.713	193.2	12:46:00.507								
22			42.578	58.718		154.7									





Circuit de Barcelona
Caterham Cup Roadsport
Free Practice
Lap Analysis



83

Baudouin Bauge

98

Thomas Carasco

ST ELOI

IND

Lap D	Time	Sector 1	Sector 2	Sector 3	T. Spd	Elapsed	Lap D	Time	Sector 1	Sector 2	Sector 3	T. Spd	Elapsed
1	11:56:25.039	11:54:49.577	51.609	43.853	134.4	11:56:25.039	1	11:57:34.704	11:55:47.421	56.681	50.602	120.8	11:57:34.704
2	2:13.896	40.254	51.359	42.283	182.7	11:58:38.935	2	2:21.850	43.107	52.364	46.379	178.2	11:59:56.554
3	2:10.401	38.876	49.594	41.931	190.8	12:00:49.336	3	2:15.478	40.790	51.405	43.283	181.8	12:02:12.032
4	2:11.946	39.661	49.923	42.362	187.8	12:03:01.282	4	2:15.056	39.854	51.366	43.836	184.6	12:04:27.088
5	2:24.638 P	39.805	49.922	54.911	183.6	12:05:25.920	5	2:15.569	39.593	52.515	43.461	184.9	12:06:42.657
6	3:01.514 P	1:23.806	49.095	48.613	134.8	12:08:27.434	6	2:13.591	39.904	50.525	43.162	184.6	12:08:56.248
7	3:20.992	1:13.755	1:09.151	58.086	104.4	12:11:48.426	7	2:16.888	40.021	51.595	45.272	183.6	12:11:13.136
8	2:34.275 P	49.979	49.758	54.538	102.1	12:14:22.701	8	2:14.658	39.526	52.150	42.982	186.8	12:13:27.794
9	3:42.096	2:10.360	49.630	42.106	140.8	12:18:04.797	9	2:16.220	39.949	51.152	45.119	183.0	12:15:44.014
10	2:09.062	38.281	49.087	41.694	192.8	12:20:13.859	10	2:13.210	39.501	50.646	43.063	189.4	12:17:57.224
11	2:47.002 P	38.530	56.866	1:11.606	199.2	12:23:00.861	11	2:13.470	40.093	50.642	42.735	184.3	12:20:10.694
12	5:43.527	4:11.447	49.797	42.283	137.4	12:28:44.388	12	2:46.705 P	39.127	57.624	1:09.954	190.1	12:22:57.399
13	2:10.109	38.654	49.834	41.621	197.8	12:30:54.497	13	5:43.332	4:07.237	53.019	43.076	126.4	12:28:40.731
14	2:10.791	38.531	50.513	41.747	195.6	12:33:05.288	14	2:13.739	39.416	50.588	43.735	189.8	12:30:54.470
15	2:09.529	38.337	49.596	41.596	192.8	12:35:14.817	15	2:12.573	39.231	50.179	43.163	189.4	12:33:07.043
16	2:09.331	38.180	49.676	41.475	193.5	12:37:24.148	16	2:13.184	39.441	50.584	43.159	189.8	12:35:20.227
17	2:09.476	38.561	49.051	41.864	190.4	12:39:33.624	17	2:15.676	39.677	51.633	44.366	187.5	12:37:35.903
18	2:08.893	37.940	49.057	41.896	194.5	12:41:42.517	18	2:15.976	39.775	51.555	44.646	189.8	12:39:51.879
19	2:10.002	38.429	49.649	41.924	192.8	12:43:52.519	19	2:14.445	39.634	51.811	43.000	190.1	12:42:06.324
20	2:09.698	38.102	50.065	41.531	203.3	12:46:02.217	20	2:13.322	39.413	51.094	42.815	189.8	12:44:19.646
21	39.692	57.682			194.9		21	46.028	53.659			150.2	

88

Harold Huot

99

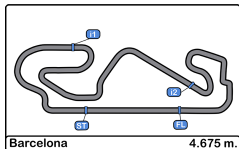
Benoit Loffron

ROSSELSP

ST ELOI

Lap D	Time	Sector 1	Sector 2	Sector 3	T. Spd	Elapsed	Lap D	Time	Sector 1	Sector 2	Sector 3	T. Spd	Elapsed
1	11:56:33.143	11:54:56.895	51.975	44.273	130.7	11:56:33.143	1	11:57:15.907	11:55:31.344	56.726	47.837	127.0	11:57:15.907
2	2:12.810	39.649	49.708	43.453	186.8	11:58:45.953	2	2:21.854	41.661	54.788	45.405	180.9	11:59:37.761
3	2:11.092	38.906	49.806	42.380	189.4	12:00:57.045	3	2:25.885	43.441	54.917	47.527	175.8	12:02:03.646
4	2:10.669	38.347	49.617	42.705	193.2	12:03:07.714	4	2:19.154	41.620	53.245	44.289	179.4	12:04:22.800
5	2:09.938	38.704	49.451	41.783	188.8	12:05:17.652	5	2:21.606	41.393	54.886	45.327	178.8	12:06:44.406
6	2:09.885	38.317	49.527	42.041	189.4	12:07:27.537	6	2:19.464	41.493	53.636	44.335	179.7	12:09:03.870
7	2:28.102 P	40.442	49.787	57.873	187.5	12:09:55.639	7	2:28.461 P	42.470	53.637	52.354	179.1	12:11:32.331
8	3:43.300	2:08.552	50.040	44.708	129.9	12:13:38.939	8	3:50.118	2:10.969	53.801	45.348	132.1	12:15:22.449
9	2:11.269	38.505	49.571	43.193	196.0	12:15:50.208	9	2:27.815	41.905	53.404	52.506	184.3	12:17:50.264
10	2:12.931	38.515	49.896	44.520	192.1	12:18:03.139	10	2:22.600	42.812	54.100	45.688	176.4	12:20:12.864
11	2:09.543	38.235	49.457	41.851	192.5	12:20:12.682	11	2:49.994 P	41.503	57.446	1:11.045	185.2	12:23:02.858
12	2:38.716 P	38.036	56.898	1:03.782	194.2	12:22:51.398	12	6:01.509	4:21.296	54.707	45.506	129.4	12:29:04.367
13	6:05.178	4:32.240	50.541	42.397	135.5	12:28:56.576	13	2:19.111	41.833	53.053	44.225	179.1	12:31:23.478
14	2:09.132	38.738	49.023	41.371	197.8	12:31:05.708	14	2:19.541	41.266	53.310	44.965	181.2	12:33:43.019
15	2:08.179	37.633	49.064	41.482	200.7	12:33:13.887	15	2:20.964	41.557	54.266	45.141	181.2	12:36:03.983
16	2:18.911	38.551	49.669	50.691	193.5	12:35:32.798	16	2:19.863	41.657	53.535	44.671	178.8	12:38:23.846
17	2:11.995	38.193	51.983	41.819	192.5	12:37:44.793	17	2:25.705	42.072	53.736	49.897	177.9	12:40:49.551
18	2:09.145	38.102	49.113	41.930	194.5	12:39:53.938	18	2:20.916	42.185	53.540	45.191	178.8	12:43:10.467
19	2:25.500 P	37.726	49.441	58.333	200.3	12:42:19.438	19	2:19.712	41.624	53.579	44.509	178.5	12:45:30.179
							20		42.345	54.721		175.6	





Circuit de Barcelona
 Caterham Cup Roadsport
 Free Practice
 Lap Analysis



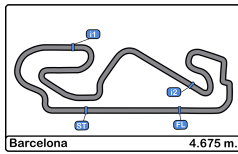
599

Frederic Domange

ST ELOI

Lap	D	Time	Sector 1	Sector 2	Sector 3	T. Spd	Elapsed
1		11:57:00.375	11:55:11.841	59.213	49.321	125.1	11:57:00.375
2		2:23.282	42.229	55.365	45.688	187.5	11:59:23.657
3		2:20.618	43.585	53.398	43.635	189.8	12:01:44.275
4		2:15.307	40.035	51.610	43.662	186.8	12:03:59.582
5		2:15.369	39.787	52.435	43.147	186.8	12:06:14.951
6		2:13.635	39.280	51.156	43.199	189.1	12:08:28.586
7		2:32.610 P	39.170	51.658	1:01.782	189.4	12:11:01.196
8		4:58.218	3:22.502	51.976	43.740	132.0	12:15:59.414
9		2:14.112	39.622	51.146	43.344	184.9	12:18:13.526
10		2:17.617	39.984	51.975	45.658	189.4	12:20:31.143
11		2:35.208 P	40.138	52.028	1:03.042	183.0	12:23:06.351
12		6:05.815	4:23.937	53.930	47.948	133.6	12:29:12.166
13		2:14.129	39.622	50.747	43.760	189.8	12:31:26.295
14		2:14.205	39.423	51.965	42.817	189.4	12:33:40.500
15		2:18.384	40.545	52.633	45.206	188.4	12:35:58.884
16		2:14.110	39.542	50.977	43.591	191.8	12:38:12.994
17		2:14.284	39.608	50.917	43.759	187.1	12:40:27.278
18		2:14.036	40.095	51.113	42.828	183.6	12:42:41.314
19		2:14.027	39.534	50.840	43.653	191.4	12:44:55.341
20			39.604	50.737		188.4	

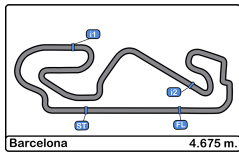




Circuit de Barcelona
Caterham Cup Roadsport
Free Practice
Best Sectors Results



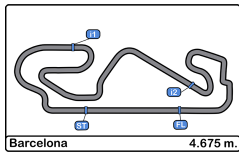
Sector - 1				Sector - 2				Sector - 3				Ideal Lap vs Best Lap			
Clas	Nº	Driver	Time	Nº	Driver	Time	Nº	Driver	Time	Clas	Nº	Driver	Ideal Lap	Best Lap	Clas
1	88	Harold Huot	37.633	54	Mathys Jaubert	48.624	54	Mathys Jaubert	40.817	1	54	Mathys Jaubert	2:07.137	2:07.324	1
2	1	Florian Bidaud	37.663	23	Patrick Thome	48.808	6	Vincent Beltoise	40.917	2	6	Vincent Beltoise	2:07.762	2:08.534	3
3	54	Mathys Jaubert	37.696	6	Vincent Beltoise	48.899	20	Gary Gachnang	41.265	3	88	Harold Huot	2:08.027	2:08.179	2
4	26	Stephan Laganier	37.776	20	Gary Gachnang	48.988	47	Palma Christian Di	41.370	4	23	Patrick Thome	2:08.192	2:08.817	4
5	23	Patrick Thome	37.864	88	Harold Huot	49.023	88	Harold Huot	41.371	5	1	Florian Bidaud	2:08.206	2:08.865	5
6	82	Alexandre Raymond	37.892	83	Baudouin Bauge	49.051	1	Florian Bidaud	41.410	6	20	Gary Gachnang	2:08.354	2:08.979	8
7	3	Pierre-Emmanuel Dallois	37.918	47	Palma Christian Di	49.057	82	Alexandre Raymond	41.469	7	47	Palma Christian Di	2:08.394	2:08.941	7
8	58	Emmanuel Horneit	37.920	1	Florian Bidaud	49.133	83	Baudouin Bauge	41.475	8	83	Baudouin Bauge	2:08.466	2:08.893	6
9	83	Baudouin Bauge	37.940	82	Alexandre Raymond	49.220	23	Patrick Thome	41.520	9	82	Alexandre Raymond	2:08.581	2:09.128	9
10	6	Vincent Beltoise	37.946	69	Ugo Leboucher	49.228	2	Jean-Michel Dallois	41.569	10	26	Stephan Laganier	2:08.862	2:09.291	11
11	47	Palma Christian Di	37.967	2	Jean-Michel Dallois	49.303	69	Ugo Leboucher	41.635	11	69	Ugo Leboucher	2:08.971	2:09.613	14
12	25	Thomas Monjalet	38.008	3	Pierre-Emmanuel Dallois	49.305	26	Stephan Laganier	41.696	12	2	Jean-Michel Dallois	2:09.051	2:09.341	12
13	20	Gary Gachnang	38.101	12	Guillaume Dallois	49.372	9	Tristan Clay	41.765	13	3	Pierre-Emmanuel Dallois	2:09.251	2:09.622	15
14	69	Ugo Leboucher	38.108	26	Stephan Laganier	49.390	12	Guillaume Dallois	41.783	14	25	Thomas Monjalet	2:09.288	2:09.288	10
15	2	Jean-Michel Dallois	38.179	25	Thomas Monjalet	49.426	58	Emmanuel Horneit	41.818	15	58	Emmanuel Horneit	2:09.329	2:09.519	13
16	34	Stephane Djiane	38.277	9	Tristan Clay	49.456	25	Thomas Monjalet	41.854	16	12	Guillaume Dallois	2:09.657	2:10.512	19
17	55	Bertrand Semaille	38.383	55	Bertrand Semaille	49.514	55	Bertrand Semaille	41.919	17	9	Tristan Clay	2:09.791	2:10.308	16
18	8	Xavier Bodard	38.424	58	Emmanuel Horneit	49.591	72	Yoan Chazal	42.017	18	55	Bertrand Semaille	2:09.816	2:10.469	18
19	65	Gregory Neveu	38.494	34	Stephane Djiane	49.617	34	Stephane Djiane	42.023	19	34	Stephane Djiane	2:09.917	2:10.344	17
20	12	Guillaume Dallois	38.502	72	Yoan Chazal	49.653	3	Pierre-Emmanuel Dallois	42.028	20	8	Xavier Bodard	2:10.473	2:10.942	20
21	9	Tristan Clay	38.570	8	Xavier Bodard	49.971	8	Xavier Bodard	42.078	21	72	Yoan Chazal	2:10.621	2:11.450	21
22	57	Olivier Hudin	38.789	65	Gregory Neveu	50.115	45	Guilhem Rouanet	42.328	22	65	Gregory Neveu	2:11.050	2:12.416	24
23	72	Yoan Chazal	38.951	98	Thomas Carasco	50.179	65	Gregory Neveu	42.441	23	45	Guilhem Rouanet	2:11.848	2:12.087	22
24	33	Sebastien Lenoir	39.086	45	Guilhem Rouanet	50.262	33	Sebastien Lenoir	42.469	24	57	Olivier Hudin	2:11.940	2:12.199	23
25	98	Thomas Carasco	39.127	33	Sebastien Lenoir	50.420	17	Arnaud Trotin	42.538	25	33	Sebastien Lenoir	2:11.975	2:12.435	25
26	43	Frederic Maloisel	39.134	17	Arnaud Trotin	50.420	57	Olivier Hudin	42.706	26	98	Thomas Carasco	2:12.041	2:12.573	26
27	59	Frederic Domange	39.170	57	Olivier Hudin	50.445	98	Thomas Carasco	42.735	27	17	Arnaud Trotin	2:12.354	2:12.866	27
28	45	Guilhem Rouanet	39.258	599	Frederic Domange	50.737	599	Frederic Domange	42.817	28	599	Frederic Domange	2:12.724	2:13.635	28
29	17	Arnaud Trotin	39.396	10	Zuccarelli - Zuccarelli	51.276	43	Frederic Maloisel	43.554	29	43	Frederic Maloisel	2:13.976	2:14.791	29
30	10	Zuccarelli - Zuccarelli	39.985	43	Frederic Maloisel	51.288	68	Pigeon - Vankemmel	43.674	30	10	Zuccarelli - Zuccarelli	2:15.055	2:15.055	30
31	68	Pigeon - Vankemmel	40.222	68	Pigeon - Vankemmel	52.436	10	Zuccarelli - Zuccarelli	43.794	31	68	Pigeon - Vankemmel	2:16.332	2:16.681	31
32	63	Louis-Vincent Perrinel	40.588	63	Louis-Vincent Perrinel	52.472	99	Benoit Loffron	44.225	32	63	Louis-Vincent Perrinel	2:17.553	2:18.645	32
33	28	Eric Pinson	40.977	16	Stephane Brun	52.659	28	Eric Pinson	44.374	33	28	Eric Pinson	2:18.024	2:18.966	33
34	99	Benoit Loffron	41.266	28	Eric Pinson	52.673	63	Louis-Vincent Perrinel	44.493	34	99	Benoit Loffron	2:18.544	2:19.111	34
35	16	Stephane Brun	41.322	99	Benoit Loffron	53.053	16	Stephane Brun	44.611	35	16	Stephane Brun	2:18.592	2:19.806	35
36	4	Evelyne Buathier	42.646	67	Jean Claude Biasse	54.649	67	Jean Claude Biasse	46.804	36	4	Evelyne Buathier	2:24.444	2:24.549	36
37	67	Jean Claude Biasse	43.379	4	Evelyne Buathier	54.922	4	Evelyne Buathier	46.876	37	67	Jean Claude Biasse	2:24.832	2:25.169	37



Circuito de Barcelona
Caterham Cup Roadsport
Free Practice
Best 5 Lap Times



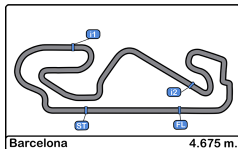
Cls	N°	Driver	Nat	Team	Nat	Vehicle	Cat	Cls	Best 1		Best 2		Best 3		Best 4		Best 5	
									Time	Lap	Time	Lap	Time	Lap	Time	Lap	Time	Lap
1	54	Mathys Jaubert	FRA	PALM	FRA				2:07.324	9	2:07.866	10	2:07.884	17	2:08.111	8	2:08.298	7
2	88	Harold Huot	FRA	ROSSELSP	FRA				2:08.179	15	2:09.132	14	2:09.145	18	2:09.543	11	2:09.885	6
3	6	Vincent Beltoise	FRA	CCF	FRA				2:08.534	21	2:08.560	11	2:08.689	10	2:08.780	17	2:08.826	16
4	23	Patrick Thome	FRA	CCF	FRA				2:08.817	18	2:08.867	5	2:09.050	6	2:09.344	20	2:09.351	21
5	1	Florian Bidaud	FRA	ROSSELSP	FRA				2:08.865	19	2:08.915	17	2:09.283	14	2:09.343	7	2:09.365	20
6	83	Baudouin Bauge	FRA	ST ELOI	FRA				2:08.893	18	2:09.062	10	2:09.331	16	2:09.476	17	2:09.529	15
7	47	Palma Christian Di	FRA	IND	FRA				2:08.941	18	2:08.984	17	2:09.101	19	2:09.198	9	2:09.549	11
8	20	Gary Gachnang	FRA	PALM	FRA				2:08.979	18	2:09.400	9	2:09.493	17	2:09.732	7	2:09.870	16
9	82	Alexandre Raymond	FRA	CCF	FRA				2:09.128	8	2:10.188	7	2:10.262	10	2:10.374	11	2:10.845	9
10	25	Thomas Monjalet	FRA	IND	FRA				2:09.288	16	2:09.962	17	2:10.193	18	2:10.421	15	2:10.862	20
11	26	Stephan Laganier	FRA	CCF	FRA				2:09.291	15	2:09.665	16	2:10.217	21	2:10.291	17	2:10.359	18
12	2	Jean-Michel Dallois	FRA	IND	FRA				2:09.341	7	2:09.642	10	2:09.881	15	2:10.006	12	2:10.096	9
13	58	Emmanuel Horneit	FRA	PALM	FRA				2:09.519	14	2:09.899	15	2:09.925	19	2:10.142	18	2:10.650	17
14	69	Ugo Leboucher	FRA	ST ELOI	FRA				2:09.613	21	2:09.806	17	2:09.828	7	2:10.001	19	2:10.186	15
15	3	Pierre-Emmanuel Dallois	FRA	IND	FRA				2:09.622	10	2:09.903	7	2:09.968	8	2:10.278	5	2:10.563	16
16	9	Tristan Clay	FRA	CCF	FRA				2:10.308	8	2:10.332	9	2:10.949	17	2:11.074	7	2:11.204	14
17	34	Stephane Djiane	FRA	CCF	FRA				2:10.344	10	2:10.900	8	2:11.356	14	2:11.472	15	2:11.602	16
18	55	Bertrand Semaille	FRA	PALM	FRA				2:10.469	17	2:10.660	20	2:10.751	8	2:11.038	18	2:11.228	15
19	12	Guillaume Dallois	FRA	IND	FRA				2:10.512	9	2:10.716	17	2:11.033	7	2:11.072	16	2:11.220	10
20	8	Xavier Bodard	FRA	ST ELOI	FRA				2:10.942	14	2:10.960	16	2:11.161	7	2:11.229	15	2:11.966	8
21	72	Yoan Chazal	FRA	ST ELOI	FRA				2:11.450	14	2:11.845	15	2:12.074	8	2:12.192	7	2:12.199	6
22	45	Guilhem Rouanet	FRA	IND	FRA				2:12.087	17	2:12.133	7	2:12.358	8	2:12.381	9	2:12.633	20
23	57	Olivier Hudin	FRA	IND	FRA				2:12.199	16	2:13.323	14	2:13.971	15	2:14.162	7	2:14.413	17
24	65	Gregory Neveu	FRA	IND	FRA				2:12.416	15	2:12.425	11	2:13.299	17	2:13.474	14	2:14.228	16
25	33	Sebastien Lenoir	FRA	IND	FRA				2:12.435	15	2:12.672	20	2:13.265	17	2:13.832	18	2:14.444	11
26	98	Thomas Carasco	FRA	IND	FRA				2:12.573	15	2:13.184	16	2:13.210	10	2:13.322	20	2:13.470	11
27	17	Arnaud Trotin	FRA	ROSSELSP	FRA				2:12.866	13	2:12.992	18	2:13.270	8	2:13.309	10	2:13.632	17
28	599	Frederic Domange	FRA	ST ELOI	FRA				2:13.635	6	2:14.027	19	2:14.036	18	2:14.110	16	2:14.112	9
29	43	Frederic Maloisel	FRA	ROSSELSP	FRA				2:14.791	15	2:14.975	19	2:15.252	18	2:15.374	17	2:15.382	16
30	10	Zuccarelli - Zuccarelli	FRA	CCF	FRA				2:15.055	6	2:16.562	7	2:17.067	4	2:17.364	5	2:19.091	2
31	68	Pigeon - Vankemmel	FRA	ST ELOI	FRA				2:16.681	20	2:17.445	18	2:17.723	17	2:17.971	15	2:18.368	19
32	63	Louis-Vincent Perrinel	FRA	ST ELOI	FRA				2:18.645	17	2:18.891	15	2:19.047	19	2:19.072	18	2:19.443	16
33	28	Eric Pinson	FRA	ST ELOI	FRA				2:18.966	9	2:19.049	15	2:19.367	13	2:19.685	17	2:20.609	8
34	99	Benoit Loffron	FRA	ST ELOI	FRA				2:19.111	13	2:19.154	4	2:19.464	6	2:19.541	14	2:19.712	19
35	16	Stephane Brun	FRA	ROSSELSP	FRA				2:19.806	4	2:19.926	17	2:19.936	6	2:20.035	14	2:20.079	8
36	4	Evelyne Buathier	FRA	ROSSELSP	FRA				2:24.549	15	2:25.040	17	2:25.143	16	2:25.732	14	2:27.422	13
37	67	Jean Claude Biasse	FRA	ST ELOI	FRA				2:25.169	16	2:28.113	15	2:29.657	17	2:29.820	14	2:30.246	12



Circuit de Barcelona
Caterham Cup Roadsport
Free Practice
Best 5 Top Speeds



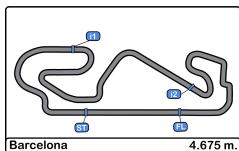
Cls	N°	Driver	Nat	Team	Nat	Vehicle	Cat	Cls	Top 1		Top 2		Top 3		Top 4		Top 5		Avg
									Km/h	Lap	Km/h	Lap	Km/h	Lap	Km/h	Lap	Km/h	Lap	
1	54	Mathys Jaubert	FRA	PALM	FRA				204.5	2	201.4	17	199.2	16	198.8	11	198.5	5	200.5
2	83	Baudouin Bauge	FRA	ST ELOI	FRA				203.3	20	199.2	11	197.8	13	195.6	14	194.9	21	198.2
3	26	Stephan Laganier	FRA	CCF	FRA				202.6	16	200.3	14	199.2	17	198.5	15	198.1	9	199.7
4	58	Emmanuel Horneit	FRA	PALM	FRA				202.2	2	199.2	14	199.2	19	198.5	16	196.7	4	199.2
5	55	Bertrand Semaille	FRA	PALM	FRA				201.8	21	199.2	8	198.5	6	197.4	3	197.4	20	198.9
6	69	Ugo Leboucher	FRA	ST ELOI	FRA				201.8	8	197.4	9	196.7	4	195.6	15	195.2	20	197.3
7	23	Patrick Thome	FRA	CCF	FRA				201.1	22	199.2	17	198.5	20	196.0	6	195.2	18	198.0
8	1	Florian Bidaud	FRA	ROSSELSP	FRA				200.7	21	200.0	16	198.8	12	198.5	14	198.1	11	199.2
9	20	Gary Gachnang	FRA	PALM	FRA				200.7	15	200.3	3	199.6	4	196.3	14	196.3	18	198.6
10	88	Harold Huot	FRA	ROSSELSP	FRA				200.7	15	200.3	19	197.8	14	196.0	9	194.5	18	197.9
11	3	Pierre-Emmanuel Dallois	FRA	IND	FRA				200.3	11	197.4	8	197.0	4	196.7	16	195.6	5	197.4
12	25	Thomas Monjalet	FRA	IND	FRA				200.3	18	199.6	16	194.9	17	193.8	15	193.5	19	196.4
13	34	Stephane Djiane	FRA	CCF	FRA				200.3	21	198.8	16	197.8	8	197.0	15	197.0	17	198.2
14	6	Vincent Beltoise	FRA	CCF	FRA				200.0	21	198.1	15	196.3	11	196.3	20	196.0	16	197.3
15	2	Jean-Michel Dallois	FRA	IND	FRA				198.5	15	195.6	7	195.2	11	194.2	6	193.5	3	195.4
16	9	Tristan Clay	FRA	CCF	FRA				198.5	5	196.7	6	192.5	3	191.1	8	190.8	10	193.9
17	47	Palma Christian Di	FRA	IND	FRA				198.5	18	198.1	19	194.9	22	193.5	9	193.5	12	195.7
18	72	Yoan Chazal	FRA	ST ELOI	FRA				197.4	16	193.5	11	191.8	7	189.4	4	189.4	13	192.3
19	65	Gregory Neveu	FRA	IND	FRA				196.3	18	196.0	16	195.2	12	195.2	14	194.2	17	195.4
20	12	Guillaume Dallois	FRA	IND	FRA				196.0	18	192.5	5	192.5	10	192.1	12	191.8	16	193.0
21	43	Frederic Maloisel	FRA	ROSSELSP	FRA				195.6	17	194.9	15	193.5	5	193.2	16	191.1	14	193.6
22	82	Alexandre Raymond	FRA	CCF	FRA				195.6	8	193.5	9	192.8	15	192.5	3	192.5	12	193.4
23	33	Sebastien Lenoir	FRA	IND	FRA				194.5	20	190.8	21	189.4	7	189.1	8	188.8	5	190.5
24	8	Xavier Bodard	FRA	ST ELOI	FRA				194.2	9	193.5	7	193.2	14	192.8	6	192.5	8	193.2
25	45	Guilhem Rouanet	FRA	IND	FRA				194.2	16	191.8	19	188.4	17	187.5	2	187.1	3	189.8
26	57	Olivier Hudin	FRA	IND	FRA				192.8	16	191.8	17	190.4	8	189.8	11	188.1	10	190.6
27	599	Frederic Domange	FRA	ST ELOI	FRA				191.8	16	191.4	19	189.8	3	189.8	13	189.4	7	190.4
28	63	Louis-Vincent Perrinel	FRA	ST ELOI	FRA				190.8	15	189.4	9	189.4	14	188.4	6	187.5	16	189.1
29	98	Thomas Carasco	FRA	IND	FRA				190.1	12	190.1	19	189.8	14	189.8	16	189.8	18	189.9
30	10	Zuccarelli - Zuccarelli	FRA	CCF	FRA				189.8	3	188.8	7	187.8	17	185.8	5	182.1	6	186.8
31	16	Stephane Brun	FRA	ROSSELSP	FRA				187.5	17	184.6	4	183.9	2	183.3	8	183.3	9	184.5
32	17	Arnaud Trotin	FRA	ROSSELSP	FRA				186.8	9	186.8	14	186.5	10	184.9	3	183.6	5	185.7
33	68	Pigeon - Vankemmel	FRA	ST ELOI	FRA				186.2	7	183.9	9	183.9	10	183.0	5	183.0	14	184.0
34	4	Evelyne Buathier	FRA	ROSSELSP	FRA				185.8	3	185.5	16	183.6	10	183.6	11	182.1	6	184.1
35	28	Eric Pinson	FRA	ST ELOI	FRA				185.8	16	185.2	5	184.6	2	184.6	15	182.7	9	184.6
36	99	Benoit Loffron	FRA	ST ELOI	FRA				185.2	11	184.3	9	181.2	14	181.2	15	180.9	2	182.5
37	67	Jean Claude Biasse	FRA	ST ELOI	FRA				183.9	17	183.6	10	180.9	16	179.7	12	177.9	7	181.2



Circuit de Barcelona
Caterham Cup Roadsport
Free Practice
Fastest Laps Sequence



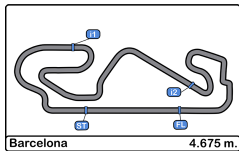
Lap	Time of Day	Session Time	Nº	Driver	Nat	Team	Nat	Vehicle	Cat	Time	Km/h
2	11:58:34.523	4:34.523	47	Palma Christian Di		IND				2:13.760	125.8
2	11:58:38.523	4:38.523	69	Ugo Leboucher		ST ELOI				2:12.946	126.5
2	11:58:45.953	4:45.953	88	Harold Huot		ROSSELSP				2:12.810	126.7
2	11:59:01.615	5:01.615	23	Patrick Thome		CCF				2:11.680	127.8
3	12:00:49.336	6:49.336	83	Baudouin Bauge		ST ELOI				2:10.401	129.0
4	12:03:19.407	9:19.407	1	Florian Bidaud		ROSSELSP				2:09.631	129.8
4	12:03:21.660	9:21.660	23	Patrick Thome		CCF				2:09.505	129.9
4	12:03:47.488	9:47.488	54	Mathys Jaubert		PALM				2:08.896	130.5
5	12:05:30.527	11:30.527	23	Patrick Thome		CCF				2:08.867	130.5
7	12:10:10.382	16:10.382	6	Vincent Beltoise		CCF				2:08.830	130.6
7	12:10:14.295	16:14.295	54	Mathys Jaubert		PALM				2:08.298	131.1
8	12:12:22.406	18:22.406	54	Mathys Jaubert		PALM				2:08.111	131.3
9	12:14:29.730	20:29.730	54	Mathys Jaubert		PALM				2:07.324	132.1



Circuit de Barcelona
Caterham Cup Roadsport
Free Practice
Event Best Maximum Speed



Nº	Driver	Nat	Team	Nat	Vehicle	Cat	Clas	Km/h	Session
54	Mathys Jaubert	FRA	PALM	FRA				204.5	Free Practice
83	Baudouin Bauge	FRA	ST ELOI	FRA				203.3	Free Practice
26	Stephan Laganier	FRA	CCF	FRA				202.6	Free Practice
58	Emmanuel Horneit	FRA	PALM	FRA				202.2	Free Practice
69	Ugo Leboucher	FRA	ST ELOI	FRA				201.8	Free Practice
55	Bertrand Semaille	FRA	PALM	FRA				201.8	Free Practice
23	Patrick Thome	FRA	CCF	FRA				201.1	Free Practice
20	Gary Gachnang	FRA	PALM	FRA				200.7	Free Practice
88	Harold Huot	FRA	ROSSELSP	FRA				200.7	Free Practice
1	Florian Bidaud	FRA	ROSSELSP	FRA				200.7	Free Practice
3	Pierre-Emmanuel Dallois	FRA	IND	FRA				200.3	Free Practice
25	Thomas Monjalet	FRA	IND	FRA				200.3	Free Practice
34	Stephane Djiane	FRA	CCF	FRA				200.3	Free Practice
6	Vincent Beltoise	FRA	CCF	FRA				200.0	Free Practice
9	Tristan Clay	FRA	CCF	FRA				198.5	Free Practice
2	Jean-Michel Dallois	FRA	IND	FRA				198.5	Free Practice
47	Palma Christian Di	FRA	IND	FRA				198.5	Free Practice
72	Yoan Chazal	FRA	ST ELOI	FRA				197.4	Free Practice
65	Gregory Neveu	FRA	IND	FRA				196.3	Free Practice
12	Guillaume Dallois	FRA	IND	FRA				196.0	Free Practice
82	Alexandre Raymond	FRA	CCF	FRA				195.6	Free Practice
43	Frederic Maloisel	FRA	ROSSELSP	FRA				195.6	Free Practice
33	Sebastien Lenoir	FRA	IND	FRA				194.5	Free Practice
8	Xavier Bodard	FRA	ST ELOI	FRA				194.2	Free Practice
45	Guilhem Rouanet	FRA	IND	FRA				194.2	Free Practice
57	Olivier Hudin	FRA	IND	FRA				192.8	Free Practice
599	Frederic Domange	FRA	ST ELOI	FRA				191.8	Free Practice
63	Louis-Vincent Perrinel	FRA	ST ELOI	FRA				190.8	Free Practice
98	Thomas Carasco	FRA	IND	FRA				190.1	Free Practice
10	Zuccarelli - Zuccarelli	FRA	CCF	FRA				189.8	Free Practice
16	Stephane Brun	FRA	ROSSELSP	FRA				187.5	Free Practice
17	Arnaud Trotin	FRA	ROSSELSP	FRA				186.8	Free Practice
68	Pigeon - Vankemmel	FRA	ST ELOI	FRA				186.2	Free Practice
4	Evelyne Buathier	FRA	ROSSELSP	FRA				185.8	Free Practice
28	Eric Pinson	FRA	ST ELOI	FRA				185.8	Free Practice
99	Benoit Loffron	FRA	ST ELOI	FRA				185.2	Free Practice
67	Jean Claude Biasse	FRA	ST ELOI	FRA				183.9	Free Practice



Circuit de Barcelona
Caterham Cup Roadsport
Free Practice
Pit Stop Analysis



1 Florian Bidaud

ROSSELS

Nº	In Day Time	In Time	Out Time	Pit Time	T. Pit Time	Handicap	Penalty
1	12:14:17.732	12:14:17.732	12:15:55.585	1:37.853	1:37.853		
2	12:22:55.000	12:22:55.000	12:26:46.119	3:51.119	5:28.972		

2 Jean-Michel Dallois

IND

Nº	In Day Time	In Time	Out Time	Pit Time	T. Pit Time	Handicap	Penalty
1	12:24:36.605	12:24:36.605	12:26:55.165	2:18.560	2:18.560		

3 Pierre-Emmanuel Dallois

IND

Nº	In Day Time	In Time	Out Time	Pit Time	T. Pit Time	Handicap	Penalty
1	12:24:45.287	12:24:45.287	12:26:59.500	2:14.213	2:14.213		

4 Evelyne Buathier

ROSSELS

Nº	In Day Time	In Time	Out Time	Pit Time	T. Pit Time	Handicap	Penalty
1	12:22:04.746	12:22:04.746	12:27:00.793	4:56.047	4:56.047		

6 Vincent Beltoise

CCF

Nº	In Day Time	In Time	Out Time	Pit Time	T. Pit Time	Handicap	Penalty
1	12:20:57.658	12:20:57.658	12:26:25.695	5:28.037	5:28.037		

8 Xavier Bodard

ST ELOI

Nº	In Day Time	In Time	Out Time	Pit Time	T. Pit Time	Handicap	Penalty
1	12:14:55.269	12:14:55.269	12:17:08.459	2:13.190	2:13.190		
2	12:21:51.257	12:21:51.257	12:26:12.821	4:21.564	6:34.754		

9 Tristan Clay

CCF

Nº	In Day Time	In Time	Out Time	Pit Time	T. Pit Time	Handicap	Penalty
1	12:19:19.262	12:19:19.262	12:29:25.072	10:05.810	10:05.810		

10 Zuccarelli - Zuccarelli

CCF

Nº	In Day Time	In Time	Out Time	Pit Time	T. Pit Time	Handicap	Penalty
1	12:13:40.731	12:13:40.731	12:18:16.716	4:35.985	4:35.985		
2	12:24:23.704	12:24:23.704	12:27:08.511	2:44.807	7:20.792		

12 Guillaume Dallois

IND

Nº	In Day Time	In Time	Out Time	Pit Time	T. Pit Time	Handicap	Penalty
1	12:21:37.767	12:21:37.767	12:26:10.797	4:33.030	4:33.030		

16 Stephane Brun

ROSSELS

Nº	In Day Time	In Time	Out Time	Pit Time	T. Pit Time	Handicap	Penalty
1	12:15:57.903	12:15:57.903	12:18:07.243	2:09.340	2:09.340		
2	12:23:13.117	12:23:13.117	12:26:47.869	3:34.752	5:44.092		
3	12:30:06.720	12:30:06.720	12:32:57.900	2:51.180	8:35.272		

17 Arnaud Troin

ROSSELS

Nº	In Day Time	In Time	Out Time	Pit Time	T. Pit Time	Handicap	Penalty
1	12:05:33.772	12:05:33.772	12:10:00.555	4:26.783	4:26.783		
2	12:24:31.780	12:24:31.780	12:27:10.164	2:38.384	7:05.167		
3	12:36:21.541	12:36:21.541	12:37:53.071	1:31.530	8:36.697		

20 Gary Gachnang

PALM

Nº	In Day Time	In Time	Out Time	Pit Time	T. Pit Time	Handicap	Penalty
1	12:21:25.610	12:21:25.610	12:26:35.961	5:10.351	5:10.351		

23 Patrick Thome

CCF

Nº	In Day Time	In Time	Out Time	Pit Time	T. Pit Time	Handicap	Penalty
1	12:10:01.664	12:10:01.664	12:11:29.585	1:27.921	1:27.921		
2	12:22:42.407	12:22:42.407	12:26:26.547	3:44.140	5:12.061		

25 Thomas Monjalet

IND

Nº	In Day Time	In Time	Out Time	Pit Time	T. Pit Time	Handicap	Penalty
1	12:23:27.559	12:23:27.559	12:26:24.759	2:57.200	2:57.200		

26 Stephan Laganier

CCF

Nº	In Day Time	In Time	Out Time	Pit Time	T. Pit Time	Handicap	Penalty
1	12:14:39.359	12:14:39.359	12:16:11.066	1:31.707	1:31.707		
2	12:23:00.381	12:23:00.381	12:26:27.333	3:26.952	4:58.659		

28 Eric Pinson

ST ELOI

Nº	In Day Time	In Time	Out Time	Pit Time	T. Pit Time	Handicap	Penalty
1	12:18:47.852	12:18:47.852	12:26:20.890	7:33.038	7:33.038		

33 Sebastien Lenoir

IND

Nº	In Day Time	In Time	Out Time	Pit Time	T. Pit Time	Handicap	Penalty
1	12:22:10.227	12:22:10.227	12:26:17.144	4:06.917	4:06.917		

34 Stephane Djiane

CCF

Nº	In Day Time	In Time	Out Time	Pit Time	T. Pit Time	Handicap	Penalty
1	12:19:07.622	12:19:07.622	12:20:34.268	1:26.646	1:26.646		
2	12:23:04.764	12:23:04.764	12:26:36.916	3:32.152	4:58.798		

43 Frederic Maloisel

ROSSELS

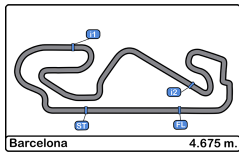
Nº	In Day Time	In Time	Out Time	Pit Time	T. Pit Time	Handicap	Penalty
1	12:17:48.946	12:17:48.946	12:19:20.666	1:31.720	1:31.720		
2	12:21:58.228	12:21:58.228	12:26:14.048	4:15.820	5:47.540		

45 Guilhem Rouanet

IND

Nº	In Day Time	In Time	Out Time	Pit Time	T. Pit Time	Handicap	Penalty
1	12:24:29.851	12:24:29.851	12:27:05.496	2:35.645	2:35.645		





Circuit de Barcelona
Caterham Cup Roadsport
Free Practice
Pit Stop Analysis



47 Palma Christian Di

IND

Nº	In Day Time	In Time	Out Time	Pit Time	T. Pit Time	Handicap	Penalty
1	12:24:27.517	12:24:27.517	12:26:50.845	2:23.328	2:23.328		

54 Mathys Jaubert

PALM

Nº	In Day Time	In Time	Out Time	Pit Time	T. Pit Time	Handicap	Penalty
1	12:20:59.145	12:20:59.145	12:26:33.133	5:33.988	5:33.988		

55 Bertrand Semaille

PALM

Nº	In Day Time	In Time	Out Time	Pit Time	T. Pit Time	Handicap	Penalty
1	12:21:54.039	12:21:54.039	12:26:39.319	4:45.280	4:45.280		

57 Olivier Hudin

IND

Nº	In Day Time	In Time	Out Time	Pit Time	T. Pit Time	Handicap	Penalty
1	12:19:21.202	12:19:21.202	12:26:09.689	6:48.487	6:48.487		

58 Emmanuel Horneit

PALM

Nº	In Day Time	In Time	Out Time	Pit Time	T. Pit Time	Handicap	Penalty
1	12:21:46.706	12:21:46.706	12:26:33.871	4:47.165	4:47.165		

63 Louis-Vincent Perrinel

ST ELOI

Nº	In Day Time	In Time	Out Time	Pit Time	T. Pit Time	Handicap	Penalty
1	12:24:25.845	12:24:25.845	12:27:07.173	2:41.328	2:41.328		

65 Gregory Neveu

IND

Nº	In Day Time	In Time	Out Time	Pit Time	T. Pit Time	Handicap	Penalty
1	12:22:45.949	12:22:45.949	12:26:29.387	3:43.438	3:43.438		

67 Jean Claude Biasse

ST ELOI

Nº	In Day Time	In Time	Out Time	Pit Time	T. Pit Time	Handicap	Penalty
1	12:22:00.917	12:22:00.917	12:26:41.144	4:40.227	4:40.227		

68 Pigeon - Vankemmel

ST ELOI

Nº	In Day Time	In Time	Out Time	Pit Time	T. Pit Time	Handicap	Penalty
1	12:23:05.979	12:23:05.979	12:27:02.480	3:56.501	3:56.501		

69 Ugo Leboucher

ST ELOI

Nº	In Day Time	In Time	Out Time	Pit Time	T. Pit Time	Handicap	Penalty
1	12:03:09.685	12:03:09.685	12:04:00.614	50.929	50.929		
2	12:21:49.095	12:21:49.095	12:26:15.377	4:26.282	5:17.211		

72 Yoan Chazal

ST ELOI

Nº	In Day Time	In Time	Out Time	Pit Time	T. Pit Time	Handicap	Penalty
1	12:15:04.653	12:15:04.653	12:17:10.489	2:05.836	2:05.836		
2	12:21:55.979	12:21:55.979	12:26:38.035	4:42.056	6:47.892		

82 Alexandre Raymond

CCF

Nº	In Day Time	In Time	Out Time	Pit Time	T. Pit Time	Handicap	Penalty
1	12:26:21.020	12:26:21.020	12:35:32.933	9:11.913	9:11.913		

83 Baudouin Bauge

ST ELOI

Nº	In Day Time	In Time	Out Time	Pit Time	T. Pit Time	Handicap	Penalty
1	12:05:21.833	12:05:21.833	12:06:12.385	50.552	50.552		
2	12:08:24.597	12:08:24.597	12:08:49.253	24.656	1:15.208		
3	12:14:19.576	12:14:19.576	12:15:56.660	1:37.084	2:52.292		
4	12:22:56.782	12:22:56.782	12:26:34.815	3:38.033	6:30.325		

88 Harold Huot

ROSSELSP

Nº	In Day Time	In Time	Out Time	Pit Time	T. Pit Time	Handicap	Penalty
1	12:09:52.110	12:09:52.110	12:11:25.604	1:33.494	1:33.494		
2	12:22:48.087	12:22:48.087	12:26:44.855	3:56.768	5:30.262		

98 Thomas Carasco

IND

Nº	In Day Time	In Time	Out Time	Pit Time	T. Pit Time	Handicap	Penalty
1	12:22:53.006	12:22:53.006	12:26:21.907	3:28.901	3:28.901		

99 Benoit Loffron

ST ELOI

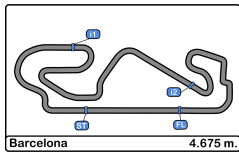
Nº	In Day Time	In Time	Out Time	Pit Time	T. Pit Time	Handicap	Penalty
1	12:11:29.006	12:11:29.006	12:13:03.863	1:34.857	1:34.857		
2	12:22:58.206	12:22:58.206	12:26:42.357	3:44.151	5:19.008		

599 Frederic Domange

ST ELOI

Nº	In Day Time	In Time	Out Time	Pit Time	T. Pit Time	Handicap	Penalty
1	12:10:57.076	12:10:57.076	12:13:44.834	2:47.758	2:47.758		
2	12:23:02.764	12:23:02.764	12:26:51.865	3:49.101	6:36.859		

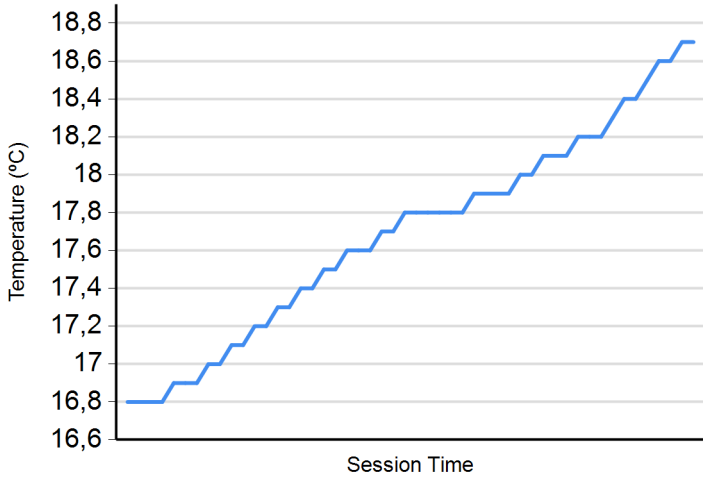




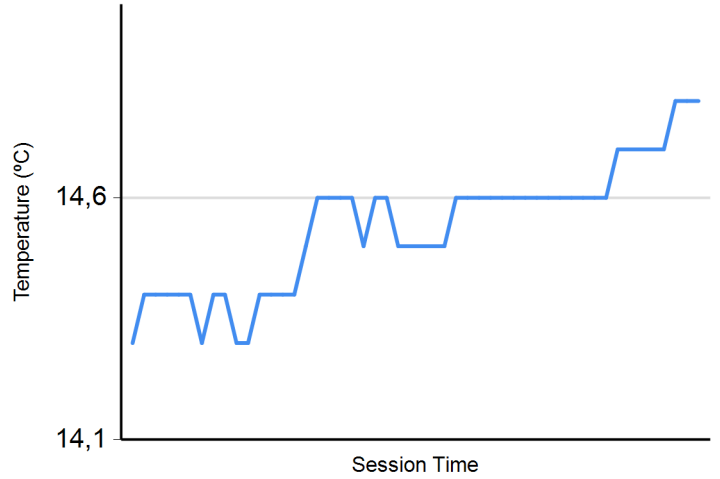
Circuit de Barcelona
 Caterham Cup Roadsport
 Free Practice
 Weather Report



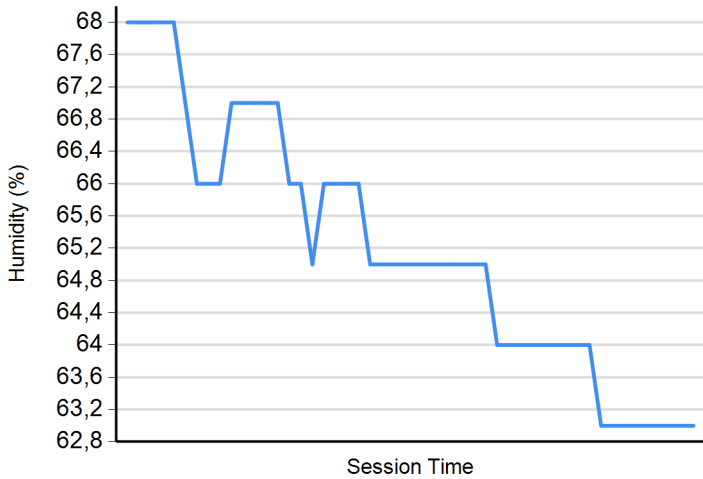
Air Temperature



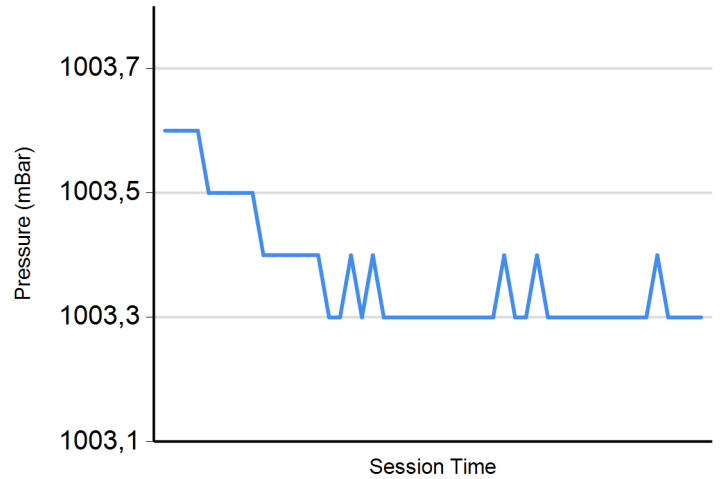
Track Temperature



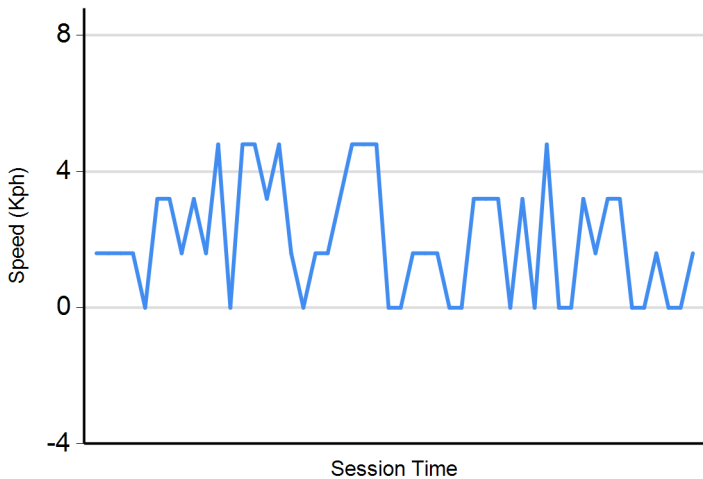
Humidity



Pressure



Wind Speed



Wind direction

