

Circuit de Barcelona
Caterham Cup Roadsport
Qualifying - 1
Provisional Results



Barcelona 4.675 m.

Clas	Nº	Driver	Nat	Team	Nat	Vehicle	Cat	Clas	Laps	Best	Time	Gap	Interval	Km/h
1	6	Vincent Beltoise	FRA	CCF	FRA				9	8	2:06.639			132.8
2	54	Mathys Jaubert	FRA	PALM	FRA				9	9	2:06.938	0.299	0.299	132.5
3	47	Palma Christian Di	FRA	IND	FRA				9	8	2:08.046	1.407	1.108	131.4
4	88	Harold Huot	FRA	ROSSELSP	FRA				9	7	2:08.154	1.515	0.108	131.3
5	23	Patrick Thome	FRA	CCF	FRA				9	7	2:08.274	1.635	0.120	131.2
6	83	Baudouin Bauge	FRA	ST ELOI	FRA				9	5	2:08.677	2.038	0.403	130.7
7	82	Alexandre Raymond	FRA	CCF	FRA				9	8	2:08.679	2.040	0.002	130.7
8	9	Tristan Clay	FRA	CCF	FRA				9	4	2:08.735	2.096	0.056	130.7
9	1	Florian Bidaud	FRA	ROSSELSP	FRA				9	7	2:08.995	2.356	0.260	130.4
10	20	Gary Gachnang	FRA	PALM	FRA				9	9	2:09.083	2.444	0.088	130.3
11	26	Stephan Laganier	FRA	CCF	FRA				9	6	2:09.229	2.590	0.146	130.2
12	3	Pierre-Emmanuel Dallois	FRA	IND	FRA				9	8	2:09.332	2.693	0.103	130.1
13	69	Ugo Leboucher	FRA	ST ELOI	FRA				9	7	2:09.379	2.740	0.047	130.0
14	45	Guilhem Rouanet	FRA	IND	FRA				9	6	2:09.516	2.877	0.137	129.9
15	25	Thomas Monjalet	FRA	IND	FRA				9	9	2:09.524	2.885	0.008	129.9
16	2	Jean-Michel Dallois	FRA	IND	FRA				9	4	2:09.820	3.181	0.296	129.6
17	34	Stephane Djiane	FRA	CCF	FRA				9	8	2:10.004	3.365	0.184	129.4
18	55	Bertrand Semaille	FRA	PALM	FRA				9	7	2:10.024	3.385	0.020	129.4
19	58	Emmanuel Horneit	FRA	PALM	FRA				9	9	2:10.075	3.436	0.051	129.3
20	72	Yoan Chazal	FRA	ST ELOI	FRA				9	8	2:10.081	3.442	0.006	129.3
21	65	Gregory Neveu	FRA	IND	FRA				9	8	2:10.312	3.673	0.231	129.1
22	8	Xavier Bodard	FRA	ST ELOI	FRA				9	6	2:10.442	3.803	0.130	129.0
23	12	Guillaume Dallois	FRA	IND	FRA				9	7	2:10.556	3.917	0.114	128.9
24	98	Thomas Carasco	FRA	IND	FRA				9	7	2:10.605	3.966	0.049	128.8
25	33	Sebastien Lenoir	FRA	IND	FRA				9	7	2:11.590	4.951	0.985	127.8
26	599	Frederic Domange	FRA	ST ELOI	FRA				9	6	2:12.144	5.505	0.554	127.3
27	17	Arnaud Trotin	FRA	ROSSELSP	FRA				3	3	2:12.694	6.055	0.550	126.8
28	57	Olivier Hudin	FRA	IND	FRA				9	7	2:13.291	6.652	0.597	126.2
29	10	Zuccarelli - Zuccarelli	FRA	CCF	FRA				9	9	2:13.591	6.952	0.300	125.9

Max. qual. time: 107% = 2:15.504

43	Frederic Maloisel	FRA	ROSSELSP	FRA					9	9	2:16.458	9.819	2.867	123.3
99	Benoit Loffron	FRA	ST ELOI	FRA					9	9	2:16.847	10.208	0.389	122.9
63	Louis-Vincent Perrinel	FRA	ST ELOI	FRA					9	8	2:17.392	10.753	0.545	122.4
28	Eric Pinson	FRA	ST ELOI	FRA					9	7	2:17.996	11.357	0.604	121.9
16	Stephane Brun	FRA	ROSSELSP	FRA					9	9	2:18.377	11.738	0.381	121.6
68	Pigeon - Vankemmel	FRA	ST ELOI	FRA					9	4	2:18.597	11.958	0.220	121.4
4	Evelyne Buathier	FRA	ROSSELSP	FRA					9	7	2:19.471	12.832	0.874	120.6
67	Jean Claude Biasse	FRA	ST ELOI	FRA					8	8	2:25.283	18.644	5.812	115.8

*** PENALTIES**

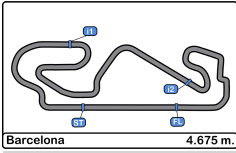
- CAR 599 TIME 2:12.860 DELETED TRACK LIMITS AT T 9
- CAR 34 TIME 2:10.969 DELETED TRACK LIMITS AT T 9
- CAR 23 TIME 2:08.079 DELETED TRACK LIMITS AT T 9
- CAR 43 TIME 2:16.775 DELETED TRACK LIMITS AT T 9
- CAR 65 TIME 2:13.127 DELETED TRACK LIMITS AT T 9
- CAR 82 TIME 2:09.386 DELETED TRACK LIMITS AT T 9
- CAR 55 TIME 2:11.126 DELETED TRACK LIMITS AT T 15
- CAR 6 TIME 2:08.472 DELETED TRACK LIMITS AT T 15
- CAR 55 TIME 2:09.195 DELETED TRACK LIMITS AT T 15
- CAR 9 TIME 2:08.665 DELETED TRACK LIMITS AT T 15
- CAR 23 TIME 2:09.036 DELETED TRACK LIMITS AT T 15
- CAR 45 TIME 2:09.293 DELETED TRACK LIMITS AT T 15
- CAR 82 TIME 2:10.032 DELETED TRACK LIMITS AT T 15

Published at:.....

Track Temp: 11.3 °C Air Temp: 9.9 °C Humidity: 89 % Track Status: DRY

Stewards:	Race Director:	Timekeeper: Luis Angel Garcia Nuñez JOB/I-0020-ESP
------------------	-----------------------	---





Circuit de Barcelona
Caterham Cup Roadsport
Qualifying - 1
Provisional Results



Barcelona 4.675 m.
 CAR 69 TIME 2:09.753 DELETED TRACK LIMITS AT T 9

Published at:.....

Track Temp: 11.3 °C Air Temp: 9.9 °C Humidity: 89 % Track Status: DRY

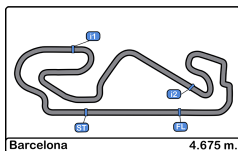
Stewards:

Race Director:

Timekeeper:


 Luis Angel Garcia Nuñez
 JOB/I-0020-ESP





Circuit de Barcelona
Caterham Cup Roadsport
Qualifying - 1



Provisional Results by Category

Clas	Nº	Driver	Nat	Team	Nat	Vehicle	Cat	Clas	Laps	Best	Time	Gap	Interval	Km/h
1	6	Vincent Beltoise	FRA	CCF	FRA				9	8	2:06.639			132.8
2	54	Mathys Jaubert	FRA	PALM	FRA				9	9	2:06.938	0.299	0.299	132.5
3	47	Palma Christian Di	FRA	IND	FRA				9	8	2:08.046	1.407	1.108	131.4
4	88	Harold Huot	FRA	ROSSELSP	FRA				9	7	2:08.154	1.515	0.108	131.3
5	23	Patrick Thome	FRA	CCF	FRA				9	7	2:08.274	1.635	0.120	131.2
6	83	Baudouin Bauge	FRA	ST ELOI	FRA				9	5	2:08.677	2.038	0.403	130.7
7	82	Alexandre Raymond	FRA	CCF	FRA				9	8	2:08.679	2.040	0.002	130.7
8	9	Tristan Clay	FRA	CCF	FRA				9	4	2:08.735	2.096	0.056	130.7
9	1	Florian Bidaud	FRA	ROSSELSP	FRA				9	7	2:08.995	2.356	0.260	130.4
10	20	Gary Gachnang	FRA	PALM	FRA				9	9	2:09.083	2.444	0.088	130.3
11	26	Stephan Laganier	FRA	CCF	FRA				9	6	2:09.229	2.590	0.146	130.2
12	3	Pierre-Emmanuel Dallois	FRA	IND	FRA				9	8	2:09.332	2.693	0.103	130.1
13	69	Ugo Leboucher	FRA	ST ELOI	FRA				9	7	2:09.379	2.740	0.047	130.0
14	45	Guilhem Rouanet	FRA	IND	FRA				9	6	2:09.516	2.877	0.137	129.9
15	25	Thomas Monjalet	FRA	IND	FRA				9	9	2:09.524	2.885	0.008	129.9
16	2	Jean-Michel Dallois	FRA	IND	FRA				9	4	2:09.820	3.181	0.296	129.6
17	34	Stephane Djiane	FRA	CCF	FRA				9	8	2:10.004	3.365	0.184	129.4
18	55	Bertrand Semaille	FRA	PALM	FRA				9	7	2:10.024	3.385	0.020	129.4
19	58	Emmanuel Horneit	FRA	PALM	FRA				9	9	2:10.075	3.436	0.051	129.3
20	72	Yoan Chazal	FRA	ST ELOI	FRA				9	8	2:10.081	3.442	0.006	129.3
21	65	Gregory Neveu	FRA	IND	FRA				9	8	2:10.312	3.673	0.231	129.1
22	8	Xavier Bodard	FRA	ST ELOI	FRA				9	6	2:10.442	3.803	0.130	129.0
23	12	Guillaume Dallois	FRA	IND	FRA				9	7	2:10.556	3.917	0.114	128.9
24	98	Thomas Carasco	FRA	IND	FRA				9	7	2:10.605	3.966	0.049	128.8
25	33	Sebastien Lenoir	FRA	IND	FRA				9	7	2:11.590	4.951	0.985	127.8
26	599	Frederic Domange	FRA	ST ELOI	FRA				9	6	2:12.144	5.505	0.554	127.3
27	17	Arnaud Trotin	FRA	ROSSELSP	FRA				3	3	2:12.694	6.055	0.550	126.8
28	57	Olivier Hudin	FRA	IND	FRA				9	7	2:13.291	6.652	0.597	126.2
29	10	Zuccarelli - Zuccarelli	FRA	CCF	FRA				9	9	2:13.591	6.952	0.300	125.9

Max. qual. time: 107% = 2:15.504

43	Frederic Maloisel	FRA	ROSSELSP	FRA					9	9	2:16.458	9.819	2.867	123.3
99	Benoit Loffron	FRA	ST ELOI	FRA					9	9	2:16.847	10.208	0.389	122.9
63	Louis-Vincent Perrinel	FRA	ST ELOI	FRA					9	8	2:17.392	10.753	0.545	122.4
28	Eric Pinson	FRA	ST ELOI	FRA					9	7	2:17.996	11.357	0.604	121.9
16	Stephane Brun	FRA	ROSSELSP	FRA					9	9	2:18.377	11.738	0.381	121.6
68	Pigeon - Vankemmel	FRA	ST ELOI	FRA					9	4	2:18.597	11.958	0.220	121.4
4	Evelyne Buathier	FRA	ROSSELSP	FRA					9	7	2:19.471	12.832	0.874	120.6
67	Jean Claude Biasse	FRA	ST ELOI	FRA					8	8	2:25.283	18.644	5.812	115.8

*** PENALTIES**

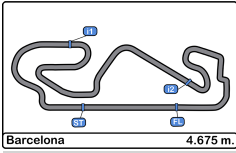
- CAR 599 TIME 2:12.860 DELETED TRACK LIMITS AT T 9
- CAR 34 TIME 2:10.969 DELETED TRACK LIMITS AT T 9
- CAR 23 TIME 2:08.079 DELETED TRACK LIMITS AT T 9
- CAR 43 TIME 2:16.775 DELETED TRACK LIMITS AT T 9
- CAR 65 TIME 2:13.127 DELETED TRACK LIMITS AT T 9
- CAR 82 TIME 2:09.386 DELETED TRACK LIMITS AT T 9
- CAR 55 TIME 2:11.126 DELETED TRACK LIMITS AT T 15
- CAR 6 TIME 2:08.472 DELETED TRACK LIMITS AT T 15
- CAR 55 TIME 2:09.195 DELETED TRACK LIMITS AT T 15
- CAR 9 TIME 2:08.665 DELETED TRACK LIMITS AT T 15
- CAR 23 TIME 2:09.036 DELETED TRACK LIMITS AT T 15
- CAR 45 TIME 2:09.293 DELETED TRACK LIMITS AT T 15
- CAR 82 TIME 2:10.032 DELETED TRACK LIMITS AT T 15

Published at:.....

Track Temp: 11.3 °C Air Temp: 9.9 °C Humidity: 89 % Track Status: DRY

Stewards:	Race Director:	Timekeeper: Luis Angel Garcia Nufez JOB/I-0020-ESP
------------------	-----------------------	---





Circuit de Barcelona
Caterham Cup Roadsport
Qualifying - 1
Provisional Results by Category



Barcelona 4.675 m.
 CAR 69 TIME 2:09.753 DELETED TRACK LIMITS AT T 9

Published at:.....

Track Temp: 11.3 °C Air Temp: 9.9 °C Humidity: 89 % Track Status: DRY

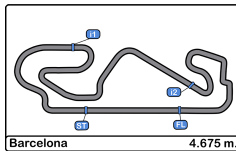
Stewards:

Race Director:

Timekeeper:


 Luis Angel Garcia Nuñez
 JOB/I-0020-ESP





Circuit de Barcelona
Caterham Cup Roadsport
Qualifying - 1
Lap Analysis



1 Florian Bidau

6 Vincent Beltoise

ROSSELSP

CCF

Lap	D	Time	Sector 1	Sector 2	Sector 3	T. Spd	Elapsed	Lap	D	Time	Sector 1	Sector 2	Sector 3	T. Spd	Elapsed
1		9:02:53.192	9:01:14.840	53.552	44.800	129.9	9:02:53.192	1		9:02:57.413	9:01:20.248	52.954	44.211	125.5	9:02:57.413
2		2:26.245	40.659	56.499	49.087	189.4	9:05:19.437	2		2:11.290	39.036	50.405	41.849	190.1	9:05:08.703
3		2:12.537	40.094	49.632	42.811	181.5	9:07:31.974	3		2:10.918	38.659	50.518	41.741	189.8	9:07:19.621
4		2:10.259	38.694	49.738	41.827	192.1	9:09:42.233	4		2:09.311	38.727	49.421	41.163	186.5	9:09:28.932
5		2:10.233	39.167	49.358	41.708	189.8	9:11:52.466	5		2:08.472	38.441	49.117	40.914	188.4	9:11:37.404
6		2:09.815	38.033	50.396	41.386	196.3	9:14:02.281	6		2:08.101	38.267	48.842	40.992	191.4	9:13:45.505
7		2:08.995	38.361	49.384	41.250	191.8	9:16:11.276	7		2:07.553	37.673	48.600	41.280	196.3	9:15:53.058
8		2:09.373	38.462	49.358	41.553	191.8	9:18:20.649	8		2:06.639	37.390	48.512	40.737	207.6	9:17:59.697
9		2:10.438	38.662	49.493	42.283	189.8	9:20:31.087	9		2:07.753	37.705	49.083	40.965	200.3	9:20:07.450
10			38.771	54.162		189.8		10			39.532	56.984		187.5	

2 Jean-Michel Dallois

8 Xavier Bodard

IND

ST ELOI

Lap	D	Time	Sector 1	Sector 2	Sector 3	T. Spd	Elapsed	Lap	D	Time	Sector 1	Sector 2	Sector 3	T. Spd	Elapsed
1		9:03:17.890	9:01:31.385	55.713	50.792	118.0	9:03:17.890	1		9:02:51.207	9:01:10.791	54.199	46.217	133.9	9:02:51.207
2		2:13.952	39.997	51.286	42.669	182.7	9:05:31.842	2		2:15.026	40.567	50.966	43.493	194.2	9:05:06.233
3		2:10.243	38.461	49.607	42.175	197.8	9:07:42.085	3		2:17.314	39.967	51.625	45.722	187.1	9:07:23.547
4		2:09.820	38.757	49.615	41.448	190.1	9:09:51.905	4		2:13.538	38.488	51.202	43.848	196.7	9:09:37.085
5		2:30.979	38.339	1:02.259	50.381	194.5	9:12:22.884	5		2:12.703	39.350	50.658	42.695	188.1	9:11:49.788
6		2:12.694	38.795	49.633	44.266	188.4	9:14:35.578	6		2:10.442	38.562	50.020	41.860	196.0	9:14:00.230
7		2:10.529	38.628	49.687	42.214	191.8	9:16:46.107	7		2:10.926	38.938	50.067	41.921	190.1	9:16:11.156
8		2:09.993	38.856	49.408	41.729	188.4	9:18:56.100	8		2:10.650	38.956	49.865	41.829	188.4	9:18:21.806
9		2:10.865	38.880	49.751	42.234	189.1	9:21:06.965	9		2:10.555	38.485	49.788	42.282	193.5	9:20:32.361
10			38.374	49.987		193.2		10			38.626	53.868		193.2	

3 Pierre-Emmanuel Dallois

9 Tristan Clay

IND

CCF

Lap	D	Time	Sector 1	Sector 2	Sector 3	T. Spd	Elapsed	Lap	D	Time	Sector 1	Sector 2	Sector 3	T. Spd	Elapsed
1		9:03:18.332	9:01:32.111	55.381	50.840	131.7	9:03:18.332	1		9:02:58.502	9:01:21.773	53.309	43.420	130.2	9:02:58.502
2		2:13.982	39.759	51.447	42.776	170.8	9:05:32.314	2		2:11.985	38.689	50.743	42.553	198.8	9:05:10.487
3		2:11.835	38.680	50.100	43.055	203.0	9:07:44.149	3		2:11.392	37.998	49.856	43.538	198.8	9:07:21.879
4		2:10.116	38.498	49.806	41.812	193.5	9:09:54.265	4		2:08.735	38.010	49.228	41.497	204.5	9:09:30.614
5		2:29.595	38.288	1:00.722	50.585	196.0	9:12:23.860	5		2:09.917	38.488	50.015	41.414	193.5	9:11:40.531
6		2:11.349	38.131	49.539	43.679	196.3	9:14:35.209	6		2:10.644	38.609	49.812	42.223	191.1	9:13:51.175
7		2:11.914	38.758	49.532	43.624	189.4	9:16:47.123	7		2:10.173	38.251	50.204	41.718	199.2	9:16:01.348
8		2:09.332	38.362	49.200	41.770	197.0	9:18:56.455	8		2:08.665	38.075	49.487	41.103	196.0	9:18:10.013
9		2:10.335	38.286	49.667	42.382	198.1	9:21:06.790	9		2:09.342	38.531	49.488	41.323	191.1	9:20:19.355
10			43.523	1:00.320		171.7		10			44.917	56.896		139.5	

4 Evelyne Buathier

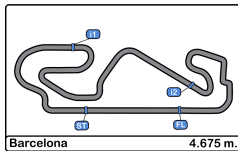
10 Zuccarelli - Zuccarelli

ROSSELSP

CCF

Lap	D	Time	Sector 1	Sector 2	Sector 3	T. Spd	Elapsed	Lap	D	Time	Sector 1	Sector 2	Sector 3	T. Spd	Elapsed
1		9:03:09.260	9:01:17.736	1:00.498	51.026	129.4	9:03:09.260	1		9:03:30.945	9:01:47.161	57.423	46.361	127.6	9:03:30.945
2		2:25.356	43.026	54.962	47.368	185.5	9:05:34.616	2		2:18.916	41.638	52.743	44.535	179.4	9:05:49.861
3		2:24.738	41.024	54.623	49.091	186.5	9:07:59.354	3		2:16.147	39.886	53.166	43.095	183.0	9:08:06.008
4		2:24.929	42.213	55.422	47.294	184.9	9:10:24.283	4		2:14.807	40.108	51.491	43.208	183.6	9:10:20.815
5		2:24.410	42.121	55.085	47.204	185.8	9:12:48.693	5		2:17.751	40.365	52.276	45.110	184.9	9:12:38.566
6		2:22.105	41.593	54.216	46.296	186.5	9:15:10.798	6		2:21.200	42.354	54.464	44.382	183.3	9:14:59.766
7		2:19.471	41.412	52.911	45.148	188.4	9:17:30.269	7		2:15.348	39.946	51.051	44.351	183.0	9:17:15.114
8		2:19.903	40.798	53.333	45.772	187.1	9:19:50.172	8		2:14.101	40.485	51.051	42.565	183.0	9:19:29.215
9		2:20.382	41.341	53.513	45.528	185.2	9:22:10.554	9		2:13.591	39.923	50.426	43.242	183.0	9:21:42.806
10			40.957	53.523		184.6		10			40.695	52.896		182.4	





Circuit de Barcelona
Caterham Cup Roadsport
Qualifying - 1
Lap Analysis



12

Guillaume Dallois

23

Patrick Thome

IND

CCF

Lap D	Time	Sector 1	Sector 2	Sector 3	T. Spd	Elapsed	Lap D	Time	Sector 1	Sector 2	Sector 3	T. Spd	Elapsed
1	9:03:08.959	9:01:25.339	55.367	48.253	126.9	9:03:08.959	1	9:02:58.094	9:01:20.664	52.943	44.487	121.7	9:02:58.094
2	2:16.793	41.659	52.017	43.117	184.3	9:05:25.752	2	2:11.944	38.681	50.544	42.719	198.1	9:05:10.038
3	2:11.448	39.005	50.655	41.788	188.4	9:07:37.200	3	2:10.185	38.072	50.031	42.082	200.0	9:07:20.223
4	2:12.443	38.878	51.341	42.224	194.9	9:09:49.643	4	2:09.311	38.342	49.421	41.548	197.4	9:09:29.534
5	2:10.633	38.645	50.105	41.883	190.1	9:12:00.276	5	2:08.585	38.126	49.180	41.279	198.5	9:11:38.119
6	2:11.797	38.638	50.686	42.473	190.8	9:14:12.073	6	2:08.079	37.939	49.083	41.057	198.1	9:13:46.198
7	2:10.556	38.693	49.885	41.978	196.7	9:16:22.629	7	2:08.274	37.816	49.083	41.375	199.6	9:15:54.472
8	2:11.422	39.021	50.489	41.912	187.5	9:18:34.051	8	2:08.398	37.994	48.948	41.456	205.7	9:18:02.870
9	2:13.336	39.803	51.391	42.142	185.5	9:20:47.387	9	2:09.036	38.384	49.187	41.465	198.1	9:20:11.906
10		2:54.000	54.859		180.6		10		40.862	52.432		185.2	

16

Stephane Brun

25

Thomas Monjalet

ROSSELSP

IND

Lap D	Time	Sector 1	Sector 2	Sector 3	T. Spd	Elapsed	Lap D	Time	Sector 1	Sector 2	Sector 3	T. Spd	Elapsed
1	9:03:06.354	9:01:12.956	1:04.050	49.348	117.2	9:03:06.354	1	9:02:44.187	9:00:50.561	1:08.189	45.437	111.4	9:02:44.187
2	2:24.560	43.523	55.489	45.548	178.5	9:05:30.914	2	2:13.060	39.465	50.954	42.641	188.4	9:04:57.247
3	2:22.287	42.571	54.343	45.373	182.1	9:07:53.201	3	2:11.027	38.476	50.469	42.082	196.0	9:07:08.274
4	2:23.093	42.473	55.136	45.484	180.6	9:10:16.294	4	2:12.357	39.004	50.921	42.432	192.1	9:09:20.631
5	2:25.823	43.277	55.635	46.911	180.6	9:12:42.117	5	2:12.123	38.431	50.965	42.727	203.0	9:11:32.754
6	2:22.644	42.517	54.748	45.379	182.1	9:15:04.761	6	2:10.496	38.308	50.145	42.043	197.8	9:13:43.250
7	2:19.657	42.254	53.141	44.262	184.3	9:17:24.418	7	2:10.549	38.495	49.499	42.555	198.1	9:15:53.799
8	2:19.491	42.070	53.104	44.317	181.8	9:19:43.909	8	2:12.810	40.696	50.279	41.835	195.2	9:18:06.609
9	2:18.377	41.652	52.825	43.900	181.8	9:22:02.286	9	2:09.524	38.467	49.217	41.840	195.2	9:20:16.133
10		42.634	56.403		176.7		10		43.062	56.038		176.1	

17

Arnaud Trotin

26

Stephan Laganier

ROSSELSP

CCF

Lap D	Time	Sector 1	Sector 2	Sector 3	T. Spd	Elapsed	Lap D	Time	Sector 1	Sector 2	Sector 3	T. Spd	Elapsed
1	9:02:46.289	9:00:53.688	1:06.478	46.123	128.2	9:02:46.289	1	9:02:58.845	9:01:22.893	52.851	43.101	121.4	9:02:58.845
2	2:14.631	40.265	51.795	42.571	191.8	9:05:00.920	2	2:12.192	38.702	50.452	43.038	194.9	9:05:11.037
3	2:12.694	39.749	50.547	42.398	188.1	9:07:13.614	3	2:10.357	37.909	49.820	42.628	202.6	9:07:21.394
4		39.278			187.5		4	2:09.712	38.186	49.496	42.030	197.4	9:09:31.106
5							5	2:10.500	39.185	49.614	41.701	205.7	9:11:41.606
6							6	2:09.229	38.164	49.161	41.904	198.1	9:13:50.835
7							7	2:10.281	38.858	49.610	41.813	192.8	9:16:01.116
8							8	2:10.024	38.579	49.485	41.960	192.8	9:18:11.140
9							9	2:21.322	38.270	49.452	53.600	198.1	9:20:32.462
10							10		47.002	55.512		138.8	

20

Gary Gachnang

PALM

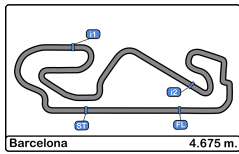
Lap D	Time	Sector 1	Sector 2	Sector 3	T. Spd	Elapsed	Lap D	Time	Sector 1	Sector 2	Sector 3	T. Spd	Elapsed
1	9:02:44.627	9:00:58.165	1:01.603	44.859	136.1	9:02:44.627	1	9:02:57.195	9:01:00.075	1:04.614	52.506	125.5	9:02:57.195
2	2:10.707	38.748	50.324	41.635	198.5	9:04:55.334	2	2:24.559	43.724	54.453	46.382	185.5	9:05:21.754
3	2:09.934	39.259	49.469	41.206	185.8	9:07:05.268	3	2:23.896	43.088	53.973	46.835	184.9	9:07:45.650
4	2:09.653	38.381	49.822	41.450	191.1	9:09:14.921	4	2:19.773	41.543	53.446	44.784	186.2	9:10:05.423
5	2:09.217	38.946	49.012	41.259	185.2	9:11:24.138	5	2:20.914	41.591	54.326	44.997	181.5	9:12:26.337
6	2:12.875	39.233	50.196	43.446	193.5	9:13:37.013	6	2:18.376	41.466	52.538	44.372	185.2	9:14:44.713
7	2:12.820	42.722	48.789	41.309	124.5	9:15:49.833	7	2:17.996	40.642	52.923	44.431	188.1	9:17:02.709
8	2:09.356	38.567	48.997	41.792	191.1	9:17:59.189	8	2:20.045	41.343	53.213	45.489	182.7	9:19:22.754
9	2:09.083	38.452	49.333	41.298	191.8	9:20:08.272	9	2:19.929	41.267	53.110	45.552	182.7	9:21:42.683
10		2:47.852	51.509		188.1		10		42.512	53.347		180.6	

28

Eric Pinson

ST ELOI

Lap D	Time	Sector 1	Sector 2	Sector 3	T. Spd	Elapsed
1	9:02:57.195	9:01:00.075	1:04.614	52.506	125.5	9:02:57.195
2	2:24.559	43.724	54.453	46.382	185.5	9:05:21.754
3	2:23.896	43.088	53.973	46.835	184.9	9:07:45.650
4	2:19.773	41.543	53.446	44.784	186.2	9:10:05.423
5	2:20.914	41.591	54.326	44.997	181.5	9:12:26.337
6	2:18.376	41.466	52.538	44.372	185.2	9:14:44.713
7	2:17.996	40.642	52.923	44.431	188.1	9:17:02.709
8	2:20.045	41.343	53.213	45.489	182.7	9:19:22.754
9	2:19.929	41.267	53.110	45.552	182.7	9:21:42.683
10		42.512	53.347		180.6	



Circuit de Barcelona
Caterham Cup Roadsport
Qualifying - 1
Lap Analysis



33

Sebastien Lenoir

47

Palma Christian Di

IND

IND

Lap	D	Time	Sector 1	Sector 2	Sector 3	T. Spd	Elapsed	Lap	D	Time	Sector 1	Sector 2	Sector 3	T. Spd	Elapsed
1		9:02:54.860	9:01:14.739	54.539	45.582	128.1	9:02:54.860	1		9:02:45.282	9:00:52.470	1:07.863	44.949	119.6	9:02:45.282
2		2:25.205	40.571	55.014	49.620	190.4	9:05:20.065	2		2:10.085	38.833	49.983	41.269	192.1	9:04:55.367
3		2:13.232	39.901	50.569	42.762	188.1	9:07:33.297	3		2:09.578	38.224	49.748	41.606	189.1	9:07:04.945
4		2:12.712	39.625	50.202	42.885	188.8	9:09:46.009	4		2:10.571	38.796	50.496	41.279	184.6	9:09:15.516
5		2:12.904	39.531	50.936	42.437	187.1	9:11:58.913	5		2:08.091	37.796	49.368	40.927	198.1	9:11:23.607
6		2:14.011	39.674	51.089	43.248	184.9	9:14:12.924	6		2:15.415	39.703	52.819	42.893	181.2	9:13:39.022
7		2:11.590	38.859	50.070	42.661	194.5	9:16:24.514	7		2:11.877	41.006	49.406	41.465	182.7	9:15:50.899
8		2:12.120	39.368	50.369	42.383	190.4	9:18:36.634	8		2:08.046	37.925	48.635	41.486	193.5	9:17:58.945
9		2:11.775	38.827	50.799	42.149	192.1	9:20:48.409	9		2:08.649	38.745	49.000	40.904	187.5	9:20:07.594
10			39.569	54.384		190.8		10			39.902	55.219		179.1	

34

Stephane Djiane

54

Mathys Jaubert

CCF

PALM

Lap	D	Time	Sector 1	Sector 2	Sector 3	T. Spd	Elapsed	Lap	D	Time	Sector 1	Sector 2	Sector 3	T. Spd	Elapsed
1		9:02:54.064	9:01:17.310	52.478	44.276	115.3	9:02:54.064	1		9:02:42.237	9:01:01.849	57.648	42.740	139.3	9:02:42.237
2		2:15.461	39.357	53.702	42.402	197.0	9:05:09.525	2		2:11.673	39.595	50.417	41.661	184.9	9:04:53.910
3		2:12.150	38.054	50.600	43.496	201.1	9:07:21.675	3		2:13.032	39.912	50.608	42.512	187.5	9:07:06.942
4		2:10.570	38.722	50.052	41.796	197.4	9:09:32.245	4		2:08.229	37.842	49.427	40.960	200.7	9:09:15.171
5		2:11.549	38.827	50.208	42.514	195.6	9:11:43.794	5		2:11.384	38.008	48.970	44.406	192.8	9:11:26.555
6		2:10.969	38.852	50.123	41.994	192.8	9:13:54.763	6		2:14.224	37.883	52.050	44.291	196.3	9:13:40.779
7		2:10.955	38.727	49.990	42.238	190.8	9:16:05.718	7		2:07.477	37.923	48.721	40.833	200.7	9:15:48.256
8		2:10.004	38.303	49.677	42.024	196.7	9:18:15.722	8		2:15.950	39.304	53.835	42.811	190.1	9:18:04.206
9		2:10.576	38.935	49.665	41.976	191.8	9:20:26.298	9		2:06.938	37.348	48.644	40.946	204.1	9:20:11.144
10			42.940	53.861		158.5		10			38.191	53.009		197.4	

43

Frederic Maloisel

55

Bertrand Semaille

ROSSELSP

PALM

Lap	D	Time	Sector 1	Sector 2	Sector 3	T. Spd	Elapsed	Lap	D	Time	Sector 1	Sector 2	Sector 3	T. Spd	Elapsed
1		9:02:53.213	9:01:10.703	55.494	47.016	130.9	9:02:53.213	1		9:02:46.040	9:01:05.084	54.924	46.032	131.7	9:02:46.040
2		2:20.345	41.593	53.469	45.283	189.1	9:05:13.558	2		2:12.788	39.769	50.476	42.543	192.8	9:04:58.828
3		2:16.968	40.451	51.739	44.778	188.8	9:07:30.526	3		2:10.794	38.531	49.686	42.577	201.1	9:07:09.622
4		2:17.410	40.325	52.330	44.755	189.8	9:09:47.936	4		2:11.468	38.471	50.532	42.465	201.1	9:09:21.090
5		2:17.753	40.399	52.789	44.565	189.4	9:12:05.689	5		2:11.426	38.325	50.749	42.052	202.6	9:11:32.216
6		2:16.682	40.457	52.264	43.961	188.1	9:14:22.371	6		2:10.577	38.477	50.220	41.880	197.4	9:13:42.793
7		2:16.775	40.483	52.619	43.673	186.5	9:16:39.146	7		2:10.024	38.515	49.495	42.014	202.2	9:15:52.817
8		2:16.954	40.717	52.315	43.922	184.6	9:18:56.100	8		2:09.195	38.253	49.159	41.783	200.0	9:18:02.012
9		2:16.458	40.378	51.541	44.539	188.1	9:21:12.558	9		2:10.936	38.635	50.291	42.010	193.8	9:20:12.948
10			40.221	51.914		186.8		10			2:49.937	1:03.921		190.1	

45

Guilhem Rouanet

57

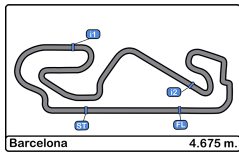
Olivier Hudin

IND

IND

Lap	D	Time	Sector 1	Sector 2	Sector 3	T. Spd	Elapsed	Lap	D	Time	Sector 1	Sector 2	Sector 3	T. Spd	Elapsed
1		9:02:48.117	9:00:53.013	1:08.007	47.097	126.3	9:02:48.117	1		9:02:50.674	9:00:54.399	1:07.417	48.858	125.5	9:02:50.674
2		2:13.263	39.467	50.967	42.829	193.2	9:05:01.380	2		2:15.385	40.050	50.798	44.537	187.1	9:05:06.059
3		2:11.062	38.923	50.169	41.970	199.2	9:07:12.442	3		2:15.326	40.285	51.379	43.662	183.9	9:07:21.385
4		2:11.162	38.793	50.866	41.503	195.2	9:09:23.604	4		2:15.800	39.420	51.781	44.599	186.8	9:09:37.185
5		2:10.942	38.520	49.953	42.469	196.3	9:11:34.546	5		2:13.961	39.510	51.600	42.851	184.9	9:11:51.146
6		2:09.516	38.482	49.512	41.522	192.8	9:13:44.062	6		2:13.530	39.202	51.391	42.937	191.8	9:14:04.676
7		2:10.020	38.284	49.402	42.334	194.9	9:15:54.082	7		2:13.291	38.880	50.781	43.630	193.2	9:16:17.967
8		2:10.906	38.444	50.148	42.314	199.2	9:18:04.988	8		2:21.950	39.744	57.811	44.395	186.2	9:18:39.917
9		2:09.293	38.289	49.521	41.483	196.3	9:20:14.281	9		2:21.855	39.410	59.021	43.424	190.1	9:21:01.772
10			43.689	55.960		145.7		10			44.042	1:02.370		178.2	





Circuit de Barcelona
Caterham Cup Roadsport
Qualifying - 1
Lap Analysis



58

Emmanuel Horneit

68

Pigeon - Vankemmel

PALM

ST ELOI

Lap D	Time	Sector 1	Sector 2	Sector 3	T. Spd	Elapsed	Lap D	Time	Sector 1	Sector 2	Sector 3	T. Spd	Elapsed
1	9:02:43.018	9:00:54.801	1:04.622	43.595	129.9	9:02:43.018	1	9:02:50.410	9:01:02.180	59.910	48.320	129.6	9:02:50.410
2	2:13.304	39.468	51.617	42.219	187.5	9:04:56.322	2	2:23.042	41.991	54.755	46.296	180.0	9:05:13.452
3	2:12.363	39.056	50.736	42.571	195.2	9:07:08.685	3	2:19.874	41.168	53.319	45.387	187.8	9:07:33.326
4	2:11.203	38.095	51.064	42.044	200.3	9:09:19.888	4	2:18.597	40.692	53.546	44.359	185.5	9:09:51.923
5	2:11.429	38.884	50.630	41.915	191.1	9:11:31.317	5	2:23.056	40.384	57.097	45.575	194.2	9:12:14.979
6	2:11.019	38.541	50.634	41.844	196.7	9:13:42.336	6	2:20.515	40.827	54.541	45.147	182.4	9:14:35.494
7	2:10.269	38.647	49.657	41.965	193.5	9:15:52.605	7	2:20.130	41.110	52.652	46.368	185.8	9:16:55.624
8	2:10.590	38.795	49.819	41.976	194.5	9:18:03.195	8	2:19.428	41.212	53.761	44.455	181.5	9:19:15.052
9	2:10.075	38.059	50.248	41.768	205.3	9:20:13.270	9	2:19.858	41.764	53.434	44.660	179.7	9:21:34.910
10	44.827	1:03.961		163.6			10	51.300	1:00.801		137.0		

63

Louis-Vincent Perrinel

69

Ugo Leboucher

ST ELOI

ST ELOI

Lap D	Time	Sector 1	Sector 2	Sector 3	T. Spd	Elapsed	Lap D	Time	Sector 1	Sector 2	Sector 3	T. Spd	Elapsed
1	9:03:23.230	9:01:39.638	55.719	47.873	129.6	9:03:23.230	1	9:02:46.652	9:00:53.266	1:07.585	45.801	135.8	9:02:46.652
2	2:22.856	42.025	54.652	46.179	187.5	9:05:46.086	2	2:11.621	39.327	50.308	41.986	198.8	9:04:58.273
3	2:22.881	43.470	55.345	44.066	180.3	9:08:08.967	3	2:10.837	38.755	49.562	42.520	190.4	9:07:09.110
4	2:19.392	40.980	53.718	44.694	188.8	9:10:28.359	4	2:11.192	38.682	50.474	42.036	196.3	9:09:20.302
5	2:20.477	41.315	54.279	44.883	187.8	9:12:48.836	5	2:10.213	38.428	49.993	41.792	198.5	9:11:30.515
6	2:20.035	41.450	53.569	45.016	185.2	9:15:08.871	6	2:14.410	41.075	50.061	43.274	174.1	9:13:44.925
7	2:18.352	40.946	53.333	44.073	185.2	9:17:27.223	7	2:09.379	38.299	49.412	41.668	193.8	9:15:54.304
8	2:17.392	40.645	53.007	43.740	186.8	9:19:44.615	8	2:09.578	37.919	49.228	42.431	203.0	9:18:03.882
9	2:17.455	39.643	52.985	44.827	192.8	9:22:02.070	9	2:09.763	38.068	49.694	41.991	195.2	9:20:13.635
10	40.949	56.323		183.6			10	43.774	55.216		151.0		

65

Gregory Neveu

72

Yoan Chazal

IND

ST ELOI

Lap D	Time	Sector 1	Sector 2	Sector 3	T. Spd	Elapsed	Lap D	Time	Sector 1	Sector 2	Sector 3	T. Spd	Elapsed
1	9:02:49.415	9:00:57.255	1:03.951	48.209	130.9	9:02:49.415	1	9:02:47.572	9:00:53.906	1:07.426	46.240	122.0	9:02:47.572
2	2:17.078	42.505	51.246	43.327	179.4	9:05:06.493	2	2:12.903	39.749	50.749	42.405	188.8	9:05:00.475
3	2:16.171	39.323	52.901	43.947	194.2	9:07:22.664	3	2:11.299	39.118	50.193	41.988	188.4	9:07:11.774
4	2:14.110	38.779	51.503	43.828	196.0	9:09:36.774	4	2:11.161	38.943	50.393	41.825	189.1	9:09:22.935
5	2:12.726	39.356	50.314	43.056	188.4	9:11:49.500	5	2:11.447	38.818	49.730	42.899	190.8	9:11:34.382
6	2:22.020	39.172	49.729	53.119	178.5	9:14:11.520	6	2:10.947	39.139	49.688	42.120	191.4	9:13:45.329
7	2:13.427	39.465	50.235	43.427	186.5	9:16:24.647	7	2:10.235	38.340	50.137	41.758	191.1	9:15:55.564
8	2:10.312	38.775	49.701	41.836	192.1	9:18:34.959	8	2:10.081	38.585	49.482	42.014	194.5	9:18:05.645
9	2:11.532	38.725	50.526	42.281	184.9	9:20:46.491	9	2:10.102	38.195	49.516	42.391	197.4	9:20:15.747
10	47.632	1:01.590		143.4			10	42.358	51.233		184.9		

67

Jean Claude Biasse

82

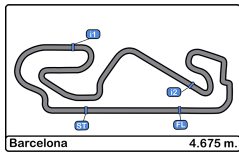
Alexandre Raymond

ST ELOI

CCF

Lap D	Time	Sector 1	Sector 2	Sector 3	T. Spd	Elapsed	Lap D	Time	Sector 1	Sector 2	Sector 3	T. Spd	Elapsed
1	9:04:10.363	9:01:48.594	1:03.178	1:18.591	115.5	9:04:10.363	1	9:02:53.900	9:01:15.688	53.578	44.634	133.8	9:02:53.900
2	2:43.207	48.260	1:02.671	52.276	163.6	9:06:53.570	2	2:15.232	40.069	52.901	42.262	185.2	9:05:09.132
3	2:43.463	47.522	1:04.232	51.709	170.6	9:09:37.033	3	2:13.844	38.834	51.891	43.119	184.6	9:07:22.976
4	2:33.588	45.762	58.721	49.105	169.2	9:12:10.621	4	2:11.413	37.953	51.272	42.188	203.0	9:09:34.389
5	2:33.484	45.414	58.882	49.188	177.6	9:14:44.105	5	2:09.531	38.259	49.361	41.911	190.8	9:11:43.920
6	2:34.574	45.679	59.667	49.228	166.1	9:17:18.679	6	2:14.022	40.079	52.022	41.921	192.5	9:13:57.942
7	2:33.126	44.827	1:00.053	48.246	173.6	9:19:51.805	7	2:09.386	38.404	49.549	41.433	192.8	9:16:07.328
8	2:25.283	42.895	55.608	46.780	181.8	9:22:17.088	8	2:08.679	38.270	48.947	41.462	192.1	9:18:16.007
9		43.023	1:07.740		177.9		9	2:40.032	38.229	49.261	42.542	195.2	9:20:26.039
10							10		42.447	53.504		164.1	





Circuit de Barcelona
Caterham Cup Roadsport
Qualifying - 1
Lap Analysis



83

Baudouin Bauge

599

Frederic Domange

ST ELOI

ST ELOI

Lap	D	Time	Sector 1	Sector 2	Sector 3	T. Spd	Elapsed	Lap	D	Time	Sector 1	Sector 2	Sector 3	T. Spd	Elapsed
1		9:02:45.162	9:00:53.500	1:06.685	44.977	128.7	9:02:45.162	1		9:02:52.003	9:01:01.285	1:00.860	49.858	131.8	9:02:52.003
2		2:11.444	39.414	49.947	42.083	191.4	9:04:56.606	2		2:19.703	40.979	53.925	44.799	188.8	9:05:11.706
3		2:09.654	38.476	49.318	41.860	199.2	9:07:06.260	3		2:13.965	39.792	51.188	42.985	191.8	9:07:25.671
4		2:10.048	38.359	49.834	41.855	192.8	9:09:16.308	4		2:12.945	39.495	50.755	42.695	189.1	9:09:38.616
5		2:08.677	38.201	49.448	41.028	194.9	9:11:24.985	5		2:12.860	39.345	50.757	42.758	196.3	9:11:51.476
6		2:15.005	38.647	53.176	43.182	196.0	9:13:39.990	6		2:12.144	38.680	51.175	42.289	197.8	9:14:03.620
7		2:10.794	38.890	49.281	42.623	191.4	9:15:50.784	7		2:14.851	39.232	50.735	44.884	191.8	9:16:18.471
8		2:08.737	38.510	49.028	41.199	192.5	9:17:59.521	8		2:15.889	39.290	52.082	44.517	197.0	9:18:34.360
9		2:10.070	38.965	49.650	41.455	191.4	9:20:09.591	9		2:12.759	39.338	51.049	42.372	190.8	9:20:47.119
10			39.357	57.938		189.8		10			2:54.895	56.426		192.5	

88

Harold Huot

ROSSELSP

Lap	D	Time	Sector 1	Sector 2	Sector 3	T. Spd	Elapsed
1		9:03:00.868	9:01:26.053	51.807	43.008	130.4	9:03:00.868
2		2:17.988	38.917	49.362	49.709	194.2	9:05:18.856
3		2:10.748	38.391	49.873	42.484	191.1	9:07:29.604
4		2:09.019	38.251	49.145	41.623	192.8	9:09:38.623
5		2:09.303	38.194	49.629	41.480	199.2	9:11:47.926
6		2:08.761	38.062	49.447	41.252	193.8	9:13:56.687
7		2:08.154	38.038	48.751	41.365	196.3	9:16:04.841
8		2:08.992	38.086	49.261	41.645	194.5	9:18:13.833
9		2:09.298	37.875	49.009	42.414	194.5	9:20:23.131
10			39.511	50.965		192.8	

98

Thomas Carasco

IND

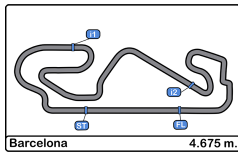
Lap	D	Time	Sector 1	Sector 2	Sector 3	T. Spd	Elapsed
1		9:03:09.810	9:01:29.618	55.721	44.471	126.4	9:03:09.810
2		2:13.978	40.177	51.154	42.647	188.4	9:05:23.788
3		2:12.845	39.406	50.719	42.720	189.4	9:07:36.633
4		2:13.695	39.254	51.810	42.631	188.4	9:09:50.328
5		2:12.932	38.855	51.227	42.850	197.8	9:12:03.260
6		2:11.766	39.221	50.268	42.277	188.8	9:14:15.026
7		2:10.605	38.703	49.998	41.904	191.4	9:16:25.631
8		2:12.851	39.683	51.077	42.091	195.2	9:18:38.482
9		2:11.541	39.155	50.377	42.009	192.5	9:20:50.023
10			45.405	1:02.085		156.0	

99

Benoit Loffron

ST ELOI

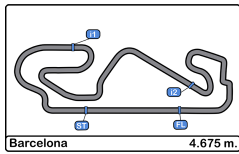
Lap	D	Time	Sector 1	Sector 2	Sector 3	T. Spd	Elapsed
1		9:03:22.294	9:01:36.747	57.870	47.677	128.7	9:03:22.294
2		2:24.227	42.504	55.775	45.948	177.0	9:05:46.521
3		2:21.147	42.480	53.610	45.057	184.3	9:08:07.668
4		2:18.375	41.272	52.860	44.243	183.3	9:10:26.043
5		2:18.774	40.835	54.004	43.935	183.3	9:12:44.817
6		2:17.541	40.388	53.031	44.122	182.1	9:15:02.358
7		2:17.604	40.808	51.888	44.908	182.4	9:17:19.962
8		2:18.898	41.950	52.624	44.324	186.5	9:19:38.860
9		2:16.847	41.014	52.217	43.616	181.5	9:21:55.707
10			41.198	55.027		180.9	



Circuit de Barcelona
Caterham Cup Roadsport
Qualifying - 1
Best Sectors Results



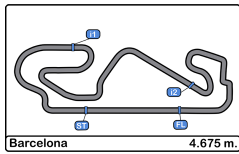
Sector - 1			Sector - 2			Sector - 3			Ideal Lap vs Best Lap						
Clas	Nº	Driver	Time	Nº	Driver	Time	Nº	Driver	Time	Clas	Nº	Driver	Ideal Lap	Best Lap	Clas
1	54	Mathys Jaubert	37.348	6	Vincent Beltoise	48.512	6	Vincent Beltoise	40.737	1	6	Vincent Beltoise	2:06.639	2:06.639	1
2	6	Vincent Beltoise	37.390	47	Palma Christian Di	48.635	54	Mathys Jaubert	40.833	2	54	Mathys Jaubert	2:06.825	2:06.938	2
3	47	Palma Christian Di	37.796	54	Mathys Jaubert	48.644	47	Palma Christian Di	40.904	3	47	Palma Christian Di	2:07.335	2:08.046	3
4	23	Patrick Thome	37.816	88	Harold Huot	48.751	83	Baudouin Bauge	41.028	4	23	Patrick Thome	2:07.821	2:08.274	5
5	88	Harold Huot	37.875	20	Gary Gachnang	48.789	23	Patrick Thome	41.057	5	88	Harold Huot	2:07.878	2:08.154	4
6	26	Stephan Laganier	37.909	82	Alexandre Raymond	48.947	9	Tristan Clay	41.103	6	20	Gary Gachnang	2:08.199	2:09.083	10
7	69	Ugo Leboucher	37.919	23	Patrick Thome	48.948	20	Gary Gachnang	41.206	7	83	Baudouin Bauge	2:08.257	2:08.677	6
8	82	Alexandre Raymond	37.953	83	Baudouin Bauge	49.028	1	Florian Bidaud	41.250	8	9	Tristan Clay	2:08.329	2:08.735	8
9	9	Tristan Clay	37.998	55	Bertrand Semaille	49.159	88	Harold Huot	41.252	9	82	Alexandre Raymond	2:08.333	2:08.679	7
10	1	Florian Bidaud	38.033	26	Stephan Laganier	49.161	82	Alexandre Raymond	41.433	10	1	Florian Bidaud	2:08.641	2:08.995	9
11	34	Stephane Djiane	38.054	3	Pierre-Emmanuel Dallois	49.200	2	Jean-Michel Dallois	41.448	11	26	Stephan Laganier	2:08.771	2:09.229	11
12	58	Emmanuel Horneit	38.059	25	Thomas Monjalet	49.217	45	Guilhem Rouanet	41.483	12	69	Ugo Leboucher	2:08.815	2:09.379	13
13	3	Pierre-Emmanuel Dallois	38.131	69	Ugo Leboucher	49.228	69	Ugo Leboucher	41.668	13	3	Pierre-Emmanuel Dallois	2:09.101	2:09.332	12
14	72	Yoan Chazal	38.195	9	Tristan Clay	49.228	26	Stephan Laganier	41.701	14	45	Guilhem Rouanet	2:09.169	2:09.516	14
15	83	Baudouin Bauge	38.201	1	Florian Bidaud	49.358	72	Yoan Chazal	41.758	15	2	Jean-Michel Dallois	2:09.195	2:09.820	16
16	20	Gary Gachnang	38.204	45	Guilhem Rouanet	49.402	58	Emmanuel Horneit	41.768	16	55	Bertrand Semaille	2:09.195	2:10.024	18
17	55	Bertrand Semaille	38.253	2	Jean-Michel Dallois	49.408	3	Pierre-Emmanuel Dallois	41.770	17	25	Thomas Monjalet	2:09.360	2:09.524	15
18	45	Guilhem Rouanet	38.284	72	Yoan Chazal	49.482	55	Bertrand Semaille	41.783	18	72	Yoan Chazal	2:09.435	2:10.081	20
19	25	Thomas Monjalet	38.308	58	Emmanuel Horneit	49.657	12	Guillaume Dallois	41.788	19	58	Emmanuel Horneit	2:09.484	2:10.075	19
20	2	Jean-Michel Dallois	38.339	34	Stephane Djiane	49.665	34	Stephane Djiane	41.796	20	34	Stephane Djiane	2:09.515	2:10.004	17
21	8	Xavier Bodard	38.485	65	Gregory Neveu	49.701	8	Xavier Bodard	41.829	21	8	Xavier Bodard	2:10.102	2:10.442	22
22	12	Guillaume Dallois	38.638	12	Guillaume Dallois	49.778	25	Thomas Monjalet	41.835	22	12	Guillaume Dallois	2:10.204	2:10.556	23
23	59	Frederic Domange	38.680	8	Xavier Bodard	49.788	65	Gregory Neveu	41.836	23	65	Gregory Neveu	2:10.262	2:10.312	21
24	98	Thomas Carasco	38.703	98	Thomas Carasco	49.998	98	Thomas Carasco	41.904	24	98	Thomas Carasco	2:10.605	2:10.605	24
25	65	Gregory Neveu	38.725	33	Sebastien Lenoir	50.070	33	Sebastien Lenoir	42.149	25	33	Sebastien Lenoir	2:11.046	2:11.590	25
26	33	Sebastien Lenoir	38.827	10	Zuccarelli - Zuccarelli	50.426	599	Frederic Domange	42.289	26	599	Frederic Domange	2:11.704	2:12.144	26
27	57	Olivier Hudin	38.880	17	Arnaud Trotin	50.547	17	Arnaud Trotin	42.398	27	17	Arnaud Trotin	2:12.223	2:12.694	27
28	17	Arnaud Trotin	39.278	599	Frederic Domange	50.735	10	Zuccarelli - Zuccarelli	42.565	28	57	Olivier Hudin	2:12.512	2:13.291	28
29	63	Louis-Vincent Perrinel	39.643	57	Olivier Hudin	50.781	57	Olivier Hudin	42.851	29	10	Zuccarelli - Zuccarelli	2:12.877	2:13.591	29
30	10	Zuccarelli - Zuccarelli	39.886	43	Frederic Maloisel	51.541	99	Benoit Loffron	43.616	30	43	Frederic Maloisel	2:15.435	2:16.458	30
31	43	Frederic Maloisel	40.221	99	Benoit Loffron	51.888	43	Frederic Maloisel	43.673	31	99	Benoit Loffron	2:15.892	2:16.847	31
32	68	Pigeon - Vankemmel	40.384	28	Eric Pinson	52.538	63	Louis-Vincent Perrinel	43.740	32	63	Louis-Vincent Perrinel	2:16.368	2:17.392	32
33	99	Benoit Loffron	40.388	68	Pigeon - Vankemmel	52.652	16	Stephane Brun	43.900	33	68	Pigeon - Vankemmel	2:17.395	2:18.597	35
34	28	Eric Pinson	40.642	16	Stephane Brun	52.825	68	Pigeon - Vankemmel	44.359	34	28	Eric Pinson	2:17.552	2:17.996	33
35	4	Evelyne Buathier	40.798	4	Evelyne Buathier	52.911	28	Eric Pinson	44.372	35	16	Stephane Brun	2:18.377	2:18.377	34
36	16	Stephane Brun	41.652	63	Louis-Vincent Perrinel	52.985	4	Evelyne Buathier	45.148	36	4	Evelyne Buathier	2:18.857	2:19.471	36
37	67	Jean Claude Biasse	42.895	67	Jean Claude Biasse	55.608	67	Jean Claude Biasse	46.780	37	67	Jean Claude Biasse	2:25.283	2:25.283	37



Circuit de Barcelona
Caterham Cup Roadsport
Qualifying - 1
Best 5 Lap Times



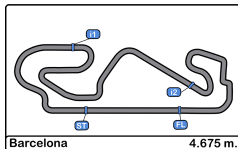
Cls	N°	Driver	Nat	Team	Nat	Vehicle	Cat	Cls	Best 1		Best 2		Best 3		Best 4		Best 5	
									Time	Lap	Time	Lap	Time	Lap	Time	Lap	Time	Lap
1	6	Vincent Beltoise	FRA	CCF	FRA				2:06.639	8	2:07.553	7	2:07.753	9	2:08.101	6	2:09.311	4
2	54	Mathys Jaubert	FRA	PALM	FRA				2:06.938	9	2:07.477	7	2:08.229	4	2:11.384	5	2:11.673	2
3	47	Palma Christian Di	FRA	IND	FRA				2:08.046	8	2:08.091	5	2:08.649	9	2:09.578	3	2:10.085	2
4	88	Harold Huot	FRA	ROSSELSP	FRA				2:08.154	7	2:08.761	6	2:09.019	4	2:09.298	9	2:09.303	5
5	23	Patrick Thome	FRA	CCF	FRA				2:08.274	7	2:08.398	8	2:08.585	5	2:09.311	4	2:10.185	3
6	83	Baudouin Bauge	FRA	ST ELOI	FRA				2:08.677	5	2:08.737	8	2:09.654	3	2:10.048	4	2:10.070	9
7	82	Alexandre Raymond	FRA	CCF	FRA				2:08.679	8	2:09.531	5	2:11.413	4	2:13.844	3	2:14.022	6
8	9	Tristan Clay	FRA	CCF	FRA				2:08.735	4	2:09.342	9	2:09.917	5	2:10.173	7	2:10.644	6
9	1	Florian Bidaud	FRA	ROSSELSP	FRA				2:08.995	7	2:09.373	8	2:09.815	6	2:10.233	5	2:10.259	4
10	20	Gary Gachnang	FRA	PALM	FRA				2:09.083	9	2:09.217	5	2:09.356	8	2:09.653	4	2:09.934	3
11	26	Stephan Laganier	FRA	CCF	FRA				2:09.229	6	2:09.712	4	2:10.024	8	2:10.281	7	2:10.357	3
12	3	Pierre-Emmanuel Dallois	FRA	IND	FRA				2:09.332	8	2:10.116	4	2:10.335	9	2:11.349	6	2:11.835	3
13	69	Ugo Leboucher	FRA	ST ELOI	FRA				2:09.379	7	2:09.578	8	2:10.213	5	2:10.837	3	2:11.192	4
14	45	Guilhem Rouanet	FRA	IND	FRA				2:09.516	6	2:10.020	7	2:10.906	8	2:10.942	5	2:11.062	3
15	25	Thomas Monjalet	FRA	IND	FRA				2:09.524	9	2:10.496	6	2:10.549	7	2:11.027	3	2:12.123	5
16	2	Jean-Michel Dallois	FRA	IND	FRA				2:09.820	4	2:09.993	8	2:10.243	3	2:10.529	7	2:10.865	9
17	34	Stephane Djiane	FRA	CCF	FRA				2:10.004	8	2:10.570	4	2:10.576	9	2:10.955	7	2:11.549	5
18	55	Bertrand Semaille	FRA	PALM	FRA				2:10.024	7	2:10.577	6	2:10.794	3	2:10.936	9	2:11.468	4
19	58	Emmanuel Horneit	FRA	PALM	FRA				2:10.075	9	2:10.269	7	2:10.590	8	2:11.019	6	2:11.203	4
20	72	Yoan Chazal	FRA	ST ELOI	FRA				2:10.081	8	2:10.102	9	2:10.235	7	2:10.947	6	2:11.161	4
21	65	Gregory Neveu	FRA	IND	FRA				2:10.312	8	2:11.532	9	2:12.726	5	2:14.110	4	2:16.171	3
22	8	Xavier Bodard	FRA	ST ELOI	FRA				2:10.442	6	2:10.555	9	2:10.650	8	2:10.926	7	2:12.703	5
23	12	Guillaume Dallois	FRA	IND	FRA				2:10.556	7	2:10.633	5	2:11.422	8	2:11.448	3	2:11.797	6
24	98	Thomas Carasco	FRA	IND	FRA				2:10.605	7	2:11.541	9	2:11.766	6	2:12.845	3	2:12.851	8
25	33	Sebastien Lenoir	FRA	IND	FRA				2:11.590	7	2:11.775	9	2:12.120	8	2:12.712	4	2:12.904	5
26	599	Frederic Domange	FRA	ST ELOI	FRA				2:12.144	6	2:12.759	9	2:12.945	4	2:13.965	3	2:14.851	7
27	17	Arnaud Trotin	FRA	ROSSELSP	FRA				2:12.694	3	2:14.631	2						
28	57	Olivier Hudin	FRA	IND	FRA				2:13.291	7	2:13.530	6	2:13.961	5	2:15.326	3	2:15.385	2
29	10	Zuccarelli - Zuccarelli	FRA	CCF	FRA				2:13.591	9	2:14.101	8	2:14.807	4	2:15.348	7	2:16.147	3
30	43	Frederic Maloysel	FRA	ROSSELSP	FRA				2:16.458	9	2:16.682	6	2:16.954	8	2:16.968	3	2:17.410	4
31	99	Benoit Loffron	FRA	ST ELOI	FRA				2:16.847	9	2:17.541	6	2:17.604	7	2:18.375	4	2:18.774	5
32	63	Louis-Vincent Perrinel	FRA	ST ELOI	FRA				2:17.392	8	2:17.455	9	2:18.352	7	2:19.392	4	2:20.035	6
33	28	Eric Pinson	FRA	ST ELOI	FRA				2:17.996	7	2:18.376	6	2:19.773	4	2:19.929	9	2:20.045	8
34	16	Stephane Brun	FRA	ROSSELSP	FRA				2:18.377	9	2:19.491	8	2:19.657	7	2:22.287	3	2:22.644	6
35	68	Pigeon - Vankemmel	FRA	ST ELOI	FRA				2:18.597	4	2:19.428	8	2:19.858	9	2:19.874	3	2:20.130	7
36	4	Evelyne Buathier	FRA	ROSSELSP	FRA				2:19.471	7	2:19.903	8	2:20.382	9	2:22.105	6	2:24.410	5
37	67	Jean Claude Biasse	FRA	ST ELOI	FRA				2:25.283	8	2:33.126	7	2:33.484	5	2:33.588	4	2:34.574	6



Circuit de Barcelona
Caterham Cup Roadsport
Qualifying - 1
Best 5 Top Speeds



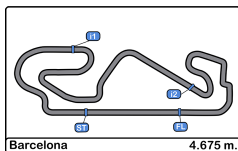
Cls	N°	Driver	Nat	Team	Nat	Vehicle	Cat	Cls	Top 1		Top 2		Top 3		Top 4		Top 5		Avg
									Km/h	Lap	Km/h	Lap	Km/h	Lap	Km/h	Lap	Km/h	Lap	
1	6	Vincent Beltoise	FRA	CCF	FRA				207.6	8	200.3	9	196.3	7	191.4	6	190.1	2	197.2
2	23	Patrick Thome	FRA	CCF	FRA				205.7	8	200.0	3	199.6	7	198.5	5	198.1	2	200.4
3	26	Stephan Laganier	FRA	CCF	FRA				205.7	5	202.6	3	198.1	6	198.1	9	197.4	4	200.4
4	58	Emmanuel Horneit	FRA	PALM	FRA				205.3	9	200.3	4	196.7	6	195.2	3	194.5	8	198.4
5	9	Tristan Clay	FRA	CCF	FRA				204.5	4	199.2	7	198.8	2	198.8	3	196.0	8	199.5
6	54	Mathys Jaubert	FRA	PALM	FRA				204.1	9	200.7	4	200.7	7	197.4	10	196.3	6	199.8
7	3	Pierre-Emmanuel Dallois	FRA	IND	FRA				203.0	3	198.1	9	197.0	8	196.3	6	196.0	5	198.1
8	25	Thomas Monjalet	FRA	IND	FRA				203.0	5	198.1	7	197.8	6	196.0	3	195.2	8	198.0
9	69	Ugo Leboucher	FRA	ST ELOI	FRA				203.0	8	198.8	2	198.5	5	196.3	4	195.2	9	198.4
10	82	Alexandre Raymond	FRA	CCF	FRA				203.0	4	195.2	9	192.8	7	192.5	6	192.1	8	195.1
11	55	Bertrand Semaille	FRA	PALM	FRA				202.6	5	202.2	7	201.1	3	201.1	4	200.0	8	201.4
12	34	Stephane Djiane	FRA	CCF	FRA				201.1	3	197.4	4	197.0	2	196.7	8	195.6	5	197.6
13	20	Gary Gachnang	FRA	PALM	FRA				200.3	10	198.5	2	193.5	6	191.8	9	191.1	4	195.0
14	45	Guilhem Rouanet	FRA	IND	FRA				199.2	3	199.2	8	196.3	5	196.3	9	195.2	4	197.3
15	83	Baudouin Bauge	FRA	ST ELOI	FRA				199.2	3	196.0	6	194.9	5	192.8	4	192.5	8	195.1
16	88	Harold Huot	FRA	ROSSELSP	FRA				199.2	5	196.3	7	194.5	8	194.5	9	194.2	2	195.8
17	47	Palma Christian Di	FRA	IND	FRA				198.1	5	193.5	8	192.1	2	189.1	3	187.5	9	192.1
18	2	Jean-Michel Dallois	FRA	IND	FRA				197.8	3	194.5	5	193.2	10	191.8	7	190.1	4	193.5
19	98	Thomas Carasco	FRA	IND	FRA				197.8	5	195.2	8	192.5	9	191.4	7	189.4	3	193.3
20	599	Frederic Domange	FRA	ST ELOI	FRA				197.8	6	197.0	8	196.3	5	192.5	10	191.8	3	195.1
21	72	Yoan Chazal	FRA	ST ELOI	FRA				197.4	9	194.5	8	191.4	6	191.1	7	190.8	5	193.0
22	8	Xavier Bodard	FRA	ST ELOI	FRA				196.7	4	196.0	6	194.2	2	193.5	9	193.2	10	194.7
23	12	Guillaume Dallois	FRA	IND	FRA				196.7	7	194.9	4	190.8	6	190.1	5	190.1	10	192.5
24	1	Florian Bidaud	FRA	ROSSELSP	FRA				196.3	6	192.1	4	191.8	7	191.8	8	189.8	5	192.4
25	65	Gregory Neveu	FRA	IND	FRA				196.0	4	194.2	3	192.1	8	188.4	5	186.5	7	191.4
26	33	Sebastien Lenoir	FRA	IND	FRA				194.5	7	192.1	9	190.8	10	190.4	2	190.4	8	191.7
27	68	Pigeon - Van Kemmel	FRA	ST ELOI	FRA				194.2	5	187.8	3	185.8	7	185.5	4	182.4	6	187.1
28	57	Olivier Hudin	FRA	IND	FRA				193.2	7	191.8	6	190.1	9	187.1	2	186.8	4	189.8
29	63	Louis-Vincent Perrinel	FRA	ST ELOI	FRA				192.8	9	188.8	4	187.8	5	187.5	2	186.8	8	188.7
30	17	Arnaud Trotin	FRA	ROSSELSP	FRA				191.8	2	188.1	3	187.5	4	128.2	1			173.9
31	43	Frederic Maloisel	FRA	ROSSELSP	FRA				189.8	4	189.4	5	189.1	2	188.8	3	188.1	6	189.0
32	4	Evelyne Buathier	FRA	ROSSELSP	FRA				188.4	7	187.1	8	186.5	3	186.5	6	185.8	5	186.9
33	28	Eric Pinson	FRA	ST ELOI	FRA				188.1	7	186.2	4	185.5	2	185.2	6	184.9	3	186.0
34	99	Benoit Loffron	FRA	ST ELOI	FRA				186.5	8	184.3	3	183.3	4	183.3	5	182.4	7	183.9
35	10	Zuccarelli - Zuccarelli	FRA	CCF	FRA				184.9	5	183.6	4	183.3	6	183.0	3	183.0	7	183.6
36	16	Stephane Brun	FRA	ROSSELSP	FRA				184.3	7	182.1	3	182.1	6	181.8	8	181.8	9	182.4
37	67	Jean Claude Biasse	FRA	ST ELOI	FRA				181.8	8	177.9	9	177.6	5	173.6	7	170.6	3	176.3



Circuit de Barcelona
Caterham Cup Roadsport
Qualifying - 1
Fastest Laps Sequence



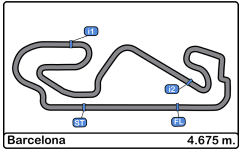
Lap	Time of Day	Session Time	N°	Driver	Nat	Team	Nat	Vehicle	Cat	Time	Km/h
2	9:04:53.910	4:53.910	54	Mathys Jaubert		PALM				2:11.673	127.8
2	9:04:55.334	4:55.334	20	Gary Gachnang		PALM				2:10.707	128.7
2	9:04:55.367	4:55.367	47	Palma Christian Di		IND				2:10.085	129.3
3	9:07:04.945	7:04.945	47	Palma Christian Di		IND				2:09.578	129.8
4	9:09:15.171	9:15.171	54	Mathys Jaubert		PALM				2:08.229	131.2
5	9:11:23.607	11:23.607	47	Palma Christian Di		IND				2:08.091	131.3
7	9:15:48.256	15:48.256	54	Mathys Jaubert		PALM				2:07.477	132.0
8	9:17:59.697	17:59.697	6	Vincent Beltoise		CCF				2:06.639	132.8



Circuit de Barcelona
Caterham Cup Roadsport
Qualifying - 1
Event Best Maximum Speed

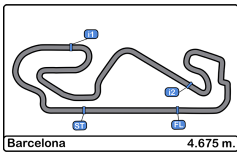


Nº	Driver	Nat	Team	Nat	Vehicle	Cat	Clas	Km/h	Session
6	Vincent Beltoise	FRA	CCF	FRA				207.6	Qualifying - 1
26	Stephan Laganier	FRA	CCF	FRA				205.7	Qualifying - 1
23	Patrick Thome	FRA	CCF	FRA				205.7	Qualifying - 1
58	Emmanuel Horneit	FRA	PALM	FRA				205.3	Qualifying - 1
54	Mathys Jaubert	FRA	PALM	FRA				204.5	Free Practice
9	Tristan Clay	FRA	CCF	FRA				204.5	Qualifying - 1
83	Baudouin Bauge	FRA	ST ELOI	FRA				203.3	Free Practice
3	Pierre-Emmanuel Dallois	FRA	IND	FRA				203.0	Qualifying - 1
82	Alexandre Raymond	FRA	CCF	FRA				203.0	Qualifying - 1
25	Thomas Monjalet	FRA	IND	FRA				203.0	Qualifying - 1
69	Ugo Leboucher	FRA	ST ELOI	FRA				203.0	Qualifying - 1
55	Bertrand Semaille	FRA	PALM	FRA				202.6	Qualifying - 1
34	Stephane Djiane	FRA	CCF	FRA				201.1	Qualifying - 1
20	Gary Gachnang	FRA	PALM	FRA				200.7	Free Practice
88	Harold Huot	FRA	ROSSELS	FRA				200.7	Free Practice
1	Florian Bidaud	FRA	ROSSELS	FRA				200.7	Free Practice
45	Guilhem Rouanet	FRA	IND	FRA				199.2	Qualifying - 1
2	Jean-Michel Dallois	FRA	IND	FRA				198.5	Free Practice
47	Palma Christian Di	FRA	IND	FRA				198.5	Free Practice
98	Thomas Carasco	FRA	IND	FRA				197.8	Qualifying - 1
599	Frederic Domange	FRA	ST ELOI	FRA				197.8	Qualifying - 1
72	Yoan Chazal	FRA	ST ELOI	FRA				197.4	Qualifying - 1
8	Xavier Bodard	FRA	ST ELOI	FRA				196.7	Qualifying - 1
12	Guillaume Dallois	FRA	IND	FRA				196.7	Qualifying - 1
65	Gregory Neveu	FRA	IND	FRA				196.3	Free Practice
43	Frederic Maloysel	FRA	ROSSELS	FRA				195.6	Free Practice
33	Sebastien Lenoir	FRA	IND	FRA				194.5	Free Practice
68	Pigeon - Vankemmel	FRA	ST ELOI	FRA				194.2	Qualifying - 1
57	Olivier Hudin	FRA	IND	FRA				193.2	Qualifying - 1
63	Louis-Vincent Perrinel	FRA	ST ELOI	FRA				192.8	Qualifying - 1
17	Arnaud Trotin	FRA	ROSSELS	FRA				191.8	Qualifying - 1
10	Zuccarelli - Zuccarelli	FRA	CCF	FRA				189.8	Free Practice
4	Evelyne Buathier	FRA	ROSSELS	FRA				188.4	Qualifying - 1
28	Eric Pinson	FRA	ST ELOI	FRA				188.1	Qualifying - 1
16	Stephane Brun	FRA	ROSSELS	FRA				187.5	Free Practice
99	Benoit Loffron	FRA	ST ELOI	FRA				186.5	Qualifying - 1
67	Jean Claude Biasse	FRA	ST ELOI	FRA				183.9	Free Practice



Circuit de Barcelona
Caterham Cup Roadsport
Qualifying - 1
Pit Stop Analysis

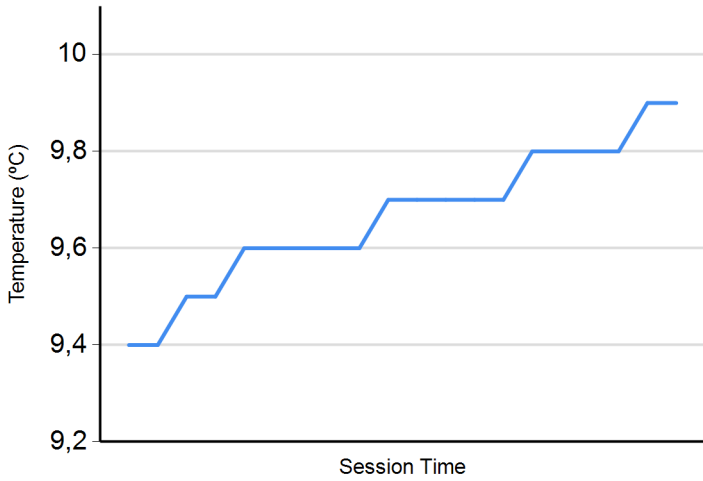




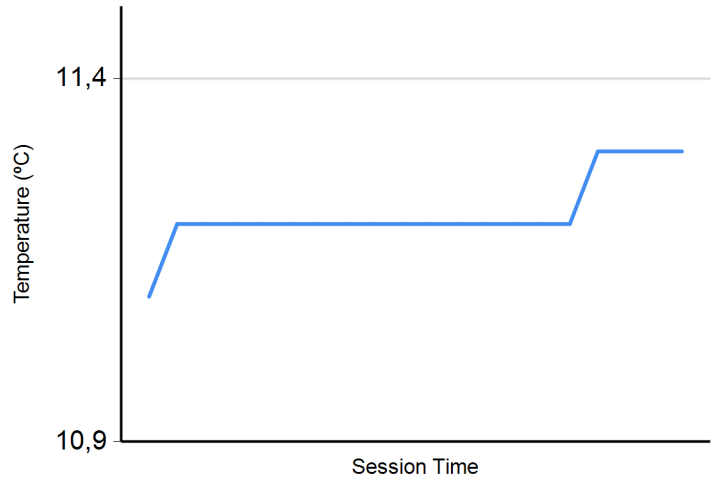
Circuit de Barcelona
Caterham Cup Roadsport
Qualifying - 1
Weather Report



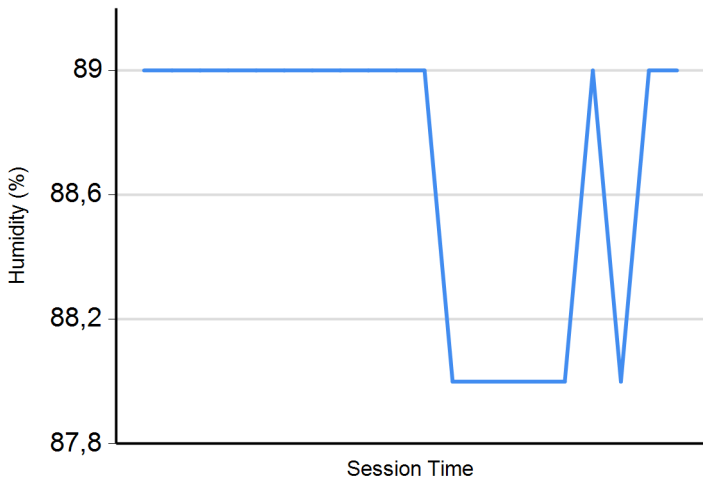
Air Temperature



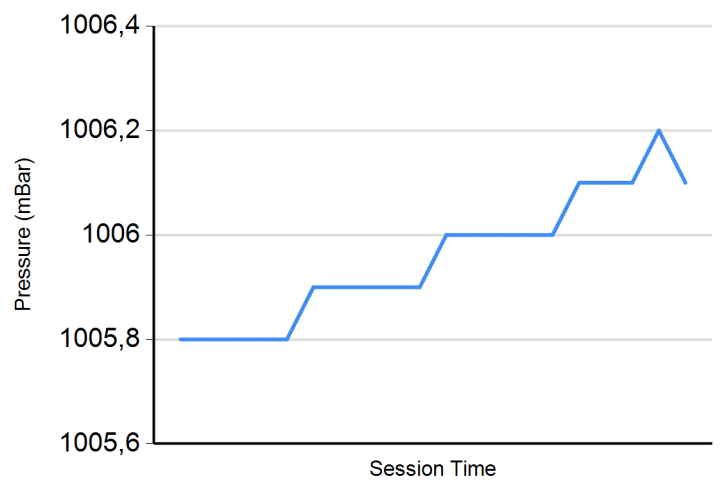
Track Temperature



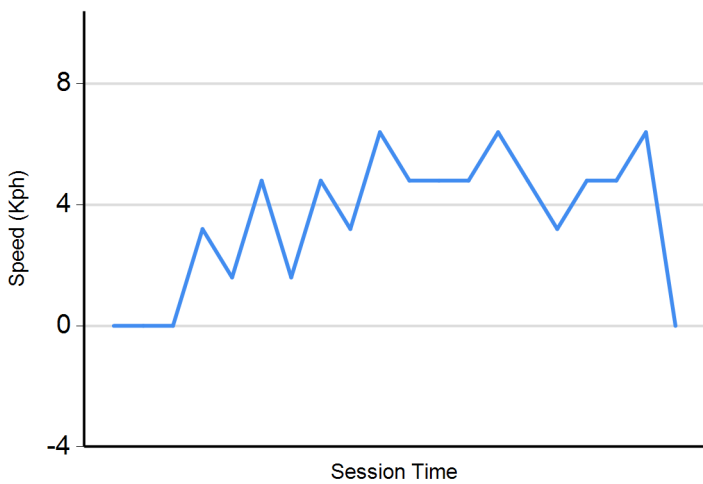
Humidity



Pressure



Wind Speed



Wind direction

North = 0°/360° Est = 90° South = 180° West= 270°

