

Circuit de Barcelona
Caterham Cup Roadsport
Qualifying - 2
Provisional Results



Barcelona 4.675 m.

Clas	Nº	Driver	Nat	Team	Nat	Vehicle	Cat	Clas	Laps	Best	Time	Gap	Interval	Km/h
1	54	Mathys Jaubert	FRA	PALM	FRA				9	6	2:07.031			132.4
2	83	Baudouin Bauge	FRA	ST ELOI	FRA				9	8	2:07.672	0.641	0.641	131.8
3	20	Gary Gachnang	FRA	PALM	FRA				9	9	2:07.885	0.854	0.213	131.6
4	47	Palma Christian Di	FRA	IND	FRA				9	7	2:07.908	0.877	0.023	131.5
5	1	Florian Bidaud	FRA	ROSSELSP	FRA				9	4	2:08.021	0.990	0.113	131.4
6	88	Harold Huot	FRA	ROSSELSP	FRA				9	9	2:08.170	1.139	0.149	131.3
7	2	Jean-Michel Dallois	FRA	IND	FRA				9	8	2:08.353	1.322	0.183	131.1
8	3	Pierre-Emmanuel Dallois	FRA	IND	FRA				9	5	2:08.468	1.437	0.115	131.0
9	9	Tristan Clay	FRA	CCF	FRA				9	5	2:08.678	1.647	0.210	130.7
10	23	Patrick Thome	FRA	CCF	FRA				9	5	2:08.694	1.663	0.016	130.7
11	26	Stephan Laganier	FRA	CCF	FRA				9	4	2:08.889	1.858	0.195	130.5
12	82	Alexandre Raymond	FRA	CCF	FRA				9	7	2:08.931	1.900	0.042	130.5
13	45	Guilhem Rouanet	FRA	IND	FRA				9	9	2:09.041	2.010	0.110	130.4
14	55	Bertrand Semaille	FRA	PALM	FRA				9	8	2:09.095	2.064	0.054	130.3
15	12	Guillaume Dallois	FRA	IND	FRA				9	6	2:09.288	2.257	0.193	130.1
16	98	Thomas Carasco	FRA	IND	FRA				9	8	2:09.315	2.284	0.027	130.1
17	58	Emmanuel Horneit	FRA	PALM	FRA				9	5	2:09.487	2.456	0.172	129.9
18	69	Ugo Leboucher	FRA	ST ELOI	FRA				9	7	2:09.631	2.600	0.144	129.8
19	8	Xavier Bodard	FRA	ST ELOI	FRA				9	9	2:09.696	2.665	0.065	129.7
20	25	Thomas Monjalet	FRA	IND	FRA				9	3	2:09.869	2.838	0.173	129.5
21	72	Yoan Chazal	FRA	ST ELOI	FRA				9	8	2:10.036	3.005	0.167	129.4
22	34	Stephane Djiane	FRA	CCF	FRA				9	8	2:10.213	3.182	0.177	129.2
23	17	Arnaud Trotin	FRA	ROSSELSP	FRA				9	8	2:10.618	3.587	0.405	128.8
24	599	Frederic Domange	FRA	ST ELOI	FRA				9	7	2:10.622	3.591	0.004	128.8
25	65	Gregory Neveu	FRA	IND	FRA				9	7	2:10.657	3.626	0.035	128.8
26	33	Sebastien Lenoir	FRA	IND	FRA				9	7	2:10.784	3.753	0.127	128.6
27	57	Olivier Hudin	FRA	IND	FRA				9	6	2:11.335	4.304	0.551	128.1
28	68	Pigeon - Vankemmel	FRA	ST ELOI	FRA				9	5	2:14.156	7.125	2.821	125.4
29	99	Benoit Loffron	FRA	ST ELOI	FRA				9	5	2:14.798	7.767	0.642	124.8
30	63	Louis-Vincent Perrinel	FRA	ST ELOI	FRA				9	9	2:15.675	8.644	0.877	124.0

Max. qual. time: 107% = 2:15.923

16	Stephane Brun	FRA	ROSSELSP	FRA					9	9	2:16.132	9.101	0.457	123.6
28	Eric Pinson	FRA	ST ELOI	FRA					9	6	2:16.536	9.505	0.404	123.2
43	Frederic Maloisel	FRA	ROSSELSP	FRA					9	9	2:16.635	9.604	0.099	123.1
10	Zuccarelli - Zuccarelli	FRA	CCF	FRA					7	5	2:16.990	9.959	0.355	122.8
4	Evelyne Buathier	FRA	ROSSELSP	FRA					9	7	2:17.248	10.217	0.258	122.6
67	Jean Claude Biasse	FRA	ST ELOI	FRA					8	8	2:28.975	21.944	11.727	112.9

*** PENALTIES**

CAR 599 TIME 2:14.006 DELETED TRACK LIMITS AT T 9

CAR 98 TIME 2:09.998 DELETED TRACK LIMITS AT T 15

CAR 82 TIME 2:10.179 DELETED TRACK LIMITS AT T 15

CAR 68 TIME 2:15.916 DELETED TRACK LIMITS AT T 9

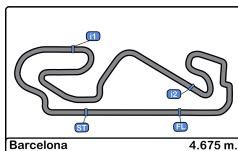
CAR 82 TIME 2:09.607 DELETED TRACK LIMITS AT T 15

Published at:.....

Track Temp: 10.8 °C Air Temp: 11.4 °C Humidity: 70 % Track Status: DRY

Stewards:	Race Director:	Timekeeper: Luis Angel Garcia Nufez JOB/I-0020-ESP
------------------	-----------------------	---





Circuit de Barcelona
Caterham Cup Roadsport
Qualifying - 2



Provisional Results by Category

Clas	Nº	Driver	Nat	Team	Nat	Vehicle	Cat	Clas	Laps	Best	Time	Gap	Interval	Km/h
1	54	Mathys Jaubert	FRA	PALM	FRA				9	6	2:07.031			132.4
2	83	Baudouin Bauge	FRA	ST ELOI	FRA				9	8	2:07.672	0.641	0.641	131.8
3	20	Gary Gachnang	FRA	PALM	FRA				9	9	2:07.885	0.854	0.213	131.6
4	47	Palma Christian Di	FRA	IND	FRA				9	7	2:07.908	0.877	0.023	131.5
5	1	Florian Bidaud	FRA	ROSSELSP	FRA				9	4	2:08.021	0.990	0.113	131.4
6	88	Harold Huot	FRA	ROSSELSP	FRA				9	9	2:08.170	1.139	0.149	131.3
7	2	Jean-Michel Dallois	FRA	IND	FRA				9	8	2:08.353	1.322	0.183	131.1
8	3	Pierre-Emmanuel Dallois	FRA	IND	FRA				9	5	2:08.468	1.437	0.115	131.0
9	9	Tristan Clay	FRA	CCF	FRA				9	5	2:08.678	1.647	0.210	130.7
10	23	Patrick Thome	FRA	CCF	FRA				9	5	2:08.694	1.663	0.016	130.7
11	26	Stephan Laganier	FRA	CCF	FRA				9	4	2:08.889	1.858	0.195	130.5
12	82	Alexandre Raymond	FRA	CCF	FRA				9	7	2:08.931	1.900	0.042	130.5
13	45	Guilhem Rouanet	FRA	IND	FRA				9	9	2:09.041	2.010	0.110	130.4
14	55	Bertrand Semaille	FRA	PALM	FRA				9	8	2:09.095	2.064	0.054	130.3
15	12	Guillaume Dallois	FRA	IND	FRA				9	6	2:09.288	2.257	0.193	130.1
16	98	Thomas Carasco	FRA	IND	FRA				9	8	2:09.315	2.284	0.027	130.1
17	58	Emmanuel Horneit	FRA	PALM	FRA				9	5	2:09.487	2.456	0.172	129.9
18	69	Ugo Leboucher	FRA	ST ELOI	FRA				9	7	2:09.631	2.600	0.144	129.8
19	8	Xavier Bodard	FRA	ST ELOI	FRA				9	9	2:09.696	2.665	0.065	129.7
20	25	Thomas Monjalet	FRA	IND	FRA				9	3	2:09.869	2.838	0.173	129.5
21	72	Yoan Chazal	FRA	ST ELOI	FRA				9	8	2:10.036	3.005	0.167	129.4
22	34	Stephane Djiane	FRA	CCF	FRA				9	8	2:10.213	3.182	0.177	129.2
23	17	Arnaud Troitin	FRA	ROSSELSP	FRA				9	8	2:10.618	3.587	0.405	128.8
24	599	Frederic Domange	FRA	ST ELOI	FRA				9	7	2:10.622	3.591	0.004	128.8
25	65	Gregory Neveu	FRA	IND	FRA				9	7	2:10.657	3.626	0.035	128.8
26	33	Sebastien Lenoir	FRA	IND	FRA				9	7	2:10.784	3.753	0.127	128.6
27	57	Olivier Hudin	FRA	IND	FRA				9	6	2:11.335	4.304	0.551	128.1
28	68	Pigeon - Vankemmel	FRA	ST ELOI	FRA				9	5	2:14.156	7.125	2.821	125.4
29	99	Benoit Loffron	FRA	ST ELOI	FRA				9	5	2:14.798	7.767	0.642	124.8
30	63	Louis-Vincent Perrinel	FRA	ST ELOI	FRA				9	9	2:15.675	8.644	0.877	124.0

Max. qual. time: 107% = 2:15.923

16	Stephane Brun	FRA	ROSSELSP	FRA					9	9	2:16.132	9.101	0.457	123.6
28	Eric Pinson	FRA	ST ELOI	FRA					9	6	2:16.536	9.505	0.404	123.2
43	Frederic Maloisel	FRA	ROSSELSP	FRA					9	9	2:16.635	9.604	0.099	123.1
10	Zuccarelli - Zuccarelli	FRA	CCF	FRA					7	5	2:16.990	9.959	0.355	122.8
4	Evelyne Buathier	FRA	ROSSELSP	FRA					9	7	2:17.248	10.217	0.258	122.6
67	Jean Claude Biasse	FRA	ST ELOI	FRA					8	8	2:28.975	21.944	11.727	112.9

*** PENALTIES**

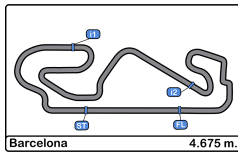
- CAR 599 TIME 2:14.006 DELETED TRACK LIMITS AT T 9
- CAR 98 TIME 2:09.998 DELETED TRACK LIMITS AT T 15
- CAR 82 TIME 2:10.179 DELETED TRACK LIMITS AT T 15
- CAR 68 TIME 2:15.916 DELETED TRACK LIMITS AT T 9
- CAR 82 TIME 2:09.607 DELETED TRACK LIMITS AT T 15

Published at:.....

Track Temp: 10.8 °C Air Temp: 11.4 °C Humidity: 70 % Track Status: DRY

Stewards:	Race Director:	Timekeeper: Luis Angel Garcia Nufez JOB/I-0020-ESP
------------------	-----------------------	---





Circuit de Barcelona
Caterham Cup Roadsport
Qualifying - 2
Lap Analysis



1 Florian Bidau **8** Xavier Bodard
 ROSSELSP ST ELOI

Lap	D	Time	Sector 1	Sector 2	Sector 3	T. Spd	Elapsed	Lap	D	Time	Sector 1	Sector 2	Sector 3	T. Spd	Elapsed
1		9:42:49.470	9:41:12.838	52.391	44.241	134.4	9:42:49.470	1		9:42:31.863	9:40:45.143	53.877	52.843	129.3	9:42:31.863
2		2:12.456	39.860	49.702	42.894	185.2	9:45:01.926	2		2:11.946	39.314	50.629	42.003	188.8	9:44:43.809
3		2:08.679	38.245	49.398	41.036	199.2	9:47:10.605	3		2:11.251	39.254	50.380	41.617	184.6	9:46:55.060
4		2:08.021	37.720	48.821	41.480	198.1	9:49:18.626	4		2:12.865	38.793	51.825	42.247	190.4	9:49:07.925
5		2:08.616	37.695	49.561	41.360	197.8	9:51:27.242	5		2:12.000	39.361	50.760	41.879	197.4	9:51:19.925
6		2:08.513	38.175	49.029	41.309	192.8	9:53:35.755	6		2:11.864	38.569	50.153	43.142	194.2	9:53:31.789
7		2:26.329	41.877	1:02.757	41.695	201.4	9:56:02.084	7		2:12.321	39.968	50.451	41.902	197.4	9:55:44.110
8		2:13.190	40.493	51.255	41.442	200.3	9:58:15.274	8		2:09.764	38.190	49.937	41.637	194.5	9:57:53.874
9		2:08.595	37.696	48.796	42.103	201.1	10:00:23.869	9		2:09.696	38.140	49.737	41.819	197.8	10:00:03.570
10			41.401	54.958		173.3		10			41.785	55.199		184.3	

2 Jean-Michel Dallois **9** Tristan Clay
 IND CCF

Lap	D	Time	Sector 1	Sector 2	Sector 3	T. Spd	Elapsed	Lap	D	Time	Sector 1	Sector 2	Sector 3	T. Spd	Elapsed
1		9:42:47.003	9:41:08.479	53.059	45.465	104.9	9:42:47.003	1		9:42:41.971	9:40:59.352	55.189	47.430	107.3	9:42:41.971
2		2:09.805	38.256	49.838	41.711	193.5	9:44:56.808	2		2:12.711	39.354	51.169	42.188	188.8	9:44:54.682
3		2:10.177	38.115	49.834	42.228	198.8	9:47:06.985	3		2:09.785	38.461	49.816	41.508	191.8	9:47:04.467
4		2:08.904	38.285	49.412	41.207	199.2	9:49:15.889	4		2:09.328	38.381	49.564	41.383	203.3	9:49:13.795
5		2:08.631	38.079	49.303	41.249	194.5	9:51:24.520	5		2:08.678	37.909	49.545	41.224	205.7	9:51:22.473
6		2:09.913	38.053	49.437	42.423	195.2	9:53:34.433	6		2:09.994	38.252	49.880	41.862	198.8	9:53:32.467
7		2:10.400	39.826	49.133	41.441	209.3	9:55:44.833	7		2:08.999	38.470	49.376	41.153	201.8	9:55:41.466
8		2:08.353	37.865	49.301	41.187	197.0	9:57:53.186	8		2:08.984	38.455	49.138	41.391	206.8	9:57:50.450
9		2:08.860	37.841	49.497	41.522	200.7	10:00:02.046	9		2:12.180	38.235	49.568	44.377	193.2	10:00:02.630
10			47.010	58.011		149.3		10			49.443	1:01.541		131.5	

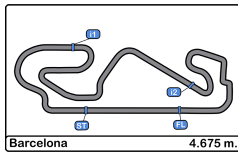
3 Pierre-Emmanuel Dallois **10** Zuccarelli - Zuccarelli
 IND CCF

Lap	D	Time	Sector 1	Sector 2	Sector 3	T. Spd	Elapsed	Lap	D	Time	Sector 1	Sector 2	Sector 3	T. Spd	Elapsed
1		9:42:47.479	9:41:09.013	52.620	45.846	127.9	9:42:47.479	1		9:43:05.891	9:41:20.082	58.032	47.777	129.9	9:43:05.891
2		2:11.337	38.547	50.934	41.856	199.6	9:44:58.816	2		2:24.609	43.782	55.113	45.714	177.9	9:45:30.500
3		2:09.620	38.396	49.662	41.562	193.8	9:47:08.436	3		2:20.138	42.059	53.403	44.676	177.9	9:47:50.638
4		2:08.633	37.861	49.186	41.586	197.8	9:49:17.069	4		2:21.286	42.777	53.953	44.556	179.4	9:50:11.924
5		2:08.468	37.787	49.059	41.622	197.0	9:51:25.537	5		2:16.990	40.519	52.427	44.044	189.8	9:52:28.914
6		2:09.741	37.941	48.878	42.922	198.8	9:53:35.278	6		4:34.628 P	40.468	1:16.092	2:38.068	185.2	9:57:03.542
7		2:27.840	40.598	1:03.044	44.198	201.1	9:56:03.118	7		4:44.671	3:06.005	52.980	45.686	102.5	10:01:48.213
8		2:09.005	38.109	49.386	41.510	197.8	9:58:12.123	8			41.293	1:02.524		180.9	
9		2:11.106	38.465	51.009	41.632	193.2	10:00:23.229								
10			45.964	1:03.367		155.3									

4 Evelyne Buathier **12** Guillaume Dallois
 ROSSELSP IND

Lap	D	Time	Sector 1	Sector 2	Sector 3	T. Spd	Elapsed	Lap	D	Time	Sector 1	Sector 2	Sector 3	T. Spd	Elapsed
1		9:43:12.390	9:41:28.184	55.661	48.545	130.9	9:43:12.390	1		9:42:49.063	9:41:10.944	52.972	45.147	131.7	9:42:49.063
2		2:20.625	42.144	53.191	45.290	182.4	9:45:33.015	2		2:15.025	40.660	50.802	43.563	188.1	9:45:04.088
3		2:18.092	40.817	52.477	44.798	186.8	9:47:51.107	3		2:12.693	38.791	50.206	43.696	195.6	9:47:16.781
4		2:20.200	41.228	53.988	44.984	185.8	9:50:11.307	4		2:11.506	39.205	50.418	41.883	192.5	9:49:28.287
5		2:21.113	41.426	52.547	47.140	189.1	9:52:32.420	5		2:09.665	38.361	49.593	41.711	193.5	9:51:37.952
6		2:17.419	40.690	52.182	44.547	186.2	9:54:49.839	6		2:09.288	38.262	49.334	41.692	193.2	9:53:47.240
7		2:17.248	40.599	52.246	44.403	187.1	9:57:07.087	7		2:10.372	38.335	50.242	41.795	196.0	9:55:57.612
8		2:17.470	40.720	52.591	44.159	189.4	9:59:24.557	8		2:09.681	38.271	49.376	42.034	195.6	9:58:07.293
9		2:18.456	40.484	52.739	45.233	188.4	10:01:43.013	9		2:09.855	38.222	49.487	42.146	197.8	10:00:17.148
10			45.000	1:06.406		182.4		10			44.936	1:01.714		154.9	





Circuit de Barcelona
Caterham Cup Roadsport
Qualifying - 2
Lap Analysis



16

Stephane Brun

25

Thomas Monjalet

ROSSELSP

IND

Lap	D	Time	Sector 1	Sector 2	Sector 3	T. Spd	Elapsed	Lap	D	Time	Sector 1	Sector 2	Sector 3	T. Spd	Elapsed
1		9:43:18.581	9:41:30.203	59.158	49.220	121.7	9:43:18.581	1		9:42:37.092	9:40:49.472	57.290	50.330	131.5	9:42:37.092
2		2:21.793	42.372	53.839	45.582	182.1	9:45:40.374	2		2:11.482	39.508	49.897	42.077	185.5	9:44:48.574
3		2:19.310	42.003	53.088	44.219	181.8	9:47:59.684	3		2:09.869	38.674	49.673	41.522	188.8	9:46:58.443
4		2:17.897	41.542	52.581	43.774	182.1	9:50:17.581	4		2:09.907	38.542	49.774	41.591	189.8	9:49:08.350
5		2:17.609	41.434	52.466	43.709	182.4	9:52:35.190	5		2:10.443	39.543	49.314	41.586	200.7	9:51:18.793
6		2:18.179	41.471	52.655	44.053	184.6	9:54:53.369	6		2:11.422	38.559	49.876	42.987	201.8	9:53:30.215
7		2:17.423	41.564	52.340	43.519	183.0	9:57:10.792	7		2:10.610	39.069	49.844	41.697	183.3	9:55:40.825
8		2:16.413	41.204	51.822	43.387	182.4	9:59:27.205	8		2:10.506	39.284	49.593	41.629	195.6	9:57:51.331
9		2:16.132	41.135	51.741	43.256	183.9	10:01:43.337	9		2:10.058	38.585	49.180	42.293	194.2	10:00:01.389
10			41.173	52.590		190.8		10			2:55.155	54.720		175.6	

17

Arnaud Trotin

26

Stephan Laganier

ROSSELSP

CCF

Lap	D	Time	Sector 1	Sector 2	Sector 3	T. Spd	Elapsed	Lap	D	Time	Sector 1	Sector 2	Sector 3	T. Spd	Elapsed
1		9:42:40.059	9:40:53.941	55.745	50.373	131.8	9:42:40.059	1		9:42:40.032	9:40:58.684	54.732	46.616	104.0	9:42:40.032
2		2:14.603	40.254	51.036	43.313	190.8	9:44:54.662	2		2:14.089	39.109	51.624	43.356	193.5	9:44:54.121
3		2:11.893	39.363	50.128	42.402	188.8	9:47:06.555	3		2:09.955	38.145	50.143	41.667	200.7	9:47:04.076
4		2:11.993	39.476	50.344	42.173	189.4	9:49:18.548	4		2:08.889	37.905	49.482	41.502	199.6	9:49:12.965
5		2:11.994	39.294	50.159	42.541	189.4	9:51:30.542	5		2:08.955	38.073	49.370	41.512	197.8	9:51:21.920
6		2:10.633	38.806	49.969	41.858	191.8	9:53:41.175	6		2:11.877	38.924	50.186	42.767	198.1	9:53:33.797
7		2:10.910	38.794	49.945	42.171	192.5	9:55:52.085	7		2:09.314	38.135	49.227	41.952	205.7	9:55:43.111
8		2:10.618	38.715	49.898	42.005	191.1	9:58:02.703	8		2:09.286	38.037	49.186	42.063	198.8	9:57:52.397
9		2:10.881	38.703	50.022	42.156	189.4	10:00:13.584	9		2:09.402	38.140	49.623	41.639	201.4	10:00:01.799
10			44.580	1:04.206		186.2		10			46.197	57.664		150.4	

20

Gary Gachnang

28

Eric Pinson

PALM

ST ELOI

Lap	D	Time	Sector 1	Sector 2	Sector 3	T. Spd	Elapsed	Lap	D	Time	Sector 1	Sector 2	Sector 3	T. Spd	Elapsed
1		9:42:55.259	9:41:20.591	51.603	43.065	137.0	9:42:55.259	1		9:42:58.202	9:41:07.633	57.851	52.718	130.2	9:42:58.202
2		2:10.390	38.753	49.419	42.218	193.8	9:45:05.649	2		2:21.322	42.349	53.801	45.172	182.4	9:45:19.524
3		2:09.904	38.119	49.464	42.321	199.6	9:47:15.553	3		2:18.734	41.368	52.863	44.503	183.6	9:47:38.258
4		2:11.100	38.057	50.207	42.836	202.2	9:49:26.653	4		2:17.550	41.015	52.492	44.043	185.2	9:49:55.808
5		2:08.787	38.240	49.006	41.541	194.5	9:51:35.440	5		2:22.038	40.960	52.476	48.602	180.6	9:52:17.846
6		2:12.626	38.760	51.195	42.671	190.8	9:53:48.066	6		2:16.536	40.681	52.058	43.797	183.6	9:54:34.382
7		2:13.804	38.612	53.144	42.048	197.4	9:56:01.870	7		2:22.051	40.532	53.075	48.444	188.8	9:56:56.433
8		2:12.859	39.300	51.317	42.242	199.2	9:58:14.729	8		2:17.266	40.939	52.422	43.905	183.0	9:59:13.699
9		2:07.885	37.756	48.886	41.243	200.3	10:00:22.614	9		2:16.881	40.262	52.612	44.007	184.3	10:01:30.580
10			43.066	59.875		194.5		10			53.333	1:05.779		120.5	

23

Patrick Thome

33

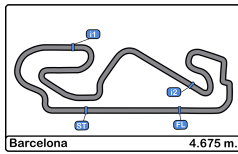
Sebastien Lenoir

CCF

IND

Lap	D	Time	Sector 1	Sector 2	Sector 3	T. Spd	Elapsed	Lap	D	Time	Sector 1	Sector 2	Sector 3	T. Spd	Elapsed
1		9:42:42.390	9:40:59.772	55.302	47.316	131.7	9:42:42.390	1		9:42:51.186	9:41:11.940	53.104	46.142	129.3	9:42:51.186
2		2:11.187	38.627	50.245	42.315	197.8	9:44:53.577	2		2:14.294	40.272	51.143	42.879	187.1	9:45:05.480
3		2:09.600	38.495	49.253	41.852	191.8	9:47:03.177	3		2:15.564	39.284	51.663	44.617	195.2	9:47:21.044
4		2:08.778	38.086	49.179	41.513	195.6	9:49:11.955	4		2:11.979	39.331	50.251	42.397	189.4	9:49:33.023
5		2:08.694	38.460	48.940	41.294	191.1	9:51:20.649	5		2:12.306	39.399	50.706	42.201	188.1	9:51:45.329
6		2:09.581	37.831	49.315	42.435	200.0	9:53:30.230	6		2:12.799	38.837	50.135	43.827	194.2	9:53:58.128
7		2:10.999	40.355	48.836	41.808	162.8	9:55:41.229	7		2:10.784	38.941	49.826	42.017	192.5	9:56:08.912
8		2:08.949	38.397	48.996	41.556	204.9	9:57:50.178	8		2:11.597	38.594	50.037	42.966	192.8	9:58:20.509
9		2:11.102	38.666	49.681	42.755	188.1	10:00:01.280	9		2:11.733	39.351	49.751	42.631	187.8	10:00:32.242
10			45.703	57.417		154.5		10			41.617	1:00.910		172.5	





Circuit de Barcelona
Caterham Cup Roadsport
Qualifying - 2
Lap Analysis



34

Stephane Djiane

54

Mathys Jaubert

CCF

PALM

Lap D	Time	Sector 1	Sector 2	Sector 3	T. Spd	Elapsed	Lap D	Time	Sector 1	Sector 2	Sector 3	T. Spd	Elapsed
1	9:42:43.499	9:41:00.315	55.145	48.039	132.8	9:42:43.499	1	9:42:51.603	9:41:17.862	51.229	42.512	140.4	9:42:51.603
2	2:12.591	39.202	51.186	42.203	191.1	9:44:56.090	2	2:09.787	38.143	49.398	42.246	199.6	9:45:01.390
3	2:10.807	38.733	49.882	42.192	193.8	9:47:06.897	3	2:08.390	38.064	49.256	41.070	195.6	9:47:09.780
4	2:10.895	38.602	49.974	42.319	196.3	9:49:17.792	4	2:08.003	37.759	48.701	41.543	200.3	9:49:17.783
5	2:10.301	38.299	49.790	42.212	197.8	9:51:28.093	5	2:07.936	37.849	49.116	40.971	197.0	9:51:25.719
6	2:11.668	38.469	50.195	43.004	199.6	9:53:39.761	6	2:07.031	37.481	48.429	41.121	202.2	9:53:32.750
7	2:10.712	38.459	49.916	42.337	198.5	9:55:50.473	7	2:28.756	44.166	1:03.099	41.491	209.7	9:56:01.506
8	2:10.213	38.416	49.616	42.181	196.3	9:58:00.686	8	2:12.696	40.605	50.933	41.158	197.0	9:58:14.202
9	2:10.234	38.514	49.809	41.911	195.6	10:00:10.920	9	2:08.039	37.895	48.871	41.273	198.5	10:00:22.241
10	47.003	1:03.722		162.8			10		42.832	1:00.390		179.4	

43

Frederic Maloisel

55

Bertrand Semaille

ROSSELSP

PALM

Lap D	Time	Sector 1	Sector 2	Sector 3	T. Spd	Elapsed	Lap D	Time	Sector 1	Sector 2	Sector 3	T. Spd	Elapsed
1	9:42:48.954	9:41:05.283	56.675	46.996	132.0	9:42:48.954	1	9:42:53.757	9:41:19.077	51.505	43.175	132.1	9:42:53.757
2	2:28.294	41.007	1:02.475	44.812	188.1	9:45:17.248	2	2:10.976	38.773	50.042	42.161	195.6	9:45:04.733
3	2:19.140	41.658	52.684	44.798	182.4	9:47:36.388	3	2:10.591	38.355	49.582	42.654	202.6	9:47:15.324
4	2:20.036	42.203	52.971	44.862	181.2	9:49:56.424	4	2:10.242	38.082	50.074	42.086	200.3	9:49:25.566
5	2:18.703	41.278	52.403	45.022	181.5	9:52:15.127	5	2:10.471	38.652	49.710	42.109	192.8	9:51:36.037
6	2:18.292	41.423	52.570	44.299	182.4	9:54:33.419	6	2:10.522	38.362	50.172	41.988	197.0	9:53:46.559
7	2:17.470	40.775	52.272	44.423	182.7	9:56:50.889	7	2:12.604	40.632	50.253	41.719	172.2	9:55:59.163
8	2:17.697	41.010	52.408	44.279	183.0	9:59:08.586	8	2:09.095	38.367	49.003	41.725	196.7	9:58:08.258
9	2:16.635	40.492	52.600	43.543	185.8	10:01:25.221	9	2:09.653	38.195	49.630	41.828	199.6	10:00:17.911
10	44.801	53.133		154.9			10		45.755	1:01.121		149.5	

45

Guilhem Rouanet

57

Olivier Hudin

IND

IND

Lap D	Time	Sector 1	Sector 2	Sector 3	T. Spd	Elapsed	Lap D	Time	Sector 1	Sector 2	Sector 3	T. Spd	Elapsed
1	9:42:37.713	9:40:50.789	57.174	49.750	135.5	9:42:37.713	1	9:42:46.781	9:41:03.695	56.586	46.500	131.3	9:42:46.781
2	2:12.725	39.742	50.780	42.203	188.4	9:44:50.438	2	2:14.096	39.220	51.798	43.078	189.1	9:45:00.877
3	2:12.418	38.442	51.814	42.162	197.8	9:47:02.856	3	2:16.759	39.559	51.067	46.133	190.1	9:47:17.636
4	2:10.603	38.848	50.063	41.692	189.4	9:49:13.459	4	2:12.150	38.844	50.326	42.980	196.0	9:49:29.786
5	2:09.566	38.678	49.452	41.436	197.8	9:51:23.025	5	2:13.667	39.511	51.145	43.011	195.6	9:51:43.453
6	2:11.107	38.448	50.078	42.581	198.8	9:53:34.132	6	2:11.335	38.904	49.944	42.487	191.8	9:53:54.788
7	2:10.604	39.222	49.848	41.534	202.6	9:55:44.736	7	2:12.140	38.941	50.300	42.899	192.8	9:56:06.928
8	2:10.033	38.590	49.706	41.737	197.0	9:57:54.769	8	2:14.559	39.454	50.669	44.436	187.1	9:58:21.487
9	2:09.041	38.165	49.141	41.735	196.7	10:00:03.810	9	2:13.048	38.656	50.300	44.092	197.0	10:00:34.535
10	50.032	1:01.767		132.0			10		42.047	1:02.023		181.5	

47

Palma Christian Di

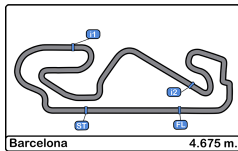
58

Emmanuel Horneit

IND

PALM

Lap D	Time	Sector 1	Sector 2	Sector 3	T. Spd	Elapsed	Lap D	Time	Sector 1	Sector 2	Sector 3	T. Spd	Elapsed
1	9:42:37.043	9:40:47.729	58.592	50.722	127.2	9:42:37.043	1	9:42:51.584	9:41:13.983	51.816	45.785	136.3	9:42:51.584
2	2:14.487	41.729	51.473	41.285	172.2	9:44:51.530	2	2:11.803	38.684	50.801	42.318	198.1	9:45:03.387
3	2:08.674	38.133	49.482	41.059	192.5	9:47:00.204	3	2:11.253	38.638	49.977	42.638	194.2	9:47:14.640
4	2:08.616	37.952	49.257	41.407	194.9	9:49:08.820	4	2:12.537	38.527	50.957	43.053	195.6	9:49:27.177
5	2:08.942	38.033	49.189	41.720	203.7	9:51:17.762	5	2:09.487	38.182	49.781	41.524	192.1	9:51:36.664
6	2:14.336	38.210	50.002	46.124	196.0	9:53:32.098	6	2:09.970	38.163	50.146	41.661	201.4	9:53:46.634
7	2:07.908	37.549	48.928	41.431	205.3	9:55:40.006	7	2:10.312	38.583	50.184	41.545	191.4	9:55:56.946
8	2:11.759	40.148	50.040	41.571	187.8	9:57:51.765	8	2:09.809	38.522	49.711	41.576	192.1	9:58:06.755
9	2:09.820	38.374	49.410	42.036	195.6	10:00:01.585	9	2:09.867	38.586	49.535	41.746	193.5	10:00:16.622
10	48.516	1:00.395		143.6			10		48.927	1:01.225		143.4	



Circuit de Barcelona
Caterham Cup Roadsport
Qualifying - 2
Lap Analysis



63

Louis-Vincent Perrinel

69

Ugo Leboucher

ST ELOI

ST ELOI

Lap D	Time	Sector 1	Sector 2	Sector 3	T. Spd	Elapsed	Lap D	Time	Sector 1	Sector 2	Sector 3	T. Spd	Elapsed
1	9:43:15.793	9:41:31.371	58.059	46.363	127.3	9:43:15.793	1	9:42:29.890	9:40:43.322	53.553	53.015	129.8	9:42:29.890
2	2:18.595	41.324	53.306	43.965	182.4	9:45:34.388	2	2:14.205	39.895	50.256	44.054	179.1	9:44:44.095
3	2:17.232	40.333	52.347	44.552	187.8	9:47:51.620	3	2:10.534	38.557	50.362	41.615	193.2	9:46:54.629
4	2:18.159	40.930	53.042	44.187	189.8	9:50:09.779	4	2:11.955	39.418	51.145	41.392	182.1	9:49:06.584
5	2:18.731	40.998	53.450	44.283	183.0	9:52:28.510	5	2:09.898	38.738	49.808	41.352	193.2	9:51:16.482
6	2:18.650	41.189	53.606	43.855	182.7	9:54:47.160	6	2:14.110	39.203	49.765	45.142	188.8	9:53:30.592
7	2:18.135	40.685	52.553	44.897	183.3	9:57:05.295	7	2:09.631	38.438	49.388	41.805	190.4	9:55:40.223
8	2:16.230	40.485	51.846	43.899	184.3	9:59:21.525	8	2:11.412	38.472	49.871	43.069	190.4	9:57:51.635
9	2:15.675	40.306	51.724	43.645	184.6	10:01:37.200	9	2:13.642	38.685	52.983	41.974	194.5	10:00:05.277
10	49.127	1:07.061			158.5		10		51.113	1:03.988		143.8	

65

Gregory Neveu

72

Yoan Chazal

IND

ST ELOI

Lap D	Time	Sector 1	Sector 2	Sector 3	T. Spd	Elapsed	Lap D	Time	Sector 1	Sector 2	Sector 3	T. Spd	Elapsed
1	9:42:46.657	9:41:02.715	56.546	47.396	137.0	9:42:46.657	1	9:42:31.262	9:40:44.820	53.572	52.870	128.8	9:42:31.262
2	2:14.679	40.641	50.910	43.128	183.3	9:45:01.336	2	2:12.090	39.689	50.048	42.353	184.6	9:44:43.352
3	2:15.588	39.234	51.024	45.330	190.4	9:47:16.924	3	2:12.358	39.649	50.918	41.791	182.7	9:46:55.710
4	2:11.809	38.959	50.420	42.430	195.2	9:49:28.733	4	2:11.743	38.994	50.788	41.961	192.8	9:49:07.453
5	2:16.396	39.145	52.130	45.121	201.8	9:51:45.129	5	2:10.305	38.567	49.749	41.989	193.2	9:51:17.758
6	2:11.851	38.985	49.941	42.925	192.5	9:53:56.980	6	2:13.793	39.272	50.169	44.352	189.4	9:53:31.551
7	2:10.657	38.858	49.547	42.252	191.4	9:56:07.637	7	2:11.427	39.319	50.056	42.052	194.2	9:55:42.978
8	2:13.168	38.521	49.987	44.660	197.8	9:58:20.805	8	2:10.036	38.754	49.611	41.671	194.5	9:57:53.014
9	2:11.134	38.717	49.934	42.483	193.2	10:00:31.939	9	2:10.479	38.478	49.694	42.307	196.3	10:00:03.493
10		43.708	1:02.344		188.1		10		2:51.314	53.149		177.6	

67

Jean Claude Biasse

82

Alexandre Raymond

ST ELOI

CCF

Lap D	Time	Sector 1	Sector 2	Sector 3	T. Spd	Elapsed	Lap D	Time	Sector 1	Sector 2	Sector 3	T. Spd	Elapsed
1	9:43:26.622	9:41:34.811	1:00.625	51.186	123.4	9:43:26.622	1	9:42:44.473	9:41:01.514	54.453	48.506	136.5	9:42:44.473
2	2:35.842	45.777	59.525	50.540	172.8	9:46:02.464	2	2:12.085	39.096	50.648	42.341	189.4	9:44:56.558
3	2:34.936	46.106	58.989	49.841	173.6	9:48:37.400	3	2:13.293	39.413	51.588	42.292	188.4	9:47:09.851
4	2:37.303	46.680	59.981	50.642	171.9	9:51:14.703	4	2:09.475	38.153	49.122	42.200	200.7	9:49:19.326
5	2:46.901	51.905	1:01.860	53.136	173.0	9:54:01.604	5	2:10.164	38.527	49.639	41.998	198.5	9:51:29.490
6	2:32.201	44.757	58.119	49.325	178.5	9:56:33.805	6	2:10.581	38.497	49.355	42.729	193.5	9:53:40.071
7	2:30.692	44.262	57.599	48.831	175.0	9:59:04.497	7	2:08.931	38.219	49.421	41.291	203.7	9:55:49.002
8	2:28.975	45.686	56.714	46.575	173.6	10:01:33.472	8	2:10.179	38.064	50.003	42.112	194.2	9:57:59.181
9		51.635	1:05.964		123.7		9	2:09.607	38.474	49.353	41.780	192.1	10:00:08.788
							10		48.147	1:04.001		172.2	

68

Pigeon - Vankemmel

83

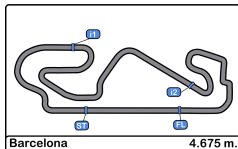
Baudouin Bauge

ST ELOI

ST ELOI

Lap D	Time	Sector 1	Sector 2	Sector 3	T. Spd	Elapsed	Lap D	Time	Sector 1	Sector 2	Sector 3	T. Spd	Elapsed
1	9:42:45.323	9:41:00.723	56.090	48.510	134.1	9:42:45.323	1	9:42:35.515	9:40:48.365	56.885	50.265	135.0	9:42:35.515
2	2:17.911	40.012	53.089	44.810	187.5	9:45:03.234	2	2:11.354	39.814	50.036	41.504	182.4	9:44:46.869
3	2:17.758	40.440	52.236	45.082	194.9	9:47:20.992	3	2:08.987	39.008	49.027	40.952	188.1	9:46:55.856
4	2:14.827	40.394	51.498	42.935	187.1	9:49:35.819	4	2:09.755	38.340	49.985	41.430	194.5	9:49:05.611
5	2:14.156	39.483	51.121	43.552	189.8	9:51:49.975	5	2:12.939	40.608	50.334	41.997	176.7	9:51:18.550
6	2:14.737	39.515	51.904	43.318	192.5	9:54:04.712	6	2:14.975	39.331	49.630	46.014	197.4	9:53:33.525
7	2:15.734	40.681	51.708	43.345	187.5	9:56:20.446	7	2:15.991	41.100	53.295	41.596	197.4	9:55:49.516
8	2:15.946	40.020	52.989	42.907	187.1	9:58:36.362	8	2:07.672	37.584	49.166	40.922	200.0	9:57:57.188
9	2:29.285	39.738	52.391	57.156	187.5	10:01:05.647	9	2:08.999	38.124	48.658	42.217	197.4	10:00:06.187
10		44.413	55.302		154.2		10		48.945	1:02.958		150.4	





Circuit de Barcelona
Caterham Cup Roadsport
Qualifying - 2
Lap Analysis



88

Harold Huot

ROSSELSP

Lap	D	Time	Sector 1	Sector 2	Sector 3	T. Spd	Elapsed
1		9:42:52.213	9:41:17.569	51.889	42.755	139.3	9:42:52.213
2		2:10.965	38.230	50.169	42.566	199.6	9:45:03.178
3		2:09.905	38.012	49.816	42.077	195.2	9:47:13.083
4		2:08.328	38.182	49.015	41.131	193.2	9:49:21.411
5		2:08.426	38.139	48.632	41.655	195.2	9:51:29.837
6		2:09.428	37.509	49.531	42.388	201.4	9:53:39.265
7		2:08.515	38.290	49.047	41.178	191.8	9:55:47.780
8		2:08.433	38.196	48.829	41.408	193.2	9:57:56.213
9		2:08.170	37.923	48.844	41.403	196.7	10:00:04.383
10			48.490	1:02.191		144.5	

98

Thomas Carasco

IND

Lap	D	Time	Sector 1	Sector 2	Sector 3	T. Spd	Elapsed
1		9:42:53.651	9:41:15.160	54.203	44.288	130.5	9:42:53.651
2		2:12.770	39.472	50.345	42.953	193.2	9:45:06.421
3		2:12.242	38.434	51.034	42.774	196.7	9:47:18.663
4		2:10.341	38.162	50.275	41.904	198.8	9:49:29.004
5		2:12.991	39.280	51.254	42.457	207.2	9:51:41.995
6		2:11.486	39.089	49.942	42.455	188.8	9:53:53.481
7		2:09.998	38.846	49.880	41.272	188.8	9:56:03.479
8		2:09.315	37.953	49.671	41.691	203.3	9:58:12.794
9		2:09.455	38.100	49.599	41.756	198.5	10:00:22.249
10			45.101	1:00.485		147.7	

99

Benoit Loffron

ST ELOI

Lap	D	Time	Sector 1	Sector 2	Sector 3	T. Spd	Elapsed
1		9:42:38.852	9:40:53.224	55.790	49.838	132.3	9:42:38.852
2		2:20.021	41.617	53.549	44.855	184.3	9:44:58.873
3		2:19.475	40.109	51.964	47.402	190.4	9:47:18.348
4		2:15.957	40.414	51.774	43.769	193.2	9:49:34.305
5		2:14.798	39.981	51.602	43.215	187.5	9:51:49.103
6		2:15.817	40.201	52.285	43.331	184.6	9:54:04.920
7		2:15.202	40.205	51.551	43.446	190.4	9:56:20.122
8		2:15.807	40.432	52.329	43.046	181.5	9:58:35.929
9		2:15.309	40.192	51.643	43.474	181.2	10:00:51.238
10			43.186	55.717		178.5	

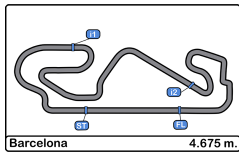
599

Frederic Domange

ST ELOI

Lap	D	Time	Sector 1	Sector 2	Sector 3	T. Spd	Elapsed
1		9:42:37.397	9:40:50.196	57.008	50.193	128.5	9:42:37.397
2		2:12.588	39.782	50.752	42.054	187.8	9:44:49.985
3		2:14.006	39.698	50.703	43.605	188.4	9:47:03.991
4		2:11.759	38.756	50.961	42.042	198.8	9:49:15.750
5		2:11.467	39.119	50.419	41.929	192.1	9:51:27.217
6		2:13.255	39.083	50.505	43.667	190.1	9:53:40.472
7		2:10.622	38.397	50.173	42.052	201.1	9:55:51.094
8		2:10.629	38.482	50.036	42.111	197.4	9:58:01.723
9		2:11.437	38.666	50.158	42.613	194.2	10:00:13.160
10			45.484	1:04.132		172.5	

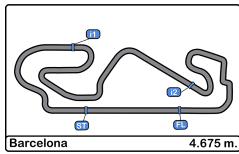




Circuit de Barcelona
Caterham Cup Roadsport
Qualifying - 2
Best Sectors Results



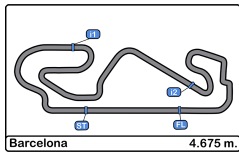
Sector - 1				Sector - 2				Sector - 3				Ideal Lap vs Best Lap			
Clas	Nº	Driver	Time	Nº	Driver	Time	Nº	Driver	Time	Clas	Nº	Driver	Ideal Lap	Best Lap	Clas
1	54	Mathys Jaubert	37.481	54	Mathys Jaubert	48.429	83	Baudouin Bauge	40.922	1	54	Mathys Jaubert	2:06.881	2:07.031	1
2	88	Harold Huot	37.509	88	Harold Huot	48.632	54	Mathys Jaubert	40.971	2	83	Baudouin Bauge	2:07.164	2:07.672	2
3	47	Palma Christian Di	37.549	83	Baudouin Bauge	48.658	1	Florian Bidaud	41.036	3	88	Harold Huot	2:07.272	2:08.170	6
4	83	Baudouin Bauge	37.584	1	Florian Bidaud	48.796	47	Palma Christian Di	41.059	4	1	Florian Bidaud	2:07.527	2:08.021	5
5	1	Florian Bidaud	37.695	23	Patrick Thome	48.836	88	Harold Huot	41.131	5	47	Palma Christian Di	2:07.536	2:07.908	4
6	20	Gary Gachnang	37.756	3	Pierre-Emmanuel Dallois	48.878	9	Tristan Clay	41.153	6	20	Gary Gachnang	2:07.885	2:07.885	3
7	3	Pierre-Emmanuel Dallois	37.787	20	Gary Gachnang	48.886	2	Jean-Michel Dallois	41.187	7	23	Patrick Thome	2:07.961	2:08.694	10
8	23	Patrick Thome	37.831	47	Palma Christian Di	48.928	20	Gary Gachnang	41.243	8	2	Jean-Michel Dallois	2:08.161	2:08.353	7
9	2	Jean-Michel Dallois	37.841	55	Bertrand Semaille	49.003	98	Thomas Carasco	41.272	9	3	Pierre-Emmanuel Dallois	2:08.175	2:08.468	8
10	26	Stephan Laganier	37.905	82	Alexandre Raymond	49.122	82	Alexandre Raymond	41.291	10	9	Tristan Clay	2:08.200	2:08.678	9
11	9	Tristan Clay	37.909	2	Jean-Michel Dallois	49.133	23	Patrick Thome	41.294	11	82	Alexandre Raymond	2:08.477	2:08.931	12
12	98	Thomas Carasco	37.953	9	Tristan Clay	49.138	69	Ugo Leboucher	41.352	12	26	Stephan Laganier	2:08.593	2:08.889	11
13	82	Alexandre Raymond	38.064	45	Guilhem Rouanet	49.141	45	Guilhem Rouanet	41.436	13	45	Guilhem Rouanet	2:08.742	2:09.041	13
14	55	Bertrand Semaille	38.082	25	Thomas Monjalet	49.180	26	Stephan Laganier	41.502	14	55	Bertrand Semaille	2:08.804	2:09.095	14
15	8	Xavier Bodard	38.140	26	Stephan Laganier	49.186	3	Pierre-Emmanuel Dallois	41.510	15	98	Thomas Carasco	2:08.824	2:09.315	16
16	58	Emmanuel Horneit	38.163	12	Guillaume Dallois	49.334	25	Thomas Monjalet	41.522	16	69	Ugo Leboucher	2:09.178	2:09.631	18
17	45	Guilhem Rouanet	38.165	69	Ugo Leboucher	49.388	58	Emmanuel Horneit	41.524	17	58	Emmanuel Horneit	2:09.222	2:09.487	17
18	12	Guillaume Dallois	38.222	58	Emmanuel Horneit	49.535	8	Xavier Bodard	41.617	18	25	Thomas Monjalet	2:09.244	2:09.869	20
19	34	Stephane Djiane	38.299	65	Gregory Neveu	49.547	72	Yoan Chazal	41.671	19	12	Guillaume Dallois	2:09.248	2:09.288	15
20	59	Frederic Domange	38.397	98	Thomas Carasco	49.599	12	Guillaume Dallois	41.692	20	8	Xavier Bodard	2:09.494	2:09.696	19
21	69	Ugo Leboucher	38.438	72	Yoan Chazal	49.611	55	Bertrand Semaille	41.719	21	72	Yoan Chazal	2:09.760	2:10.036	21
22	72	Yoan Chazal	38.478	34	Stephane Djiane	49.616	17	Arnaud Trotin	41.858	22	34	Stephane Djiane	2:09.826	2:10.213	22
23	65	Gregory Neveu	38.521	8	Xavier Bodard	49.737	34	Stephane Djiane	41.911	23	65	Gregory Neveu	2:10.320	2:10.657	25
24	25	Thomas Monjalet	38.542	33	Sebastien Lenoir	49.751	599	Frederic Domange	41.929	24	599	Frederic Domange	2:10.362	2:10.622	24
25	33	Sebastien Lenoir	38.594	17	Arnaud Trotin	49.898	33	Sebastien Lenoir	42.017	25	33	Sebastien Lenoir	2:10.362	2:10.784	26
26	57	Olivier Hudin	38.656	57	Olivier Hudin	49.944	65	Gregory Neveu	42.252	26	17	Arnaud Trotin	2:10.459	2:10.618	23
27	17	Arnaud Trotin	38.703	599	Frederic Domange	50.036	57	Olivier Hudin	42.487	27	57	Olivier Hudin	2:11.087	2:11.335	27
28	68	Pigeon - Vankemmel	39.483	68	Pigeon - Vankemmel	51.121	68	Pigeon - Vankemmel	42.907	28	68	Pigeon - Vankemmel	2:13.511	2:14.156	28
29	99	Benoit Loffron	39.981	99	Benoit Loffron	51.551	99	Benoit Loffron	43.046	29	99	Benoit Loffron	2:14.578	2:14.798	29
30	28	Eric Pinson	40.262	63	Louis-Vincent Perrinel	51.724	16	Stephane Brun	43.256	30	63	Louis-Vincent Perrinel	2:15.675	2:15.675	30
31	63	Louis-Vincent Perrinel	40.306	16	Stephane Brun	51.741	43	Frederic Maloisel	43.543	31	28	Eric Pinson	2:16.117	2:16.536	32
32	10	Zuccarelli - Zuccarelli	40.468	28	Eric Pinson	52.058	63	Louis-Vincent Perrinel	43.645	32	16	Stephane Brun	2:16.132	2:16.132	31
33	4	Evelyne Buathier	40.484	4	Evelyne Buathier	52.182	28	Eric Pinson	43.797	33	43	Frederic Maloisel	2:16.307	2:16.635	33
34	43	Frederic Maloisel	40.492	43	Frederic Maloisel	52.272	10	Zuccarelli - Zuccarelli	44.044	34	4	Evelyne Buathier	2:16.825	2:17.248	35
35	16	Stephane Brun	41.135	10	Zuccarelli - Zuccarelli	52.427	4	Evelyne Buathier	44.159	35	10	Zuccarelli - Zuccarelli	2:16.939	2:16.990	34
36	67	Jean Claude Biasse	44.262	67	Jean Claude Biasse	56.714	67	Jean Claude Biasse	46.575	36	67	Jean Claude Biasse	2:27.551	2:28.975	36



Circuit de Barcelona
Caterham Cup Roadsport
Qualifying - 2
Best 5 Lap Times



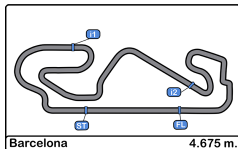
Cls	N°	Driver	Nat	Team	Nat	Vehicle	Cat	Cls	Best 1		Best 2		Best 3		Best 4		Best 5	
									Time	Lap	Time	Lap	Time	Lap	Time	Lap	Time	Lap
1	54	Mathys Jaubert	FRA	PALM	FRA				2:07.031	6	2:07.936	5	2:08.003	4	2:08.039	9	2:08.390	3
2	83	Baudouin Bauge	FRA	ST ELOI	FRA				2:07.672	8	2:08.987	3	2:08.999	9	2:09.755	4	2:11.354	2
3	20	Gary Gachnang	FRA	PALM	FRA				2:07.885	9	2:08.787	5	2:09.904	3	2:10.390	2	2:11.100	4
4	47	Palma Christian Di	FRA	IND	FRA				2:07.908	7	2:08.616	4	2:08.674	3	2:08.942	5	2:09.820	9
5	1	Florian Bidaud	FRA	ROSSELSP	FRA				2:08.021	4	2:08.513	6	2:08.595	9	2:08.616	5	2:08.679	3
6	88	Harold Huot	FRA	ROSSELSP	FRA				2:08.170	9	2:08.328	4	2:08.426	5	2:08.433	8	2:08.515	7
7	2	Jean-Michel Dallois	FRA	IND	FRA				2:08.353	8	2:08.631	5	2:08.860	9	2:08.904	4	2:09.805	2
8	3	Pierre-Emmanuel Dallois	FRA	IND	FRA				2:08.468	5	2:08.633	4	2:09.005	8	2:09.620	3	2:09.741	6
9	9	Tristan Clay	FRA	CCF	FRA				2:08.678	5	2:08.984	8	2:08.999	7	2:09.328	4	2:09.785	3
10	23	Patrick Thome	FRA	CCF	FRA				2:08.694	5	2:08.778	4	2:08.949	8	2:09.581	6	2:09.600	3
11	26	Stephan Laganier	FRA	CCF	FRA				2:08.889	4	2:08.955	5	2:09.286	8	2:09.314	7	2:09.402	9
12	82	Alexandre Raymond	FRA	CCF	FRA				2:08.931	7	2:09.475	4	2:10.164	5	2:10.581	6	2:12.085	2
13	45	Guilhem Rouanet	FRA	IND	FRA				2:09.041	9	2:09.566	5	2:10.033	8	2:10.603	4	2:10.604	7
14	55	Bertrand Semaille	FRA	PALM	FRA				2:09.095	8	2:09.653	9	2:10.242	4	2:10.471	5	2:10.522	6
15	12	Guillaume Dallois	FRA	IND	FRA				2:09.288	6	2:09.665	5	2:09.681	8	2:09.855	9	2:10.372	7
16	98	Thomas Carasco	FRA	IND	FRA				2:09.315	8	2:09.455	9	2:10.341	4	2:11.486	6	2:12.242	3
17	58	Emmanuel Horneit	FRA	PALM	FRA				2:09.487	5	2:09.809	8	2:09.867	9	2:09.970	6	2:10.312	7
18	69	Ugo Leboucher	FRA	ST ELOI	FRA				2:09.631	7	2:09.898	5	2:10.534	3	2:11.412	8	2:11.955	4
19	8	Xavier Bodard	FRA	ST ELOI	FRA				2:09.696	9	2:09.764	8	2:11.251	3	2:11.864	6	2:11.946	2
20	25	Thomas Monjalet	FRA	IND	FRA				2:09.869	3	2:09.907	4	2:10.058	9	2:10.443	5	2:10.506	8
21	72	Yoan Chazal	FRA	ST ELOI	FRA				2:10.036	8	2:10.305	5	2:10.479	9	2:11.427	7	2:11.743	4
22	34	Stephane Djiane	FRA	CCF	FRA				2:10.213	8	2:10.234	9	2:10.301	5	2:10.712	7	2:10.807	3
23	17	Arnaud Trotin	FRA	ROSSELSP	FRA				2:10.618	8	2:10.633	6	2:10.881	9	2:10.910	7	2:11.893	3
24	599	Frederic Domange	FRA	ST ELOI	FRA				2:10.622	7	2:10.629	8	2:11.437	9	2:11.467	5	2:11.759	4
25	65	Gregory Neveu	FRA	IND	FRA				2:10.657	7	2:11.134	9	2:11.809	4	2:11.851	6	2:13.168	8
26	33	Sebastien Lenoir	FRA	IND	FRA				2:10.784	7	2:11.597	8	2:11.733	9	2:11.979	4	2:12.306	5
27	57	Olivier Hudin	FRA	IND	FRA				2:11.335	6	2:12.140	7	2:12.150	4	2:13.048	9	2:13.667	5
28	68	Pigeon - Vankemmel	FRA	ST ELOI	FRA				2:14.156	5	2:14.737	6	2:14.827	4	2:15.734	7	2:17.758	3
29	99	Benoit Loffron	FRA	ST ELOI	FRA				2:14.798	5	2:15.202	7	2:15.309	9	2:15.807	8	2:15.817	6
30	63	Louis-Vincent Perrinel	FRA	ST ELOI	FRA				2:15.675	9	2:16.230	8	2:17.232	3	2:18.135	7	2:18.159	4
31	16	Stephane Brun	FRA	ROSSELSP	FRA				2:16.132	9	2:16.413	8	2:17.423	7	2:17.609	5	2:17.897	4
32	28	Eric Pinson	FRA	ST ELOI	FRA				2:16.536	6	2:16.881	9	2:17.266	8	2:17.550	4	2:18.734	3
33	43	Frederic Maloisel	FRA	ROSSELSP	FRA				2:16.635	9	2:17.470	7	2:17.697	8	2:18.292	6	2:18.703	5
34	10	Zuccarelli - Zuccarelli	FRA	CCF	FRA				2:16.990	5	2:20.138	3	2:21.286	4	2:24.609	2	4:34.628	6
35	4	Evelyne Buathier	FRA	ROSSELSP	FRA				2:17.248	7	2:17.419	6	2:17.470	8	2:18.092	3	2:18.456	9
36	67	Jean Claude Biasse	FRA	ST ELOI	FRA				2:28.975	8	2:30.692	7	2:32.201	6	2:34.936	3	2:35.842	2



Circuit de Barcelona
Caterham Cup Roadsport
Qualifying - 2
Best 5 Top Speeds



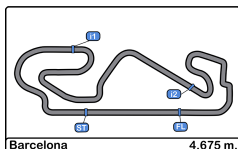
Cls	N°	Driver	Nat	Team	Nat	Vehicle	Cat	Cls	Top 1		Top 2		Top 3		Top 4		Top 5		Avg
									Km/h	Lap	Km/h	Lap	Km/h	Lap	Km/h	Lap	Km/h	Lap	
1	54	Mathys Jaubert	FRA	PALM	FRA				209.7	7	202.2	6	200.3	4	199.6	2	198.5	9	202.0
2	2	Jean-Michel Dallois	FRA	IND	FRA				209.3	7	200.7	9	199.2	4	198.8	3	197.0	8	201.0
3	98	Thomas Carasco	FRA	IND	FRA				207.2	5	203.3	8	198.8	4	198.5	9	196.7	3	200.9
4	9	Tristan Clay	FRA	CCF	FRA				206.8	8	205.7	5	203.3	4	201.8	7	198.8	6	203.3
5	26	Stephan Laganier	FRA	CCF	FRA				205.7	7	201.4	9	200.7	3	199.6	4	198.8	8	201.2
6	47	Palma Christian Di	FRA	IND	FRA				205.3	7	203.7	5	196.0	6	195.6	9	194.9	4	199.1
7	23	Patrick Thome	FRA	CCF	FRA				204.9	8	200.0	6	197.8	2	195.6	4	191.8	3	198.0
8	82	Alexandre Raymond	FRA	CCF	FRA				203.7	7	200.7	4	198.5	5	194.2	8	193.5	6	198.1
9	45	Guilhem Rouanet	FRA	IND	FRA				202.6	7	198.8	6	197.8	3	197.8	5	197.0	8	198.8
10	55	Bertrand Semaille	FRA	PALM	FRA				202.6	3	200.3	4	199.6	9	197.0	6	196.7	8	199.2
11	20	Gary Gachnang	FRA	PALM	FRA				202.2	4	200.3	9	199.6	3	199.2	8	197.4	7	199.7
12	25	Thomas Monjalet	FRA	IND	FRA				201.8	6	200.7	5	195.6	8	194.2	9	189.8	4	196.4
13	65	Gregory Neveu	FRA	IND	FRA				201.8	5	197.8	8	195.2	4	193.2	9	192.5	6	196.1
14	1	Florian Bidaud	FRA	ROSSELSP	FRA				201.4	7	201.1	9	200.3	8	199.2	3	198.1	4	200.0
15	58	Emmanuel Horneit	FRA	PALM	FRA				201.4	6	198.1	2	195.6	4	194.2	3	193.5	9	196.6
16	88	Harold Huot	FRA	ROSSELSP	FRA				201.4	6	199.6	2	196.7	9	195.2	3	195.2	5	197.6
17	3	Pierre-Emmanuel Dallois	FRA	IND	FRA				201.1	7	199.6	2	198.8	6	197.8	4	197.8	8	199.0
18	599	Frederic Domange	FRA	ST ELOI	FRA				201.1	7	198.8	4	197.4	8	194.2	9	192.1	5	196.7
19	83	Baudouin Bauge	FRA	ST ELOI	FRA				200.0	8	197.4	6	197.4	7	197.4	9	194.5	4	197.3
20	34	Stephane Djiane	FRA	CCF	FRA				199.6	6	198.5	7	197.8	5	196.3	4	196.3	8	197.7
21	8	Xavier Bodard	FRA	ST ELOI	FRA				197.8	9	197.4	5	197.4	7	194.5	8	194.2	6	196.3
22	12	Guillaume Dallois	FRA	IND	FRA				197.8	9	196.0	7	195.6	3	195.6	8	193.5	5	195.7
23	57	Olivier Hudin	FRA	IND	FRA				197.0	9	196.0	4	195.6	5	192.8	7	191.8	6	194.6
24	72	Yoan Chazal	FRA	ST ELOI	FRA				196.3	9	194.5	8	194.2	7	194.2	10	193.2	5	194.5
25	33	Sebastien Lenoir	FRA	IND	FRA				195.2	3	194.2	6	192.8	8	192.5	7	189.4	4	192.8
26	68	Pigeon - Vankemmel	FRA	ST ELOI	FRA				194.9	3	192.5	6	189.8	5	187.5	2	187.5	7	190.4
27	69	Ugo Leboucher	FRA	ST ELOI	FRA				194.5	9	193.2	3	193.2	5	190.4	7	190.4	8	192.3
28	99	Benoit Loffron	FRA	ST ELOI	FRA				193.2	4	190.4	3	190.4	7	187.5	5	184.6	6	189.2
29	17	Arnaud Trotin	FRA	ROSSELSP	FRA				192.5	7	191.8	6	191.1	8	190.8	2	189.4	4	191.1
30	16	Stephane Brun	FRA	ROSSELSP	FRA				190.8	10	184.6	6	183.9	9	183.0	7	182.4	5	184.9
31	10	Zuccarelli - Zuccarelli	FRA	CCF	FRA				189.8	5	185.2	6	180.9	8	179.4	4	177.9	2	182.6
32	63	Louis-Vincent Perrinel	FRA	ST ELOI	FRA				189.8	4	187.8	3	184.6	9	184.3	8	183.3	7	185.9
33	4	Evelyne Buathier	FRA	ROSSELSP	FRA				189.4	8	189.1	5	188.4	9	187.1	7	186.8	3	188.2
34	28	Eric Pinson	FRA	ST ELOI	FRA				188.8	7	185.2	4	184.3	9	183.6	3	183.6	6	185.1
35	43	Frederic Maloisel	FRA	ROSSELSP	FRA				188.1	2	185.8	9	183.0	8	182.7	7	182.4	3	184.4
36	67	Jean Claude Biasse	FRA	ST ELOI	FRA				178.5	6	175.0	7	173.6	3	173.6	8	173.0	5	174.7



Circuit de Barcelona
Caterham Cup Roadsport
Qualifying - 2
Fastest Laps Sequence



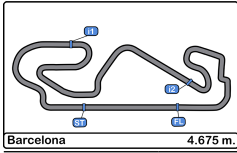
Lap	Time of Day	Session Time	N°	Driver	Nat	Team	Nat	Vehicle	Cat	Time	Km/h
2	9:44:43.352	4:43.352	72	Yoan Chazal		ST ELOI				2:12.090	127.4
2	9:44:43.809	4:43.809	8	Xavier Bodard		ST ELOI				2:11.946	127.5
2	9:44:46.869	4:46.869	83	Baudouin Bauge		ST ELOI				2:11.354	128.1
2	9:44:53.577	4:53.577	23	Patrick Thome		CCF				2:11.187	128.2
2	9:44:56.808	4:56.808	2	Jean-Michel Dallois		IND				2:09.805	129.6
2	9:45:01.390	5:01.390	54	Mathys Jaubert		PALM				2:09.787	129.6
3	9:46:55.856	6:55.856	83	Baudouin Bauge		ST ELOI				2:08.987	130.4
3	9:47:00.204	7:00.204	47	Palma Christian Di		IND				2:08.674	130.7
3	9:47:09.780	7:09.780	54	Mathys Jaubert		PALM				2:08.390	131.0
4	9:49:17.783	9:17.783	54	Mathys Jaubert		PALM				2:08.003	131.4
5	9:51:25.719	11:25.719	54	Mathys Jaubert		PALM				2:07.936	131.5
6	9:53:32.750	13:32.750	54	Mathys Jaubert		PALM				2:07.031	132.4



Circuit de Barcelona
Caterham Cup Roadsport
Qualifying - 2
Event Best Maximum Speed



Nº	Driver	Nat	Team	Nat	Vehicle	Cat	Clas	Km/h	Session
54	Mathys Jaubert		PALM					209.7	Qualifying - 2
2	Jean-Michel Dallois		IND					209.3	Qualifying - 2
6	Vincent Beltoise		CCF					207.6	Qualifying - 1
98	Thomas Carasco		IND					207.2	Qualifying - 2
9	Tristan Clay		CCF					206.8	Qualifying - 2
26	Stephan Laganier		CCF					205.7	Qualifying - 1
23	Patrick Thome		CCF					205.7	Qualifying - 1
3	Pierre-Emmanuel Dallois		IND					205.7	Race - 1
34	Stephane Djiane		CCF					205.7	Race - 1
55	Bertrand Semaille		PALM					205.7	Race - 1
58	Emmanuel Horneit		PALM					205.3	Qualifying - 1
47	Palma Christian Di		IND					205.3	Qualifying - 2
1	Florian Bidaud		ROSSELS					204.5	Race - 1
88	Harold Huot		ROSSELS					204.1	Race - 1
82	Alexandre Raymond		CCF					203.7	Qualifying - 2
83	Baudouin Bauge		ST ELOI					203.3	Free Practice
20	Gary Gachnang		PALM					203.3	Race - 1
25	Thomas Monjalet		IND					203.0	Qualifying - 1
69	Ugo Leboucher		ST ELOI					203.0	Qualifying - 1
8	Xavier Bodard		ST ELOI					202.6	Race - 1
45	Guilhem Rouanet		IND					202.6	Qualifying - 2
65	Gregory Neveu		IND					201.8	Qualifying - 2
599	Frederic Domange		ST ELOI					201.1	Qualifying - 2
33	Sebastien Lenoir		IND					199.6	Race - 1
12	Guillaume Dallois		IND					199.2	Race - 1
72	Yoan Chazal		ST ELOI					199.2	Race - 1
57	Olivier Hudin		IND					197.8	Race - 1
10	Zuccarelli - Zuccarelli		CCF					197.4	Race - 1
99	Benoit Loffron		ST ELOI					196.0	Race - 1
43	Frederic Maloisel		ROSSELS					195.6	Free Practice
68	Pigeon - Vankemmel		ST ELOI					194.9	Qualifying - 2
17	Arnaud Trotin		ROSSELS					194.2	Race - 1
63	Louis-Vincent Perrinel		ST ELOI					192.8	Race - 1
16	Stephane Brun		ROSSELS					190.8	Qualifying - 2
4	Evelyne Buathier		ROSSELS					189.4	Qualifying - 2
28	Eric Pinson		ST ELOI					188.8	Qualifying - 2
67	Jean Claude Biasse		ST ELOI					183.9	Free Practice



Circuit de Barcelona
 Caterham Cup Roadsport
 Qualifying - 2
 Pit Stop Analysis



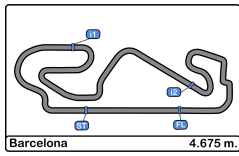
10

Zuccarelli - Zuccarelli

CCF

N°	In Day Time	In Time	Out Time	Pit Time	T. Pit Time	Handicap	Penalty
1	9:55:49.958	9:55:49.958	9:59:26.621	3:36.663	3:36.663		

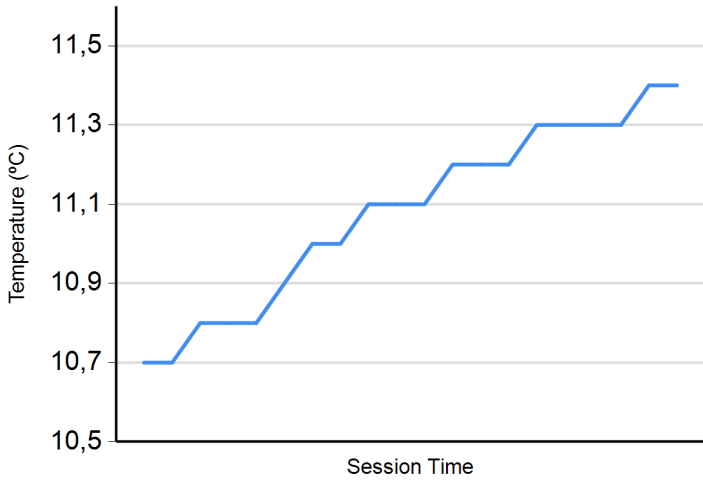




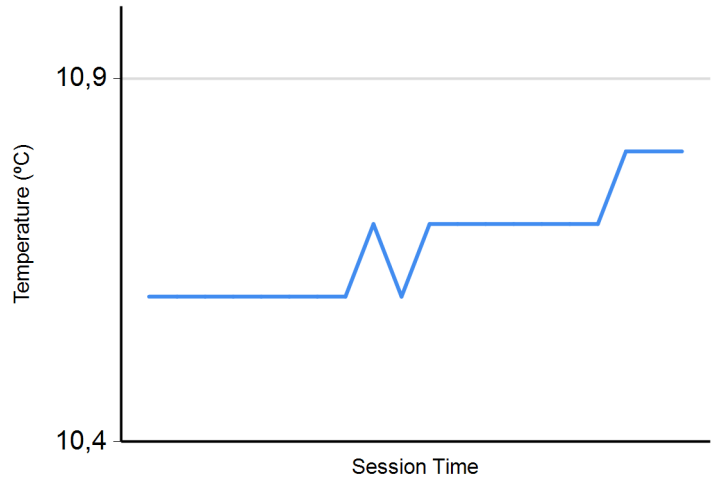
Circuit de Barcelona
Caterham Cup Roadsport
Qualifying - 2
Weather Report



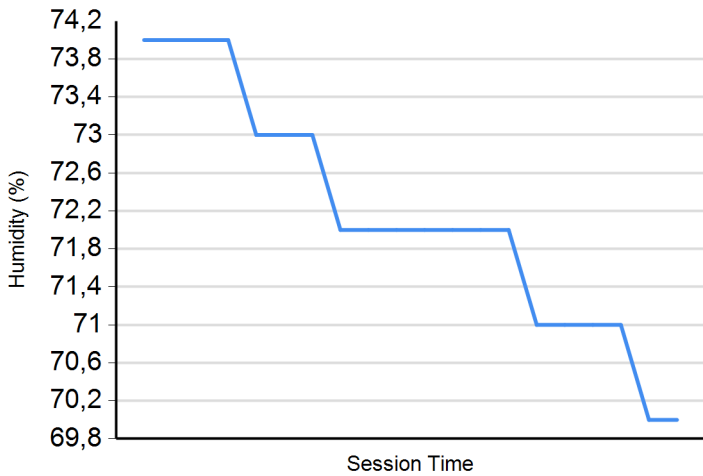
Air Temperature



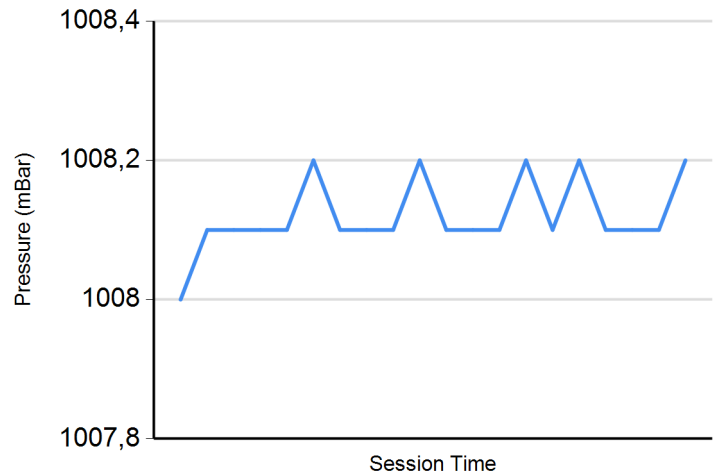
Track Temperature



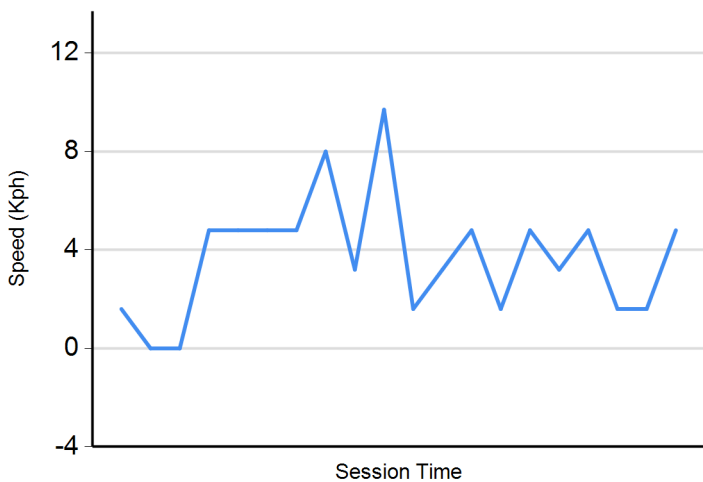
Humidity



Pressure



Wind Speed



Wind direction

North = 0°/360° Est = 90° South = 180° West = 270°

