



Autodromo Nazionale Monza
Caterham Cup 420R
Free Practice - 1
Provisional Results



Clas	Nº	Driver	Nat	Team	Nat	Vehicle	Cat	Clas	Laps	Best	Time	Gap	Interval	Km/h
1	20	Franck Chahinian	FRA	CCF	FRA	CATERHAM 420 R	A	1	14	11	2:06.138			165.3
2	1	Mathys Jaubert	FRA	PALM	FRA	CATERHAM 420 R	A	2	15	13	2:06.138	0.000	0.000	165.3
3	9	Henri Bizet	FRA	PALM	FRA	CATERHAM 420 R	A	3	15	11	2:06.749	0.611	0.611	164.5
4	24	Bruno Noregral	FRA	PALM	FRA	CATERHAM 420 R	A	4	15	6	2:06.947	0.809	0.198	164.2
5	18	Jean-Michel Dallois	FRA	IND	FRA	CATERHAM 420 R	A	5	15	13	2:07.053	0.915	0.106	164.1
6	59	Tristan Clay	FRA	CCF	FRA	CATERHAM 420 R	A	6	15	6	2:07.113	0.975	0.060	164.0
7	19	Jeremy Azar	FRA	ROSSELSP	FRA	CATERHAM 420 R	A	7	14	11	2:07.185	1.047	0.072	163.9
8	46	Olivier Forzano	FRA	PALM	FRA	CATERHAM 420 R	A	8	15	12	2:07.208	1.070	0.023	163.9
9	30	Gary Gachnang	FRA	PALM	FRA	CATERHAM 420 R	A	9	15	13	2:07.254	1.116	0.046	163.8
10	52	David Leguem	FRA	ST ELOI	FRA	CATERHAM 420 R	A	10	14	11	2:07.304	1.166	0.050	163.8
11	35	Bastien Gassin	FRA	ST ELOI	FRA	CATERHAM 420 R	A	11	14	9	2:07.319	1.181	0.015	163.7
12	12	Arnaud Griffon	FRA	CCF	FRA	CATERHAM 420 R	A	12	15	6	2:07.337	1.199	0.018	163.7
13	44	Alain Girardot	FRA	CCF	FRA	CATERHAM 420 R	B	1	15	10	2:07.390	1.252	0.053	163.7
14	60	Francis Chatelain	FRA	PALM	FRA	CATERHAM 420 R	B	2	15	10	2:07.596	1.458	0.206	163.4
15	80	Sebastien Montagne	FRA	ST ELOI	FRA	CATERHAM 420 R	A	13	15	14	2:07.631	1.493	0.035	163.3
16	86	Ugo Leboucher	FRA	ST ELOI	FRA	CATERHAM 420 R	A	14	15	14	2:07.811	1.673	0.180	163.1
17	23	Pascal Wehrlen	FRA	PALM	FRA	CATERHAM 420 R	B	3	15	6	2:07.885	1.747	0.074	163.0
18	16	Harold Huot	FRA	ROSSELSP	FRA	CATERHAM 420 R	A	15	14	11	2:07.944	1.806	0.059	162.9
19	7	Henri Charpentier	FRA	CCF	FRA	CATERHAM 420 R	A	16	15	13	2:08.127	1.989	0.183	162.7
20	98	Olivier Guerin	FRA	CCF	FRA	CATERHAM 420 R	A	17	15	12	2:08.191	2.053	0.064	162.6
21	81	François-Xavier Fleury	FRA	ST ELOI	FRA	CATERHAM 420 R	A	18	14	9	2:08.208	2.070	0.017	162.6
22	69	Philippe Quetaud	FRA	CCF	FRA	CATERHAM 420 R	A	19	14	11	2:08.217	2.079	0.009	162.6
23	29	Eric Moussier	FRA	CCF	FRA	CATERHAM 420 R	A	20	14	13	2:08.296	2.158	0.079	162.5
24	40	Franck Labescat	FRA	CCF	FRA	CATERHAM 420 R	A	21	15	14	2:08.438	2.300	0.142	162.3
25	2	Hervé Cordel	FRA	CCF	FRA	CATERHAM 420 R	B	4	15	14	2:08.563	2.425	0.125	162.2
26	41	Pascal Meignan	FRA	ST ELOI	FRA	CATERHAM 420 R	B	5	15	13	2:08.581	2.443	0.018	162.1
27	63	Frédéric Allaire	FRA	ST ELOI	FRA	CATERHAM 420 R	A	22	15	14	2:08.647	2.509	0.066	162.1
28	71	Laurent Bouterin	FRA	IND	FRA	CATERHAM 420 R	A	23	15	14	2:08.785	2.647	0.138	161.9
29	27	Harald Mag	FRA	CCF	FRA	CATERHAM 420 R	A	24	15	12	2:08.854	2.716	0.069	161.8
30	3	Pierre-Emmanuel Dallois	FRA	IND	FRA	CATERHAM 420 R	A	25	15	12	2:08.855	2.717	0.001	161.8
31	66	Pierre Andre Nicolas	FRA	PALM	FRA	CATERHAM 420 R	A	26	15	12	2:08.876	2.738	0.021	161.8
32	32	Jean-Pierre Mignatelli	FRA	CCF	FRA	CATERHAM 420 R	B	6	14	9	2:09.220	3.082	0.344	161.3
33	211	Arnaud Trotin	FRA	ROSSELSP	FRA	CATERHAM 420 R	A	27	14	10	2:09.324	3.186	0.104	161.2
34	92	Olivier Loi	FRA	ST ELOI	FRA	CATERHAM 420 R	B	7	14	12	2:09.372	3.234	0.048	161.2
35	87	Yann Gasparini	FRA	ST ELOI	FRA	CATERHAM 420 R	B	8	15	8	2:09.621	3.483	0.249	160.8
36	38	Claude Boueix	FRA	DOG RACING	FRA	CATERHAM 420 R	B	9	14	13	2:10.174	4.036	0.553	160.2
37	5	Pierre-Jean Reyppin	FRA	ROSSELSP	FRA	CATERHAM 420 R	A	28	14	10	2:10.260	4.122	0.086	160.1
38	77	Arnaud Mignatelli	FRA	CCF	FRA	CATERHAM 420 R	A	29	14	7	2:10.372	4.234	0.112	159.9
39	70	Thomas Bouterin	FRA	IND	FRA	CATERHAM 420 R	A	30	9	6	2:10.420	4.282	0.048	159.9
40	75	Alexandre Pinto	FRA	ST ELOI	FRA	CATERHAM 420 R	A	31	4	4	2:10.925	4.787	0.505	159.2
41	72	Nicolas Cottancin	FRA	CCF	FRA	CATERHAM 420 R	A	32	13	9	2:11.189	5.051	0.264	158.9
42	33	François Clement Delaisse	FRA	CCF	FRA	CATERHAM 420 R	A	33	14	10	2:11.355	5.217	0.166	158.7
43	55	Bertrand Semaille	FRA	PALM	FRA	CATERHAM 420 R	A	34	14	13	2:11.526	5.388	0.171	158.5
44	26	Gilles Charpentier	FRA	CCF	FRA	CATERHAM 420 R	B	10	14	13	2:12.628	6.490	1.102	157.2
45	21	Sylvio Bossi	FRA	CCF	FRA	CATERHAM 420 R	B	11	14	13	2:13.350	7.212	0.722	156.3
46	13	Eric Pinson	FRA	ST ELOI	FRA	CATERHAM 420 R	A	35	14	13	2:15.806	9.668	2.456	153.5
47	50	Michel Morey	FRA	CCF	FRA	CATERHAM 420 R	B	12	13	5	2:16.059	9.921	0.253	153.2

*** PENALTIES**


CARS #1 - #2 - #3 - #5 - #7 - #20 - #21 - #23 - #24 - #29 - #30 - #46 - #50 - #52 - #60 - #69 - #70 - #71 - #72 - #92 #211 - SOME LAP TIMES DELETED DUE TO TRACK LIMITS

Published at:.....

Track Temp: 31.3 °C Air Temp: 21.7 °C Humidity: 42 % Track Status: DRY

Stewards:	Race Director:	Timekeeper: Luis Angel Garcia Nuñez JOB/I-0030-ESP
------------------	-----------------------	---





Autodromo Nazionale Monza

Caterham Cup 420R

Free Practice - 1



Provisional Results by Category

Clas	Nº	Driver	Nat	Team	Nat	Vehicle	Cat	Clas	Laps	Best	Time	Gap	Interval	Km/h
A														
1	20	Franck Chahinian		CCF		CATERHAM 420 R	A	1	14	11	2:06.138			165.3
2	1	Mathys Jaubert		PALM		CATERHAM 420 R	A	2	15	13	2:06.138	0.000	0.000	165.3
3	9	Henri Bizet		PALM		CATERHAM 420 R	A	3	15	11	2:06.749	0.611	0.611	164.5
4	24	Bruno Noregral		PALM		CATERHAM 420 R	A	4	15	6	2:06.947	0.809	0.198	164.2
5	18	Jean-Michel Dallois		IND		CATERHAM 420 R	A	5	15	13	2:07.053	0.915	0.106	164.1
6	59	Tristan Clay		CCF		CATERHAM 420 R	A	6	15	6	2:07.113	0.975	0.060	164.0
7	19	Jeremy Azar		ROSSELSP		CATERHAM 420 R	A	7	14	11	2:07.185	1.047	0.072	163.9
8	46	Olivier Forzano		PALM		CATERHAM 420 R	A	8	15	12	2:07.208	1.070	0.023	163.9
9	30	Gary Gachnang		PALM		CATERHAM 420 R	A	9	15	13	2:07.254	1.116	0.046	163.8
10	52	David Leguem		ST ELOI		CATERHAM 420 R	A	10	14	11	2:07.304	1.166	0.050	163.8
11	35	Bastien Gassin		ST ELOI		CATERHAM 420 R	A	11	14	9	2:07.319	1.181	0.015	163.7
12	12	Arnaud Griffon		CCF		CATERHAM 420 R	A	12	15	6	2:07.337	1.199	0.018	163.7
13	80	Sebastien Montagne		ST ELOI		CATERHAM 420 R	A	13	15	14	2:07.631	1.493	0.294	163.3
14	86	Ugo Lebucher		ST ELOI		CATERHAM 420 R	A	14	15	14	2:07.811	1.673	0.180	163.1
15	16	Harold Huot		ROSSELSP		CATERHAM 420 R	A	15	14	11	2:07.944	1.806	0.133	162.9
16	7	Henri Charpentier		CCF		CATERHAM 420 R	A	16	15	13	2:08.127	1.989	0.183	162.7
17	98	Olivier Guerin		CCF		CATERHAM 420 R	A	17	15	12	2:08.191	2.053	0.064	162.6
18	81	François-Xavier Fleury		ST ELOI		CATERHAM 420 R	A	18	14	9	2:08.208	2.070	0.017	162.6
19	69	Philippe Quetaud		CCF		CATERHAM 420 R	A	19	14	11	2:08.217	2.079	0.009	162.6
20	29	Eric Moussier		CCF		CATERHAM 420 R	A	20	14	13	2:08.296	2.158	0.079	162.5
21	40	Franck Labescat		CCF		CATERHAM 420 R	A	21	15	14	2:08.438	2.300	0.142	162.3
22	63	Frédéric Allaire		ST ELOI		CATERHAM 420 R	A	22	15	14	2:08.647	2.509	0.209	162.1
23	71	Laurent Bouterin		IND		CATERHAM 420 R	A	23	15	14	2:08.785	2.647	0.138	161.9
24	27	Harald Mag		CCF		CATERHAM 420 R	A	24	15	12	2:08.854	2.716	0.069	161.8
25	3	Pierre-Emmanuel Dallois		IND		CATERHAM 420 R	A	25	15	12	2:08.855	2.717	0.001	161.8
26	66	Pierre Andre Nicolas		PALM		CATERHAM 420 R	A	26	15	12	2:08.876	2.738	0.021	161.8
27	211	Arnaud Trotin		ROSSELSP		CATERHAM 420 R	A	27	14	10	2:09.324	3.186	0.448	161.2
28	5	Pierre-Jean Reyppin		ROSSELSP		CATERHAM 420 R	A	28	14	10	2:10.260	4.122	0.936	160.1
29	77	Arnaud Mignatelli		CCF		CATERHAM 420 R	A	29	14	7	2:10.372	4.234	0.112	159.9
30	70	Thomas Bouterin		IND		CATERHAM 420 R	A	30	9	6	2:10.420	4.282	0.048	159.9
31	75	Alexandre Pinto		ST ELOI		CATERHAM 420 R	A	31	4	4	2:10.925	4.787	0.505	159.2
32	72	Nicolas Cottancin		CCF		CATERHAM 420 R	A	32	13	9	2:11.189	5.051	0.264	158.9
33	33	François Clement Delaïsse		CCF		CATERHAM 420 R	A	33	14	10	2:11.355	5.217	0.166	158.7
34	55	Bertrand Semaille		PALM		CATERHAM 420 R	A	34	14	13	2:11.526	5.388	0.171	158.5
35	13	Eric Pinson		ST ELOI		CATERHAM 420 R	A	35	14	13	2:15.806	9.668	4.280	153.5

B														
1	44	Alain Girardot		CCF		CATERHAM 420 R	B	1	15	10	2:07.390			163.7
2	60	Francis Chatelain		PALM		CATERHAM 420 R	B	2	15	10	2:07.596	0.206	0.206	163.4
3	23	Pascal Wehrlen		PALM		CATERHAM 420 R	B	3	15	6	2:07.885	0.495	0.289	163.0
4	2	Hervé Cordel		CCF		CATERHAM 420 R	B	4	15	14	2:08.563	1.173	0.678	162.2
5	41	Pascal Meignan		ST ELOI		CATERHAM 420 R	B	5	15	13	2:08.581	1.191	0.018	162.1
6	32	Jean-Pierre Mignatelli		CCF		CATERHAM 420 R	B	6	14	9	2:09.220	1.830	0.639	161.3
7	92	Olivier Loi		ST ELOI		CATERHAM 420 R	B	7	14	12	2:09.372	1.982	0.152	161.2
8	87	Yann Gasparini		ST ELOI		CATERHAM 420 R	B	8	15	8	2:09.621	2.231	0.249	160.8
9	38	Claude Boueix		DOG RACING		CATERHAM 420 R	B	9	14	13	2:10.174	2.784	0.553	160.2
10	26	Gilles Charpentier		CCF		CATERHAM 420 R	B	10	14	13	2:12.628	5.238	2.454	157.2
11	21	Sylvio Bossi		CCF		CATERHAM 420 R	B	11	14	13	2:13.350	5.960	0.722	156.3
12	50	Michel Morey		CCF		CATERHAM 420 R	B	12	13	5	2:16.059	8.669	2.709	153.2

* PENALTIES


CARS #1 - #2 - #3 - #5 - #7 - #20 - #21 - #23 - #24 - #29 - #30 - #46 - #50 - #52 - #60 - #69 - #70 - #71 - #72 - #92 #211 - SOME LAP TIMES DELETED DUE TO TRACK LIMITS

Published at:.....

Track Temp: 31.3 °C Air Temp: 21.7 °C Humidity: 42 % Track Status: DRY

Stewards:	Race Director:	Timekeeper: Luis Angel Garcia Nufez JOB/I-0030-ESP
-----------	----------------	--





Autodromo Nazionale Monza

Caterham Cup 420R

Free Practice - 1

Lap Analysis



12 Arnaud Griffon CATERHAM 420 R 18 Jean-Michel Dallois CATERHAM 420 R

A							IND								
CCF							A								
Lap	D	Time	Sector 1	Sector 2	Sector 3	T. Spd	Elapsed	Lap	D	Time	Sector 1	Sector 2	Sector 3	T. Spd	Elapsed
1		13:29:03.615	13:27:33.050	45.007	45.558	138.1	13:29:03.615	1		13:29:34.154	13:27:59.352	46.803	47.999	131.0	13:29:34.154
2		2:09.700	41.849	42.675	45.176	203.7	13:31:13.315	2		2:12.261	41.898	44.925	45.438	203.0	13:31:46.415
3		2:08.174	41.420	42.672	44.082	204.9	13:33:21.489	3		2:12.514	41.724	43.811	46.979	193.2	13:33:58.929
4		2:10.114	41.550	43.575	44.989	207.6	13:35:31.603	4		2:09.738	41.267	43.950	44.521	184.9	13:36:08.667
5		2:09.099	41.375	42.961	44.763	196.0	13:37:40.702	5		2:09.536	40.828	44.439	44.269	207.6	13:38:18.203
6		2:07.337	40.826	42.812	43.699	210.1	13:39:48.039	6		2:08.894	41.191	42.959	44.744	192.1	13:40:27.097
7		2:09.607	40.852	44.180	44.575	211.7	13:41:57.646	7		2:09.190	40.768	43.620	44.802	208.8	13:42:36.287
8		2:08.340	41.022	43.218	44.100	211.7	13:44:05.986	8		2:09.339	41.012	43.204	45.123	206.8	13:44:45.626
9		2:08.628	41.125	42.960	44.543	207.6	13:46:14.614	9		2:09.273	41.043	43.701	44.529	213.8	13:46:54.899
10		2:08.876	41.261	43.299	44.316	209.7	13:48:23.490	10		2:08.891	41.087	43.352	44.452	213.8	13:49:03.790
11		2:07.720	41.015	42.737	43.968	216.0	13:50:31.210	11		2:09.216	41.883	43.087	44.246	200.7	13:51:13.006
12		2:09.662	41.163	44.335	44.164	208.8	13:52:40.872	12		2:08.005	41.298	42.794	43.913	214.7	13:53:21.011
13		2:09.133	41.101	43.519	44.513	214.2	13:54:50.005	13		2:07.053	40.575	42.474	44.004	214.2	13:55:28.064
14		2:08.518	41.587	42.828	44.103	210.5	13:56:58.523	14		2:08.010	40.926	43.183	43.901	198.1	13:57:36.074
15		3:14.448 P	46.952	51.137	1:36.359	205.7	14:00:12.971	15		2:56.670 P	41.622	47.531	1:27.517	215.1	14:00:32.744

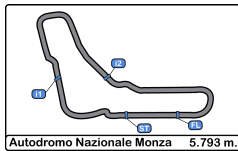
13 Eric Pinson CATERHAM 420 R 19 Jeremy Azar CATERHAM 420 R

A							ROSELSP								
ST ELOI							A								
Lap	D	Time	Sector 1	Sector 2	Sector 3	T. Spd	Elapsed	Lap	D	Time	Sector 1	Sector 2	Sector 3	T. Spd	Elapsed
1		13:29:00.410	13:27:11.084	55.733	53.593	107.3	13:29:00.410	1		13:29:25.590	13:27:55.910	44.777	44.903	122.7	13:29:25.590
2		2:34.399	49.511	52.445	52.443	148.9	13:31:34.809	2		2:09.521	41.184	43.999	44.338	204.9	13:31:35.111
3		2:28.692	45.793	50.389	52.510	156.2	13:34:03.501	3		2:09.597	41.368	43.407	44.822	204.9	13:33:44.708
4		2:24.683	46.262	47.728	50.693	169.8	13:36:28.184	4		2:08.960	41.599	42.945	44.416	198.5	13:35:53.668
5		2:24.136	45.305	48.899	49.932	166.9	13:38:52.320	5		2:07.374	40.971	42.647	43.756	211.3	13:38:01.042
6		2:20.954	43.353	47.877	49.724	184.6	13:41:13.274	6		2:08.196	41.451	43.065	43.680	210.9	13:40:09.238
7		2:23.013	43.550	47.723	51.740	197.8	13:43:36.287	7		2:19.367 P	40.455	43.068	55.844	210.5	13:42:28.605
8		2:22.517	43.449	49.381	49.687	189.4	13:45:58.804	8		4:15.601	2:41.993	45.981	47.627	173.6	13:46:44.206
9		2:39.478	1:01.042	48.462	49.974	182.1	13:48:38.282	9		2:07.615	40.791	42.860	43.964	209.3	13:48:51.821
10		2:23.409	44.653	48.199	50.557	192.8	13:51:01.691	10		2:08.585	41.073	42.599	44.913	215.1	13:51:00.406
11		2:17.923	43.563	46.792	47.568	186.2	13:53:19.614	11		2:07.185	40.926	42.492	43.767	213.8	13:53:07.591
12		2:17.668	42.689	46.652	48.327	198.5	13:55:37.282	12		2:08.292	40.763	43.545	43.984	210.5	13:55:15.883
13		2:15.806	43.332	45.475	46.999	200.0	13:57:53.088	13		2:07.298	40.654	42.698	43.946	214.7	13:57:23.181
14		3:15.645 P	42.562	46.645	1:46.438	200.3	14:01:08.733	14		3:06.794 P	45.840	51.569	1:29.385	180.6	14:00:29.975

16 Harold Huot CATERHAM 420 R 20 Franck Chahinian CATERHAM 420 R

A							CCF								
ROSELSP							A								
Lap	D	Time	Sector 1	Sector 2	Sector 3	T. Spd	Elapsed	Lap	D	Time	Sector 1	Sector 2	Sector 3	T. Spd	Elapsed
1		13:28:52.914	13:27:19.226	46.056	47.632	122.7	13:28:52.914	1		13:28:51.635	13:27:19.507	45.886	46.242	127.9	13:28:51.635
2		2:12.535	43.055	44.229	45.251	170.8	13:31:05.449	2		2:09.917	41.974	43.540	44.403	179.7	13:31:01.552
3		2:10.408	41.390	43.834	45.184	201.1	13:33:15.857	3		2:08.949	41.195	42.737	44.981	205.3	13:33:10.465
4		2:08.757	41.321	42.986	44.450	188.1	13:35:24.614	4		2:06.902	40.419	41.586	43.897	214.7	13:35:16.367
5		2:11.023	41.477	44.726	44.820	197.4	13:37:35.637	5		2:09.749	42.042	43.253	44.454	213.4	13:37:26.116
6		2:09.593	41.336	43.201	45.056	208.8	13:39:45.230	6		2:08.078	40.889	43.031	44.158	212.1	13:39:34.194
7		2:21.063 P	41.573	43.412	56.078	212.5	13:42:06.293	7		2:09.145	40.809	44.003	44.333	210.1	13:41:43.339
8		4:37.848	3:04.969	45.874	47.005	173.6	13:46:44.141	8		2:28.940 P	42.216	45.308	1:01.416	172.2	13:44:12.279
9		2:08.961	41.398	43.182	44.381	190.4	13:48:53.102	9		4:17.739	2:50.284	43.376	44.079	179.7	13:48:30.018
10		2:08.477	40.961	43.130	44.386	213.0	13:51:01.579	10		2:08.098	40.867	43.072	44.159	211.7	13:50:38.116
11		2:07.944	40.945	42.594	44.405	208.8	13:53:09.523	11		2:06.138	39.525	42.816	43.797	214.7	13:52:44.254
12		2:08.479	41.079	42.967	44.433	209.7	13:55:18.002	12		2:06.381	40.491	42.448	43.442	216.4	13:54:50.635
13		2:08.794	41.486	42.827	44.481	201.8	13:57:26.796	13		2:06.597	40.782	42.510	43.305	206.8	13:56:57.232
14		3:11.291 P	45.895	51.007	1:34.389	135.0	14:00:38.087	14		3:10.760 P	45.178	52.314	1:33.268	210.9	14:00:07.992





Autodromo Nazionale Monza
Caterham Cup 420R
Free Practice - 1
Lap Analysis



21 Sylvio Bossi CATERHAM 420 R **26** Gilles Charpentier CATERHAM 420 R

B							CCF							B							CCF						
Lap	D	Time	Sector 1	Sector 2	Sector 3	T. Spd	Elapsed	Lap	D	Time	Sector 1	Sector 2	Sector 3	T. Spd	Elapsed	Lap	D	Time	Sector 1	Sector 2	Sector 3	T. Spd	Elapsed				
1		13:28:54.764	13:27:15.046	51.421	48.297	110.4	13:28:54.764	1		13:29:06.004	13:27:24.384	51.047	50.573	128.4	13:29:06.004												
2		2:17.361	43.839	46.214	47.308	140.4	13:31:12.125	2		2:22.516	44.896	48.503	49.117	144.7	13:31:28.520												
3		2:15.853	42.856	45.770	47.227	170.8	13:33:27.978	3		2:20.669	44.017	47.609	49.043	149.3	13:33:49.189												
4		2:14.724	42.263	45.717	46.741	189.8	13:35:42.699	4		2:19.508	42.704	47.664	49.140	183.9	13:36:08.697												
5		2:15.053	42.352	45.747	46.954	196.0	13:37:57.752	5		2:20.354	42.993	48.770	48.591	175.3	13:38:29.051												
6		2:15.312	43.078	44.694	47.540	178.2	13:40:13.064	6		2:19.648	43.249	47.605	48.794	163.8	13:40:48.699												
7		2:15.111	42.089	45.638	47.384	209.3	13:42:28.175	7		2:18.179	43.318	45.952	48.909	169.0	13:43:06.878												
8		2:20.599	42.508	45.971	52.120	200.3	13:44:48.774	8		2:16.946	42.650	46.652	47.644	184.3	13:45:23.824												
9		2:13.847	42.162	44.715	46.970	201.1	13:47:02.621	9		2:16.326	42.880	45.868	47.578	179.1	13:47:40.150												
10		2:14.039	42.293	45.053	46.693	191.8	13:49:16.660	10		2:14.165	42.724	44.882	46.559	174.1	13:49:54.315												
11		2:40.333 P	42.807	51.381	1:06.145	202.6	13:51:56.993	11		2:15.460	43.300	45.367	46.793	185.5	13:52:09.775												
12		3:26.648	1:55.737	44.662	46.249	123.4	13:55:23.641	12		2:12.878	42.316	44.459	46.103	193.5	13:54:22.653												
13		2:13.350	41.936	44.656	46.758	203.7	13:57:36.991	13		2:12.628	41.870	44.345	46.413	200.0	13:56:35.281												
14		3:19.240 P	43.051	51.980	1:44.209	173.9	14:00:56.231	14		2:57.712 P	50.324	49.530	1:17.858	153.6	13:59:32.993												


23 Pascal Wehrlen CATERHAM 420 R **27** Harald Mag CATERHAM 420 R

B							PALM							A							CCF						
Lap	D	Time	Sector 1	Sector 2	Sector 3	T. Spd	Elapsed	Lap	D	Time	Sector 1	Sector 2	Sector 3	T. Spd	Elapsed	Lap	D	Time	Sector 1	Sector 2	Sector 3	T. Spd	Elapsed				
1		13:28:50.282	13:27:13.587	49.116	47.579	116.8	13:28:50.282	1		13:28:52.821	13:27:09.652	54.201	48.968	113.0	13:28:52.821												
2		2:11.252	42.200	43.522	45.530	188.4	13:31:01.534	2		2:15.081	42.579	45.617	46.885	173.6	13:31:07.902												
3		2:09.595	41.599	42.776	45.220	186.8	13:33:11.129	3		2:12.541	41.504	44.228	46.809	211.3	13:33:20.443												
4		2:07.622	40.824	42.645	44.153	207.6	13:35:18.751	4		2:13.905	42.910	45.679	45.316	192.8	13:35:34.348												
5		2:08.295	40.675	42.639	44.981	210.9	13:37:27.046	5		2:10.723	41.424	44.335	44.964	208.4	13:37:45.071												
6		2:07.885	40.714	42.851	44.320	208.0	13:39:34.931	6		2:14.972	41.905	44.700	48.367	207.2	13:40:00.043												
7		2:08.229	40.627	42.967	44.635	210.1	13:41:43.160	7		2:10.954	42.090	44.152	44.712	185.8	13:42:10.997												
8		2:09.469	40.976	42.974	45.519	208.8	13:43:52.629	8		2:10.906	41.297	43.560	46.049	211.3	13:44:21.903												
9		2:08.730	41.401	42.827	44.502	208.8	13:46:01.359	9		2:11.149	41.446	44.023	45.680	211.7	13:46:33.052												
10		2:08.141	41.342	42.296	44.503	206.8	13:48:09.500	10		2:10.556	41.830	43.541	45.185	216.4	13:48:43.608												
11		2:07.794	41.227	42.549	44.015	206.8	13:50:17.291	11		2:13.424	42.533	44.408	46.483	203.0	13:50:57.032												
12		2:10.133	42.991	43.087	44.055	211.7	13:52:27.424	12		2:08.854	41.557	43.227	44.070	206.8	13:53:05.886												
13		2:08.196	40.640	42.839	44.717	213.0	13:54:35.620	13		2:10.806	41.978	44.480	44.348	186.5	13:55:16.692												
14		2:08.381	40.946	43.223	44.212	215.5	13:56:44.001	14		2:10.566	41.890	43.677	44.999	189.8	13:57:27.258												
15		3:00.844 P	51.033	48.621	1:21.190	158.8	13:59:44.845	15		3:20.308 P	49.310	53.618	1:37.380	126.3	14:00:47.566												

24 Bruno Noregal CATERHAM 420 R **29** Eric Moussier CATERHAM 420 R

A							PALM							A							CCF						
Lap	D	Time	Sector 1	Sector 2	Sector 3	T. Spd	Elapsed	Lap	D	Time	Sector 1	Sector 2	Sector 3	T. Spd	Elapsed	Lap	D	Time	Sector 1	Sector 2	Sector 3	T. Spd	Elapsed				
1		13:29:00.760	13:27:28.074	47.276	45.410	143.6	13:29:00.760	1		13:28:26.992	13:26:53.045	46.092	47.855	137.7	13:28:26.992												
2		2:10.879	41.198	44.578	45.103	204.9	13:31:11.639	2		2:14.009	42.889	44.522	46.598	210.9	13:30:41.001												
3		2:09.788	41.029	44.194	44.565	208.4	13:33:21.427	3		2:11.727	41.721	43.970	46.036	211.7	13:32:52.728												
4		2:09.778	41.782	43.801	44.195	205.7	13:35:31.205	4		2:10.810	41.506	43.650	45.654	212.1	13:35:03.538												
5		2:08.925	41.062	43.778	44.085	209.3	13:37:40.130	5		2:09.734	41.540	43.421	44.773	212.1	13:37:13.272												
6		2:06.947	40.758	42.409	43.780	216.4	13:39:47.077	6		2:11.295	41.251	45.651	44.393	213.4	13:39:24.567												
7		2:08.387	41.222	43.034	44.131	210.9	13:41:55.464	7		2:23.250 P	41.048	46.205	55.997	213.4	13:41:47.817												
8		2:07.952	40.640	43.147	44.165	216.4	13:44:03.416	8		3:42.545	2:14.835	43.393	44.317	164.8	13:45:30.362												
9		2:07.946	40.956	43.097	43.893	212.5	13:46:11.362	9		2:08.628	40.994	43.133	44.501	216.8	13:47:38.990												
10		2:07.271	40.901	42.449	43.921	210.1	13:48:18.633	10		2:08.863	40.797	43.772	44.294	216.4	13:49:47.853												
11		2:08.391	40.727	43.010	44.654	211.3	13:50:27.024	11		2:09.116	41.113	43.913	44.090	210.1	13:51:56.969												
12		2:08.073	41.299	43.122	43.652	216.0	13:52:35.097	12		2:08.571	41.044	42.601	44.926	203.3	13:54:05.540												
13		2:07.310	40.668	42.938	43.704	209.3	13:54:42.407	13		2:08.296	40.862	43.005	44.429	216.0	13:56:13.836												
14		2:07.396	40.793	42.944	43.659	215.5	13:56:49.803	14		2:31.762 P	41.065	46.270	1:04.427	207.6	13:58:45.598												
15		3:12.625 P	50.573	50.859	1:31.193	141.5	14:00:02.428																				





Autodromo Nazionale Monza

Caterham Cup 420R

Free Practice - 1

Lap Analysis



30

Gary Gachnang

CATERHAM 420 R

35

Bastien Gassin

CATERHAM 420 R

A

PALM

A

ST ELOI

Table with 15 rows and 14 columns (Lap D, Time, Sector 1-3, T. Spd, Elapsed) for driver Gary Gachnang.

32

Jean-Pierre Mignatelli

CATERHAM 420 R

38

Claude Boueix

CATERHAM 420 R

B

B

DOG RACING

CCF

Table with 15 rows and 14 columns (Lap D, Time, Sector 1-3, T. Spd, Elapsed) for driver Jean-Pierre Mignatelli.

33

François Clement Delaisse

CATERHAM 420 R

40

Franck Labescat

CATERHAM 420 R

A


CCF

A

CCF

Table with 15 rows and 14 columns (Lap D, Time, Sector 1-3, T. Spd, Elapsed) for driver François Clement Delaisse.





Autodromo Nazionale Monza

Caterham Cup 420R

Free Practice - 1

Lap Analysis




41 Pascal Meignan CATERHAM 420 R							50 Michel Morey CATERHAM 420 R						
B							B						
Lap	D	Time	Sector 1	Sector 2	Sector 3	T. Spd	Lap	D	Time	Sector 1	Sector 2	Sector 3	T. Spd
1		13:28:33.164	13:26:59.256	46.699	47.209	102.9	1		13:28:53.429	13:27:10.214	52.839	50.376	105.8
2		2:14.035	42.593	44.791	46.651	191.1	2		2:21.674	44.946	49.077	47.651	148.5
3		2:12.482	42.168	44.369	45.945	200.7	3		2:16.199	43.210	45.717	47.272	177.0
4		2:11.284	41.794	43.964	45.526	207.6	4		2:17.157	43.211	46.715	47.231	173.6
5		2:10.974	41.646	43.826	45.502	212.1	5		2:16.059	42.657	46.325	47.077	189.4
6		2:10.379	41.672	43.653	45.054	210.5	6		2:16.398	43.113	45.729	47.556	189.8
7		2:10.530	41.665	44.323	44.542	208.8	7		2:19.378	44.052	47.093	48.233	183.9
8		2:10.253	41.294	43.437	45.522	206.8	8		2:21.986	43.585	50.373	48.028	200.3
9		2:08.976	41.372	43.302	44.302	195.2	9		2:20.016	44.660	47.314	48.042	165.6
10		2:09.252	41.468	43.439	44.345	200.0	10		2:20.385	44.636	47.650	48.099	199.2
11		2:09.000	41.249	43.719	44.032	184.3	11		2:18.977	44.273	46.994	47.710	189.1
12		2:08.666	41.520	42.683	44.463	205.3	12		2:22.221	45.762	47.487	48.972	174.1
13		2:08.581	41.212	42.887	44.482	179.1	13		2:41.914 P	44.824	47.372	1:09.718	193.8
14		2:09.842	41.035	43.371	45.436	206.8							
15		2:39.880 P	45.069	43.602	1:11.209	164.6							

44 Alain Girardot CATERHAM 420 R							52 David Leguem CATERHAM 420 R						
B							A						
Lap	D	Time	Sector 1	Sector 2	Sector 3	T. Spd	Lap	D	Time	Sector 1	Sector 2	Sector 3	T. Spd
1		13:28:50.615	13:27:14.396	48.786	47.433	145.3	1		13:28:49.505	13:27:11.310	50.647	47.548	112.9
2		2:12.231	43.261	44.102	44.868	162.6	2		2:11.401	42.147	44.008	45.246	170.6
3		2:11.826	42.028	43.626	46.172	192.5	3		2:08.827	41.209	42.964	44.654	191.1
4		2:08.625	41.097	42.910	44.618	200.7	4		2:09.438	41.256	43.739	44.443	202.6
5		2:10.110	42.095	43.359	44.656	203.0	5		2:08.151	40.992	42.708	44.451	195.2
6		2:08.249	40.987	42.888	44.374	192.8	6		2:08.082	41.181	42.754	44.147	189.1
7		2:07.934	40.690	42.772	44.472	211.7	7		2:08.467	40.963	43.218	44.286	199.6
8		2:09.118	40.783	42.756	45.579	209.3	8		2:10.225	41.898	43.353	44.974	170.8
9		2:08.039	41.258	42.692	44.089	211.7	9		2:07.336	40.888	42.648	43.800	203.3
10		2:07.390	40.739	42.748	43.903	213.8	10		2:07.992	41.372	42.557	44.063	200.0
11		2:07.451	40.728	42.634	44.089	207.2	11		2:07.304	40.779	42.693	43.832	204.5
12		2:08.286	41.186	43.161	43.939	196.0	12		2:19.508 P	41.367	43.040	55.101	200.7
13		2:08.332	41.318	42.342	44.672	197.4	13		3:24.034	1:48.770	45.499	49.765	144.7
14		2:08.499	40.804	42.917	44.778	200.7	14		2:19.256 P	42.045	43.227	53.984	196.3
15		3:01.109 P	49.808	49.380	1:21.921	158.5	15						

46 Olivier Forzano CATERHAM 420 R							55 Bertrand Semaille CATERHAM 420 R						
A							A						
Lap	D	Time	Sector 1	Sector 2	Sector 3	T. Spd	Lap	D	Time	Sector 1	Sector 2	Sector 3	T. Spd
1		13:28:50.755	13:27:14.689	48.687	47.379	151.6	1		13:29:37.330	13:28:02.283	47.341	47.706	138.6
2		2:11.606	42.739	44.103	44.764	187.5	2		2:16.819	43.976	45.934	46.909	170.3
3		2:10.197	42.390	43.432	44.375	201.8	3		2:12.197	41.806	44.543	45.848	207.2
4		2:08.826	41.289	43.325	44.212	213.0	4		2:12.616	42.172	44.163	46.281	206.8
5		2:09.155	41.121	43.814	44.220	216.0	5		2:13.132	42.691	44.795	45.646	200.3
6		2:07.507	40.559	42.649	44.299	215.1	6		2:14.626	41.978	45.315	47.333	216.0
7		2:08.151	40.727	43.561	43.863	210.5	7		2:14.056	42.266	45.155	46.635	188.4
8		2:09.566	41.192	43.332	45.042	208.0	8		2:12.993	42.330	44.462	46.201	210.9
9		2:07.470	40.918	42.861	43.691	210.5	9		2:12.435	42.015	44.343	46.077	211.7
10		2:08.742	41.196	43.502	44.044	206.1	10		2:15.264	42.426	45.748	47.090	213.0
11		2:08.260	41.436	42.972	43.852	205.7	11		2:12.308	42.038	44.135	46.135	206.5
12		2:07.208	41.143	42.551	43.514	212.5	12		2:14.554	42.801	45.768	45.985	188.8
13		2:08.223	41.697	42.638	43.888	214.7	13		2:11.526	41.963	43.884	45.679	189.8
14		2:08.341	40.918	43.345	44.078	207.6	14		2:52.363 P	49.308	52.054	1:11.001	133.4
15		2:35.656 P	43.881	45.824	1:05.951	199.2	15						





Autodromo Nazionale Monza
Caterham Cup 420R
Free Practice - 1
Lap Analysis



59

Tristan Clay

CATERHAM 420 R **66**

Pierre Andre Nicolas

CATERHAM 420 R

A

CCF

A

PALM

Lap D	Time	Sector 1	Sector 2	Sector 3	T. Spd	Elapsed	Lap D	Time	Sector 1	Sector 2	Sector 3	T. Spd	Elapsed
1	13:28:53.755	13:27:18.208	48.505	47.042	132.5	13:28:53.755	1	13:29:09.893	13:27:32.640	46.451	50.802	120.4	13:29:09.893
2	2:13.080	42.668	44.698	45.714	169.8	13:31:06.835	2	2:16.908	43.208	46.798	46.902	167.4	13:31:26.801
3	2:09.028	41.206	43.318	44.504	210.9	13:33:15.863	3	2:10.593	41.573	44.246	44.774	185.8	13:33:37.394
4	2:08.223	40.949	43.105	44.169	203.3	13:35:24.086	4	2:10.373	41.019	43.976	45.378	195.2	13:35:47.767
5	2:09.057	41.498	43.243	44.316	204.5	13:37:33.143	5	2:10.354	40.886	44.471	44.997	210.9	13:37:58.121
6	2:07.113	40.515	42.843	43.755	213.8	13:39:40.256	6	2:10.003	41.484	44.118	44.401	189.1	13:40:08.124
7	2:07.363	40.565	43.106	43.692	205.7	13:41:47.619	7	2:10.023	41.636	44.051	44.336	189.1	13:42:18.147
8	2:08.719	40.513	42.815	45.391	208.8	13:43:56.338	8	2:10.105	41.225	44.275	44.605	201.8	13:44:28.252
9	2:07.418	41.038	42.667	43.713	209.3	13:46:03.756	9	2:09.078	41.478	43.052	44.548	200.7	13:46:37.330
10	2:07.708	40.652	43.500	43.556	210.1	13:48:11.464	10	2:08.957	41.449	43.518	43.990	200.3	13:48:46.287
11	2:07.309	40.943	42.401	43.965	205.3	13:50:18.773	11	2:09.984	41.449	43.352	45.183	205.7	13:50:56.271
12	2:07.343	40.865	42.671	43.807	208.8	13:52:26.116	12	2:08.876	41.376	43.023	44.477	210.9	13:53:05.147
13	2:09.362	41.225	43.643	44.494	214.7	13:54:35.478	13	2:10.384	41.887	44.254	44.243	175.8	13:55:15.531
14	2:08.740	41.211	43.287	44.242	195.6	13:56:44.218	14	2:08.945	41.829	43.178	43.938	198.8	13:57:24.476
15	3:12.245 P	49.052	50.712	1:32.481	152.7	13:59:56.463	15	3:16.392 P	48.325	51.923	1:36.144	127.2	14:00:40.868

60

Francis Chatelain

CATERHAM 420 R **69**

Philippe Quetaud

CATERHAM 420 R

B

PALM

A

CCF

Lap D	Time	Sector 1	Sector 2	Sector 3	T. Spd	Elapsed	Lap D	Time	Sector 1	Sector 2	Sector 3	T. Spd	Elapsed
1	13:28:51.080	13:27:14.200	49.444	47.436	127.9	13:28:51.080	1	13:29:10.567	13:27:37.708	45.841	47.018	127.5	13:29:10.567
2	2:12.278	43.108	44.120	45.050	173.0	13:31:03.358	2	2:12.983	42.144	45.594	45.245	178.8	13:31:23.550
3	2:10.938	41.660	43.761	45.517	210.1	13:33:14.296	3	2:12.468	42.965	44.441	45.062	180.6	13:33:36.018
4	2:08.473	41.354	42.887	44.232	204.5	13:35:22.769	4	2:10.025	41.890	43.280	44.855	179.4	13:35:46.043
5	2:08.556	40.830	43.455	44.271	212.1	13:37:31.325	5	2:11.608	41.563	45.107	44.938	178.8	13:37:57.651
6	2:08.281	40.831	43.395	44.055	211.3	13:39:39.606	6	2:10.041	41.774	43.526	44.741	190.8	13:40:07.692
7	2:07.763	41.136	42.614	44.013	214.2	13:41:47.369	7	2:09.810	41.687	43.597	44.526	184.9	13:42:17.502
8	2:08.946	40.456	43.123	45.367	215.1	13:43:56.315	8	2:09.688	40.922	43.898	44.868	203.3	13:44:27.190
9	2:08.749	41.808	42.777	44.164	204.9	13:46:05.064	9	2:20.529 P	41.352	45.527	53.641	205.3	13:46:47.710
10	2:07.596	41.080	42.569	43.947	212.1	13:48:12.660	10	3:01.044	1:31.610	44.805	44.629	177.9	13:49:48.754
11	2:08.241	41.205	42.654	44.382	215.1	13:50:20.901	11	2:08.217	40.948	43.166	44.103	192.8	13:51:56.971
12	2:08.730	41.493	42.843	44.394	210.9	13:52:29.631	12	2:09.971	41.069	43.791	45.111	198.5	13:54:06.942
13	2:09.466	41.215	42.635	45.616	201.1	13:54:39.097	13	2:08.410	41.006	43.418	43.986	198.5	13:56:15.352
14	2:08.767	41.645	42.649	44.473	203.7	13:56:47.864	14	2:45.146 P	47.805	48.719	1:08.622	157.4	13:59:00.498
15	3:03.049 P	50.497	50.236	1:22.316	154.2	13:59:50.913							

63

Frédéric Allaire

CATERHAM 420 R

70

Thomas Bouterin

CATERHAM 420 R

A


ST ELOI

A

IND

Lap D	Time	Sector 1	Sector 2	Sector 3	T. Spd	Elapsed	Lap D	Time	Sector 1	Sector 2	Sector 3	T. Spd	Elapsed
1	13:29:26.923	13:27:50.809	48.194	47.920	122.8	13:29:26.923	1	13:29:23.203	13:27:46.117	48.557	48.529	124.1	13:29:23.203
2	2:16.168	43.771	45.614	46.783	183.9	13:31:43.091	2	2:16.053	43.065	46.114	46.874	193.2	13:31:39.256
3	2:11.335	41.746	44.622	44.967	204.9	13:33:54.426	3	2:13.929	42.358	45.535	46.030	186.2	13:33:53.179
4	2:11.920	41.379	44.228	46.313	201.8	13:36:06.346	4	2:11.461	42.383	43.738	45.340	206.5	13:36:04.640
5	2:10.153	41.172	44.180	44.801	204.5	13:38:16.499	5	2:11.961	41.743	44.781	45.437	194.5	13:38:16.601
6	2:09.826	41.272	43.706	44.848	200.3	13:40:26.325	6	2:10.420	41.520	44.098	44.802	177.9	13:40:27.021
7	2:10.016	41.423	44.152	44.441	213.8	13:42:36.341	7	4:50.568 P	42.128	46.334	3:22.106	185.2	13:45:17.589
8	2:09.739	41.316	43.382	45.041	198.5	13:44:46.080	8	7:58.788	6:27.763	44.930	46.095	170.6	13:53:16.377
9	2:09.307	41.208	43.273	44.826	198.8	13:46:55.387	9	3:37.887 P	41.933	44.593	2:11.361	184.6	13:56:54.264
10	2:08.823	41.090	43.027	44.706	205.3	13:49:04.210							
11	2:10.782	42.399	43.437	44.946	196.3	13:51:14.992							
12	2:09.071	41.655	43.086	44.330	207.6	13:53:24.063							
13	2:09.254	41.162	43.634	44.458	212.5	13:55:33.317							
14	2:08.647	41.200	43.231	44.216	214.2	13:57:41.964							
15	3:20.562 P	41.558	52.278	1:46.726	205.7	14:01:02.526							





Autodromo Nazionale Monza
Caterham Cup 420R
Free Practice - 1
Lap Analysis



71 Laurent Bouterin CATERHAM 420 R **77** Arnaud Mignatelli CATERHAM 420 R
 A IND A CCF

Lap D	Time	Sector 1	Sector 2	Sector 3	T. Spd	Elapsed	Lap D	Time	Sector 1	Sector 2	Sector 3	T. Spd	Elapsed
1	13:29:32.352	13:27:57.080	47.492	47.780	122.1	13:29:32.352	1	13:29:09.798	13:27:33.030	46.735	50.033	133.0	13:29:09.798
2	2:14.237	42.761	45.789	45.687	187.8	13:31:46.589	2	2:41.594	43.337	1:09.060	49.197	186.5	13:31:51.392
3	2:12.015	42.679	43.527	45.809	175.0	13:33:58.604	3	2:12.805	42.785	44.207	45.813	190.8	13:34:04.197
4	2:11.643	41.549	44.429	45.665	205.7	13:36:10.247	4	2:12.363	41.922	43.902	46.539	196.3	13:36:16.560
5	2:13.447	41.736	46.728	44.983	195.2	13:38:23.694	5	2:12.603	41.796	45.073	45.734	209.3	13:38:29.163
6	2:11.191	41.125	45.529	44.537	199.6	13:40:34.885	6	2:10.654	41.574	44.294	44.786	213.8	13:40:39.817
7	2:09.343	41.825	42.324	45.164	198.8	13:42:44.198	7	2:10.372	41.665	43.805	44.902	213.4	13:42:50.189
8	2:14.291	41.595	47.759	44.937	202.6	13:44:58.489	8	2:10.576	41.881	44.063	44.632	212.5	13:45:00.765
9	2:09.820	41.149	44.087	44.584	210.9	13:47:08.309	9	2:17.736	47.781	44.977	44.978	213.8	13:47:18.501
10	2:12.677	44.993	43.480	44.204	213.4	13:49:20.986	10	2:10.796	41.594	44.399	44.803	213.4	13:49:29.297
11	2:09.670	41.193	44.186	44.291	210.9	13:51:30.656	11	2:10.457	41.601	44.119	44.737	212.5	13:51:39.754
12	2:08.917	41.301	43.185	44.431	209.3	13:53:39.573	12	2:11.969	42.013	44.160	45.796	208.4	13:53:51.723
13	2:07.667	41.158	42.021	44.488	210.5	13:55:47.240	13	2:11.918	41.999	44.615	45.304	208.0	13:56:03.641
14	2:08.785	41.252	43.459	44.074	211.7	13:57:56.025	14	2:50.564 P	51.769	48.351	1:10.444	207.2	13:58:54.205
15	3:19.363 P	40.719	48.733	1:49.911	212.1	14:01:15.388							


72 Nicolas Cottancin CATERHAM 420 R **80** Sebastien Montagne CATERHAM 420 R
 A CCF A ST ELOI

Lap D	Time	Sector 1	Sector 2	Sector 3	T. Spd	Elapsed	Lap D	Time	Sector 1	Sector 2	Sector 3	T. Spd	Elapsed
1	13:29:28.683 P	13:27:21.758	56.520	1:10.405	129.4	13:29:28.683	1	13:28:45.391	13:27:04.117	51.672	49.602	104.1	13:28:45.391
2	4:14.623	2:36.962	48.498	49.163	149.1	13:33:43.306	2	2:13.890	42.552	45.438	45.900	206.8	13:30:59.281
3	2:19.408	44.059	46.863	48.486	170.8	13:36:02.714	3	2:11.791	41.755	44.146	45.890	187.5	13:33:11.072
4	2:16.513	43.209	46.035	47.269	188.1	13:38:19.227	4	2:09.713	41.829	43.737	44.147	191.8	13:35:20.785
5	2:13.478	42.653	44.769	46.056	183.0	13:40:32.705	5	2:09.098	41.485	42.817	44.796	204.5	13:37:29.883
6	2:17.437	44.882	45.405	47.150	195.2	13:42:50.142	6	2:09.566	41.208	44.272	44.086	211.7	13:39:39.449
7	2:12.124	42.717	44.056	45.351	192.8	13:45:02.266	7	2:08.624	41.290	43.510	43.824	198.8	13:41:48.073
8	2:11.870	41.865	44.375	45.630	212.5	13:47:14.136	8	2:08.891	40.944	43.225	44.722	212.1	13:43:56.964
9	2:11.189	41.645	43.961	45.583	212.1	13:49:25.325	9	2:08.537	41.192	43.516	43.829	208.4	13:46:05.501
10	2:14.916	42.523	44.198	48.195	209.7	13:51:40.241	10	2:07.691	40.835	43.086	43.770	212.5	13:48:13.192
11	2:11.899	42.188	43.464	46.247	194.2	13:53:52.140	11	2:08.175	40.915	42.748	44.512	209.3	13:50:21.367
12	2:11.575	42.110	44.087	45.378	196.7	13:56:03.715	12	2:08.417	41.165	43.291	43.961	209.3	13:52:29.784
13	2:46.377 P	47.791	51.033	1:07.553	163.3	13:58:50.092	13	2:10.660	42.645	44.375	43.640	197.4	13:54:40.444
							14	2:07.631	40.706	42.611	44.314	212.5	13:56:48.075
							15	3:04.785 P	51.101	49.901	1:23.783	153.4	13:59:52.860

75 Alexandre Pinto CATERHAM 420 R **81** François-Xavier Fleury CATERHAM 420 R
 A ST ELOI A ST ELOI

Lap D	Time	Sector 1	Sector 2	Sector 3	T. Spd	Elapsed	Lap D	Time	Sector 1	Sector 2	Sector 3	T. Spd	Elapsed
1	13:28:44.877	13:27:03.599	51.699	49.579	106.5	13:28:44.877	1	13:29:18.961	13:27:38.501	50.281	50.179	132.1	13:29:18.961
2	2:14.014	43.386	44.975	45.653	173.3	13:30:58.891	2	2:19.214	43.439	48.396	47.379	182.7	13:31:38.175
3	2:11.522	41.808	44.016	45.698	198.8	13:33:10.413	3	2:16.631	43.133	47.261	46.237	173.6	13:33:54.806
4	2:10.925	41.550	43.834	45.541	198.1	13:35:21.338	4	2:11.788	42.431	44.333	45.024	184.9	13:36:06.594
5		41.513			202.6		5	2:11.246	41.642	44.229	45.375	189.4	13:38:17.840
							6	2:10.163	41.880	43.532	44.751	179.4	13:40:28.003
							7	2:10.209	41.906	44.041	44.262	191.8	13:42:38.212
							8	2:09.430	41.392	43.520	44.518	201.1	13:44:47.642
							9	2:08.208	41.030	43.117	44.061	209.7	13:46:55.850
							10	2:08.283	40.912	43.302	44.069	202.2	13:49:04.133
							11	2:23.174 P	41.607	43.224	58.343	202.6	13:51:27.307
							12	3:17.740	1:50.032	43.205	44.503	149.1	13:54:45.047
							13	2:08.255	41.194	42.963	44.098	208.4	13:56:53.302
							14	3:11.729 P	48.361	50.598	1:32.770	154.0	14:00:05.031





Autodromo Nazionale Monza
Caterham Cup 420R
Free Practice - 1
Lap Analysis



86 Ugo Leboucher CATERHAM 420 R **98** Olivier Guerin CATERHAM 420 R

A							ST ELOI		A							CCF
Lap	D	Time	Sector 1	Sector 2	Sector 3	T. Spd	Elapsed	Lap	D	Time	Sector 1	Sector 2	Sector 3	T. Spd	Elapsed	
1		13:28:47.315	13:27:04.916	52.147	50.252	101.5	13:28:47.315	1		13:29:13.698	13:27:39.899	46.822	46.977	140.6	13:29:13.698	
2		2:16.768	42.927	44.692	49.149	176.7	13:31:04.083	2		2:12.792	41.817	45.290	45.685	188.4	13:31:26.490	
3		2:16.448	41.830	48.228	46.390	187.5	13:33:20.531	3		2:09.444	41.057	43.549	44.838	206.5	13:33:35.934	
4		2:15.925	46.985	43.987	44.953	199.2	13:35:36.456	4		2:10.050	41.230	43.688	45.132	210.1	13:35:45.984	
5		2:09.433	41.737	43.429	44.267	196.7	13:37:45.889	5		2:08.715	41.053	43.419	44.243	208.8	13:37:54.699	
6		2:13.651	41.808	44.139	47.704	183.9	13:39:59.540	6		2:12.721	41.395	46.167	45.159	207.6	13:40:07.420	
7		2:10.828	41.658	44.580	44.590	205.7	13:42:10.368	7		2:09.981	41.513	43.585	44.883	208.4	13:42:17.401	
8		2:10.461	41.364	43.468	45.629	211.7	13:44:20.829	8		2:10.349	41.721	44.232	44.396	197.8	13:44:27.750	
9		2:09.616	41.117	43.670	44.829	202.6	13:46:30.445	9		2:09.338	41.353	43.220	44.765	201.8	13:46:37.088	
10		2:08.707	41.346	43.184	44.177	203.7	13:48:39.152	10		2:08.691	41.536	43.196	43.959	207.6	13:48:45.779	
11		2:09.228	41.717	43.309	44.202	184.9	13:50:48.380	11		2:08.960	41.817	42.723	44.420	209.3	13:50:54.739	
12		2:09.024	41.675	42.967	44.382	201.1	13:52:57.404	12		2:08.191	40.988	42.944	44.259	211.7	13:53:02.930	
13		2:08.181	41.253	43.000	43.928	202.2	13:55:05.585	13		2:08.610	41.102	43.119	44.389	209.7	13:55:11.540	
14		2:07.811	41.281	42.762	43.768	194.2	13:57:13.396	14		2:08.417	40.990	43.087	44.340	213.8	13:57:19.957	
15		3:01.572 P	46.021	46.542	1:29.009	159.0	14:00:14.968	15		3:06.102 P	48.364	54.292	1:23.446	170.6	14:00:26.059	

87 Yann Gasparini CATERHAM 420 R **211** Arnaud Trotin CATERHAM 420 R

B							ST ELOI		A							ROSSELSP
Lap	D	Time	Sector 1	Sector 2	Sector 3	T. Spd	Elapsed	Lap	D	Time	Sector 1	Sector 2	Sector 3	T. Spd	Elapsed	
1		13:28:47.970	13:27:05.552	51.929	50.489	104.4	13:28:47.970	1		13:29:21.197	13:27:45.825	47.571	47.801	160.9	13:29:21.197	
2		2:13.490	42.785	44.486	46.219	169.0	13:31:01.460	2		2:13.492	42.095	45.669	45.728	191.1	13:31:34.689	
3		2:11.616	42.280	43.978	45.358	193.2	13:33:13.076	3		2:12.899	41.850	44.210	46.839	206.5	13:33:47.588	
4		2:10.201	41.176	43.512	45.513	203.0	13:35:23.277	4		2:11.029	41.546	44.419	45.064	217.3	13:35:58.617	
5		2:12.908	42.778	44.977	45.153	192.8	13:37:36.185	5		2:10.074	41.383	44.110	44.581	216.0	13:38:08.691	
6		2:10.100	41.128	44.003	44.969	208.4	13:39:46.285	6		2:20.572 P	42.223	43.399	54.950	208.0	13:40:29.263	
7		2:11.886	42.215	44.639	45.032	193.2	13:41:58.171	7		3:40.005	2:12.347	42.956	44.792	175.6	13:44:09.358	
8		2:09.621	40.953	43.741	44.927	209.3	13:44:07.792	8		2:09.675	41.302	43.390	44.983	205.3	13:46:19.033	
9		2:10.760	41.683	43.816	45.261	206.1	13:46:18.552	9		2:10.899	41.678	44.547	44.674	210.9	13:48:29.932	
10		2:12.145	42.476	44.696	44.973	206.1	13:48:30.697	10		2:09.324	41.664	43.321	44.339	201.4	13:50:39.256	
11		2:10.408	41.355	43.835	45.218	200.3	13:50:41.105	11		2:09.410	41.744	43.353	44.313	201.1	13:52:48.666	
12		2:09.743	41.602	43.374	44.767	208.4	13:52:50.848	12		2:09.388	41.452	43.581	44.355	212.1	13:54:58.054	
13		2:10.545	41.728	43.950	44.867	213.4	13:55:01.393	13		2:09.552	41.638	43.319	44.595	213.8	13:57:07.606	
14		2:11.270	42.035	43.958	45.277	207.6	13:57:12.663	14		3:10.071 P	41.570	52.027	1:36.474	214.7	14:00:17.677	
15		3:07.460 P	42.815	50.802	1:33.843	204.5	14:00:20.123									

92 Olivier Loi CATERHAM 420 R

B							ST ELOI	
Lap	D	Time	Sector 1	Sector 2	Sector 3	T. Spd	Elapsed	
1		13:28:46.121	13:27:04.457	51.905	49.759	108.4	13:28:46.121	
2		2:12.932	42.622	45.170	45.140	196.0	13:30:59.053	
3		2:10.998	41.387	43.999	45.612	210.9	13:33:10.051	
4		2:10.314	41.411	43.991	44.912	203.0	13:35:20.365	
5		2:11.847	42.016	44.648	45.183	202.2	13:37:32.212	
6		2:09.926	41.539	43.829	44.558	212.5	13:39:42.138	
7		2:11.249	41.504	44.159	45.586	205.7	13:41:53.387	
8		2:12.240	41.986	44.248	46.006	210.1	13:44:05.627	
9		2:25.647 P	42.830	45.269	57.548	189.4	13:46:31.274	
10		3:56.404	2:25.813	44.975	45.616	173.9	13:50:27.678	
11		2:09.636	41.858	43.317	44.461	204.9	13:52:37.314	
12		2:09.372	41.600	43.283	44.489	210.1	13:54:46.686	
13		2:10.142	41.583	43.602	44.957	213.4	13:56:56.828	
14		3:13.330 P	46.174	52.190	1:34.966	183.3	14:00:10.158	





Autodromo Nazionale Monza

Caterham Cup 420R

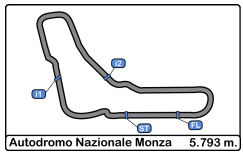
Free Practice - 1

Best Sectors Results




Sector - 1			Sector - 2			Sector - 3			Ideal Lap vs Best Lap						
Clas	Nº	Driver	Time	Nº	Driver	Time	Nº	Driver	Time	Clas	Nº	Driver	Ideal Lap	Best Lap	Clas
1	20	Franck Chahinian	39.525	20	Franck Chahinian	41.586	30	Gary Gachnang	43.208	1	20	Franck Chahinian	2:04.416	2:06.138	1
2	30	Gary Gachnang	40.448	1	Mathys Jaubert	41.800	20	Franck Chahinian	43.305	2	1	Mathys Jaubert	2:05.659	2:06.138	2
3	19	Jeremy Azar	40.455	71	Laurent Bouterin	42.021	1	Mathys Jaubert	43.376	3	30	Gary Gachnang	2:06.038	2:07.254	9
4	60	Francis Chatelain	40.456	23	Pascal Wehrlen	42.296	46	Olivier Forzano	43.514	4	59	Tristan Clay	2:06.470	2:07.113	6
5	1	Mathys Jaubert	40.483	44	Alain Girardot	42.342	59	Tristan Clay	43.556	5	46	Olivier Forzano	2:06.624	2:07.208	8
6	59	Tristan Clay	40.513	35	Bastien Gassin	42.371	80	Sebastien Montagne	43.640	6	19	Jeremy Azar	2:06.627	2:07.185	7
7	46	Olivier Forzano	40.559	30	Gary Gachnang	42.382	24	Bruno Noregral	43.652	7	24	Bruno Noregral	2:06.701	2:06.947	4
8	18	Jean-Michel Dallois	40.575	9	Henri Bizet	42.393	19	Jeremy Azar	43.680	8	9	Henri Bizet	2:06.716	2:06.749	3
9	23	Pascal Wehrlen	40.627	59	Tristan Clay	42.401	9	Henri Bizet	43.689	9	71	Laurent Bouterin	2:06.814	2:08.785	28
10	9	Henri Bizet	40.634	24	Bruno Noregral	42.409	12	Arnaud Griffon	43.699	10	44	Alain Girardot	2:06.935	2:07.390	13
11	24	Bruno Noregral	40.640	18	Jean-Michel Dallois	42.474	86	Ugo Leboucher	43.768	11	23	Pascal Wehrlen	2:06.938	2:07.885	17
12	44	Alain Girardot	40.690	19	Jeremy Azar	42.492	52	David Leguem	43.800	12	18	Jean-Michel Dallois	2:06.950	2:07.053	5
13	80	Sebastien Montagne	40.706	46	Olivier Forzano	42.551	35	Bastien Gassin	43.873	13	80	Sebastien Montagne	2:06.957	2:07.631	15
14	71	Laurent Bouterin	40.719	52	David Leguem	42.557	18	Jean-Michel Dallois	43.901	14	60	Francis Chatelain	2:06.972	2:07.596	14
15	3	Pierre-Emmanuel Dallois	40.745	60	Francis Chatelain	42.569	44	Alain Girardot	43.903	15	35	Bastien Gassin	2:07.025	2:07.319	11
16	52	David Leguem	40.779	16	Harold Huot	42.594	66	Pierre Andre Nicolas	43.938	16	52	David Leguem	2:07.136	2:07.304	10
17	35	Bastien Gassin	40.781	29	Eric Moussier	42.601	60	Francis Chatelain	43.947	17	12	Arnaud Griffon	2:07.197	2:07.337	12
18	29	Eric Moussier	40.797	80	Sebastien Montagne	42.611	98	Olivier Guerin	43.959	18	29	Eric Moussier	2:07.488	2:08.296	23
19	12	Arnaud Griffon	40.826	12	Arnaud Griffon	42.672	69	Philippe Quetaud	43.986	19	86	Ugo Leboucher	2:07.647	2:07.811	16
20	66	Pierre Andre Nicolas	40.886	41	Pascal Meignan	42.683	7	Henri Charpentier	44.013	20	98	Olivier Guerin	2:07.670	2:08.191	20
21	40	Franck Labescat	40.908	98	Olivier Guerin	42.723	23	Pascal Wehrlen	44.015	21	41	Pascal Meignan	2:07.750	2:08.581	26
22	81	François-Xavier Fleury	40.912	86	Ugo Leboucher	42.762	41	Pascal Meignan	44.032	22	66	Pierre Andre Nicolas	2:07.847	2:08.876	31
23	69	Philippe Quetaud	40.922	2	Hervé Cordel	42.822	81	François-Xavier Fleury	44.061	23	16	Harold Huot	2:07.920	2:07.944	18
24	16	Harold Huot	40.945	211	Arnaud Trotin	42.956	27	Harald Mag	44.070	24	81	François-Xavier Fleury	2:07.936	2:08.208	21
25	87	Yann Gasparini	40.953	81	François-Xavier Fleury	42.963	71	Laurent Bouterin	44.074	25	7	Henri Charpentier	2:07.975	2:08.127	19
26	33	François Clement Delaisse	40.968	7	Henri Charpentier	42.972	40	Franck Labescat	44.085	26	40	Franck Labescat	2:07.991	2:08.438	24
27	98	Olivier Guerin	40.988	40	Franck Labescat	42.998	29	Eric Moussier	44.090	27	3	Pierre-Emmanuel Dallois	2:08.015	2:08.855	30
28	7	Henri Charpentier	40.990	66	Pierre Andre Nicolas	43.023	2	Hervé Cordel	44.121	28	69	Philippe Quetaud	2:08.074	2:08.217	22
29	41	Pascal Meignan	41.035	63	Frédéric Allaire	43.027	3	Pierre-Emmanuel Dallois	44.196	29	2	Hervé Cordel	2:08.210	2:08.563	25
30	63	Frédéric Allaire	41.090	3	Pierre-Emmanuel Dallois	43.074	63	Frédéric Allaire	44.216	30	63	Frédéric Allaire	2:08.333	2:08.647	27
31	86	Ugo Leboucher	41.117	69	Philippe Quetaud	43.166	32	Jean-Pierre Mignatelli	44.303	31	211	Arnaud Trotin	2:08.571	2:09.324	33
32	32	Jean-Pierre Mignatelli	41.126	27	Harald Mag	43.227	211	Arnaud Trotin	44.313	32	27	Harald Mag	2:08.594	2:08.854	29
33	5	Pierre-Jean Reypin	41.155	92	Olivier Loi	43.283	16	Harold Huot	44.381	33	32	Jean-Pierre Mignatelli	2:08.793	2:09.220	32
34	2	Hervé Cordel	41.267	32	Jean-Pierre Mignatelli	43.364	92	Olivier Loi	44.461	34	87	Yann Gasparini	2:09.094	2:09.621	35
35	27	Harald Mag	41.297	87	Yann Gasparini	43.374	77	Arnaud Mignatelli	44.632	35	92	Olivier Loi	2:09.131	2:09.372	34
36	21	Arnaud Trotin	41.302	72	Nicolas Cottancin	43.464	87	Yann Gasparini	44.767	36	5	Pierre-Jean Reypin	2:09.715	2:10.260	37
37	92	Olivier Loi	41.387	5	Pierre-Jean Reypin	43.667	70	Thomas Bouterin	44.802	37	77	Arnaud Mignatelli	2:10.011	2:10.372	38
38	38	Claude Boueix	41.405	38	Claude Boueix	43.732	5	Pierre-Jean Reypin	44.893	38	70	Thomas Bouterin	2:10.060	2:10.420	39
39	75	Alexandre Pinto	41.513	70	Thomas Bouterin	43.738	38	Claude Boueix	44.936	39	38	Claude Boueix	2:10.073	2:10.174	36
40	70	Thomas Bouterin	41.520	77	Arnaud Mignatelli	43.805	33	François Clement Delaisse	45.241	40	33	François Clement Delaisse	2:10.429	2:11.355	42
41	77	Arnaud Mignatelli	41.574	75	Alexandre Pinto	43.834	72	Nicolas Cottancin	45.351	41	72	Nicolas Cottancin	2:10.460	2:11.189	41
42	72	Nicolas Cottancin	41.645	55	Bertrand Semaille	43.884	75	Alexandre Pinto	45.541	42	75	Alexandre Pinto	2:10.888	2:10.925	40
43	55	Bertrand Semaille	41.806	33	François Clement Delaisse	44.220	55	Bertrand Semaille	45.646	43	55	Bertrand Semaille	2:11.336	2:11.526	43
44	26	Gilles Charpentier	41.870	26	Gilles Charpentier	44.345	26	Gilles Charpentier	46.103	44	26	Gilles Charpentier	2:12.318	2:12.628	44
45	21	Sylvio Bossi	41.936	21	Sylvio Bossi	44.656	21	Sylvio Bossi	46.249	45	21	Sylvio Bossi	2:12.841	2:13.350	45
46	13	Eric Pinson	42.562	13	Eric Pinson	45.475	13	Eric Pinson	46.999	46	13	Eric Pinson	2:15.036	2:15.806	46
47	50	Michel Morey	42.657	50	Michel Morey	45.717	50	Michel Morey	47.077	47	50	Michel Morey	2:15.451	2:16.059	47



**Autodromo Nazionale Monza****Caterham Cup 420R****Free Practice - 1****Best 5 Lap Times**

Cls	N°	Driver	Nat	Team	Nat	Vehicle	Cat	Cls	Best 1		Best 2		Best 3		Best 4		Best 5	
									Time	Lap	Time	Lap	Time	Lap	Time	Lap	Time	Lap
1	1	Mathys Jaubert	FRA	PALM	FRA	CATERHAM 420	A	1	2:06.138	13	2:06.552	9	2:06.884	7	2:07.454	14	2:08.045	10
2	20	Franck Chahinian	FRA	CCF	FRA	CATERHAM 420	A	2	2:06.138	11	2:06.381	12	2:06.597	13	2:08.078	6	2:09.145	7
3	9	Henri Bizet	FRA	PALM	FRA	CATERHAM 420	A	3	2:06.749	11	2:07.248	14	2:07.499	6	2:07.509	9	2:07.572	4
4	24	Bruno Noregral	FRA	PALM	FRA	CATERHAM 420	A	4	2:06.947	6	2:07.271	10	2:07.310	13	2:07.396	14	2:07.946	9
5	18	Jean-Michel Dallois	FRA	IND	FRA	CATERHAM 420	A	5	2:07.053	13	2:08.005	12	2:08.010	14	2:08.891	10	2:08.894	6
6	59	Tristan Clay	FRA	CCF	FRA	CATERHAM 420	A	6	2:07.113	6	2:07.309	11	2:07.343	12	2:07.363	7	2:07.418	9
7	19	Jeremy Azar	FRA	ROSSELS	FRA	CATERHAM 420	A	7	2:07.185	11	2:07.298	13	2:07.374	5	2:07.615	9	2:08.196	6
8	46	Olivier Forzano	FRA	PALM	FRA	CATERHAM 420	A	8	2:07.208	12	2:07.470	9	2:07.507	6	2:08.151	7	2:08.223	13
9	30	Gary Gachnang	FRA	PALM	FRA	CATERHAM 420	A	9	2:07.254	13	2:07.266	6	2:07.581	11	2:07.862	10	2:07.933	9
10	52	David Leguem	FRA	ST ELOI	FRA	CATERHAM 420	A	10	2:07.304	11	2:07.336	9	2:07.992	10	2:08.082	6	2:08.151	5
11	35	Bastien Gassin	FRA	ST ELOI	FRA	CATERHAM 420	A	11	2:07.319	9	2:07.506	11	2:07.589	10	2:08.099	6	2:08.131	7
12	12	Arnaud Griffon	FRA	CCF	FRA	CATERHAM 420	A	12	2:07.337	6	2:07.720	11	2:08.174	3	2:08.340	8	2:08.518	14
13	44	Alain Girardot	FRA	CCF	FRA	CATERHAM 420	B	1	2:07.390	10	2:07.451	11	2:07.934	7	2:08.039	9	2:08.249	6
14	60	Francis Chatelain	FRA	PALM	FRA	CATERHAM 420	B	2	2:07.596	10	2:08.241	11	2:08.281	6	2:08.473	4	2:08.556	5
15	80	Sebastien Montagne	FRA	ST ELOI	FRA	CATERHAM 420	A	13	2:07.631	14	2:07.691	10	2:08.175	11	2:08.417	12	2:08.537	9
16	86	Ugo Leboucher	FRA	ST ELOI	FRA	CATERHAM 420	A	14	2:07.811	14	2:08.181	13	2:08.707	10	2:09.024	12	2:09.228	11
17	23	Pascal Wehrlen	FRA	PALM	FRA	CATERHAM 420	B	3	2:07.885	6	2:08.141	10	2:08.196	13	2:08.229	7	2:08.295	5
18	16	Harold Huot	FRA	ROSSELS	FRA	CATERHAM 420	A	15	2:07.944	11	2:08.477	10	2:08.479	12	2:08.757	4	2:08.794	13
19	7	Henri Charpentier	FRA	CCF	FRA	CATERHAM 420	A	16	2:08.127	13	2:08.491	14	2:08.584	10	2:08.986	5	2:09.289	11
20	98	Olivier Guerin	FRA	CCF	FRA	CATERHAM 420	A	17	2:08.191	12	2:08.417	14	2:08.610	13	2:08.691	10	2:08.715	5
21	81	François-Xavier Fleury	FRA	ST ELOI	FRA	CATERHAM 420	A	18	2:08.208	9	2:08.255	13	2:08.283	10	2:09.430	8	2:10.163	6
22	69	Philippe Quetaud	FRA	CCF	FRA	CATERHAM 420	A	19	2:08.217	11	2:08.410	13	2:09.688	8	2:09.810	7	2:09.971	12
23	29	Eric Moussier	FRA	CCF	FRA	CATERHAM 420	A	20	2:08.296	13	2:08.571	12	2:08.628	9	2:08.863	10	2:09.116	11
24	40	Franck Labescat	FRA	CCF	FRA	CATERHAM 420	A	21	2:08.438	14	2:08.543	10	2:08.669	13	2:09.126	8	2:09.169	11
25	2	Hervé Cordel	FRA	CCF	FRA	CATERHAM 420	B	4	2:08.563	14	2:08.856	12	2:09.780	8	2:09.783	6	2:09.859	4
26	41	Pascal Meignan	FRA	ST ELOI	FRA	CATERHAM 420	B	5	2:08.581	13	2:08.666	12	2:08.976	9	2:09.000	11	2:09.252	10
27	63	Frédéric Allaire	FRA	ST ELOI	FRA	CATERHAM 420	A	22	2:08.647	14	2:08.823	10	2:09.071	12	2:09.254	13	2:09.307	9
28	71	Laurent Bouterin	FRA	IND	FRA	CATERHAM 420	A	23	2:08.785	14	2:08.917	12	2:09.670	11	2:09.820	9	2:11.191	6
29	27	Harald Mag	FRA	CCF	FRA	CATERHAM 420	A	24	2:08.854	12	2:10.556	10	2:10.566	14	2:10.723	5	2:10.806	13
30	3	Pierre-Emmanuel Dallois	FRA	IND	FRA	CATERHAM 420	A	25	2:08.855	12	2:08.926	11	2:08.929	13	2:09.172	4	2:09.289	10
31	66	Pierre Andre Nicolas	FRA	PALM	FRA	CATERHAM 420	A	26	2:08.876	12	2:08.945	14	2:08.957	10	2:09.078	9	2:09.984	11
32	32	Jean-Pierre Mignatelli	FRA	CCF	FRA	CATERHAM 420	B	6	2:09.220	9	2:09.687	10	2:10.318	8	2:10.826	13	2:10.876	4
33	211	Arnaud Trotin	FRA	ROSSELS	FRA	CATERHAM 420	A	27	2:09.324	10	2:09.388	12	2:09.410	11	2:09.552	13	2:09.675	8
34	92	Olivier Loi	FRA	ST ELOI	FRA	CATERHAM 420	B	7	2:09.372	12	2:09.636	11	2:09.926	6	2:10.142	13	2:10.314	4
35	87	Yann Gasparini	FRA	ST ELOI	FRA	CATERHAM 420	B	8	2:09.621	8	2:09.743	12	2:10.100	6	2:10.201	4	2:10.408	11
36	38	Claude Boueix	FRA	DOG RACING	FRA	CATERHAM 420	B	9	2:10.174	13	2:12.156	9	2:12.507	6	2:13.201	12	2:13.211	11
37	5	Pierre-Jean Reypin	FRA	ROSSELS	FRA	CATERHAM 420	A	28	2:10.260	10	2:10.662	12	2:11.303	7	2:11.642	13	2:11.715	4
38	77	Arnaud Mignatelli	FRA	CCF	FRA	CATERHAM 420	A	29	2:10.372	7	2:10.457	11	2:10.576	8	2:10.654	6	2:10.796	10
39	70	Thomas Bouterin	FRA	IND	FRA	CATERHAM 420	A	30	2:10.420	6	2:11.461	4	2:11.961	5	2:16.053	2	3:37.887	9
40	75	Alexandre Pinto	FRA	ST ELOI	FRA	CATERHAM 420	A	31	2:10.925	4	2:11.522	3	2:14.014	2				
41	72	Nicolas Cottancin	FRA	CCF	FRA	CATERHAM 420	A	32	2:11.189	9	2:11.575	12	2:11.870	8	2:11.899	11	2:12.124	7
42	33	François Clement Delaisse	FRA	CCF	FRA	CATERHAM 420	A	33	2:11.355	10	2:11.875	13	2:12.241	11	2:12.675	7	2:13.220	8
43	55	Bertrand Semaille	FRA	PALM	FRA	CATERHAM 420	A	34	2:11.526	13	2:12.197	3	2:12.308	11	2:12.435	9	2:12.616	4
44	26	Gilles Charpentier	FRA	CCF	FRA	CATERHAM 420	B	10	2:12.628	13	2:12.878	12	2:14.165	10	2:15.460	11	2:16.326	9
45	21	Sylvio Bossi	FRA	CCF	FRA	CATERHAM 420	B	11	2:13.350	13	2:13.847	9	2:14.039	10	2:15.053	5	2:15.111	7
46	13	Eric Pinson	FRA	ST ELOI	FRA	CATERHAM 420	A	35	2:15.806	13	2:17.668	12	2:17.923	11	2:20.954	6	2:22.517	8
47	50	Michel Morey	FRA	CCF	FRA	CATERHAM 420	B	12	2:16.059	5	2:16.398	6	2:18.977	11	2:19.378	7	2:20.016	9





Autodromo Nazionale Monza

Caterham Cup 420R

Free Practice - 1

Best 5 Top Speeds



Cls	N°	Driver	Nat	Team	Nat	Vehicle	Cat	Cls	Top 1		Top 2		Top 3		Top 4		Top 5		Avg
									Km/h	Lap	Km/h	Lap	Km/h	Lap	Km/h	Lap	Km/h	Lap	
1	211	Arnaud Trotin	FRA	ROSSELSP	FRA	CATERHAM 420	A	1	217.3	4	216.0	5	214.7	14	213.8	13	212.1	12	214.8
2	29	Eric Moussier	FRA	CCF	FRA	CATERHAM 420	A	2	216.8	9	216.4	10	216.0	13	213.4	6	213.4	7	215.2
3	3	Pierre-Emmanuel Dallois	FRA	IND	FRA	CATERHAM 420	A	3	216.4	13	215.5	9	215.1	7	215.1	11	214.7	4	215.3
4	20	Franck Chahinian	FRA	CCF	FRA	CATERHAM 420	A	4	216.4	12	214.7	4	214.7	11	213.4	5	212.1	6	214.2
5	24	Bruno Noregral	FRA	PALM	FRA	CATERHAM 420	A	5	216.4	6	216.4	8	216.0	12	215.5	14	212.5	9	215.4
6	27	Harald Mag	FRA	CCF	FRA	CATERHAM 420	A	6	216.4	10	211.7	9	211.3	3	211.3	8	208.4	5	211.8
7	1	Mathys Jaubert	FRA	PALM	FRA	CATERHAM 420	A	7	216.0	4	215.5	6	215.5	11	214.2	13	213.8	3	215.0
8	12	Arnaud Griffon	FRA	CCF	FRA	CATERHAM 420	A	8	216.0	11	214.2	13	211.7	7	211.7	8	210.5	14	212.8
9	40	Franck Labescat	FRA	CCF	FRA	CATERHAM 420	A	9	216.0	13	215.1	10	212.5	11	211.3	8	210.9	9	213.2
10	46	Olivier Forzano	FRA	PALM	FRA	CATERHAM 420	A	10	216.0	5	215.1	6	214.7	13	213.0	4	212.5	12	214.2
11	55	Bertrand Semaille	FRA	PALM	FRA	CATERHAM 420	A	11	216.0	6	213.0	10	211.7	9	210.9	8	207.2	3	211.8
12	5	Pierre-Jean Reyppin	FRA	ROSSELSP	FRA	CATERHAM 420	A	12	215.5	5	214.7	4	213.0	6	212.5	12	210.9	11	213.3
13	23	Pascal Wehrlen	FRA	PALM	FRA	CATERHAM 420	B	1	215.5	14	213.0	13	211.7	12	210.9	5	210.1	7	212.2
14	30	Gary Gachnang	FRA	PALM	FRA	CATERHAM 420	A	13	215.5	7	214.7	12	211.3	13	208.8	5	205.3	11	211.1
15	9	Henri Bizet	FRA	PALM	FRA	CATERHAM 420	A	14	215.1	11	212.5	6	210.9	4	210.1	7	210.1	10	211.7
16	18	Jean-Michel Dallois	FRA	IND	FRA	CATERHAM 420	A	15	215.1	15	214.7	12	214.2	13	213.8	9	213.8	10	214.3
17	19	Jeremy Azar	FRA	ROSSELSP	FRA	CATERHAM 420	A	16	215.1	10	214.7	13	213.8	11	211.3	5	210.9	6	213.2
18	60	Francis Chatelain	FRA	PALM	FRA	CATERHAM 420	B	2	215.1	8	215.1	11	214.2	7	212.1	5	212.1	10	213.7
19	2	Hervé Cordel	FRA	CCF	FRA	CATERHAM 420	B	3	214.7	11	213.8	6	211.7	10	211.7	12	210.9	13	212.6
20	59	Tristan Clay	FRA	CCF	FRA	CATERHAM 420	A	17	214.7	13	213.8	6	210.9	3	210.1	10	209.3	9	211.7
21	63	Frédéric Allaire	FRA	ST ELOI	FRA	CATERHAM 420	A	18	214.2	14	213.8	7	212.5	13	207.6	12	205.7	15	210.8
22	44	Alain Girardot	FRA	CCF	FRA	CATERHAM 420	B	4	213.8	10	211.7	7	211.7	9	209.3	8	207.2	11	210.7
23	77	Amaud Mignatelli	FRA	CCF	FRA	CATERHAM 420	A	19	213.8	6	213.8	9	213.4	7	213.4	10	212.5	8	213.4
24	98	Olivier Guerin	FRA	CCF	FRA	CATERHAM 420	A	20	213.8	14	211.7	12	210.1	4	209.7	13	209.3	11	210.9
25	71	Laurent Bouterin	FRA	IND	FRA	CATERHAM 420	A	21	213.4	10	212.1	15	211.7	14	210.9	9	210.9	11	211.8
26	87	Yann Gasparini	FRA	ST ELOI	FRA	CATERHAM 420	B	5	213.4	13	209.3	8	208.4	6	208.4	12	207.6	14	209.4
27	92	Olivier Loi	FRA	ST ELOI	FRA	CATERHAM 420	B	6	213.4	13	212.5	6	210.9	3	210.1	8	210.1	12	211.4
28	16	Harold Huot	FRA	ROSSELSP	FRA	CATERHAM 420	A	22	213.0	10	212.5	7	209.7	12	208.8	6	208.8	11	210.6
29	38	Claude Boueix	FRA	DOG RACING	FRA	CATERHAM 420	B	7	213.0	10	208.4	9	199.6	13	198.8	8	197.8	7	203.5
30	72	Nicolas Cottancin	FRA	CCF	FRA	CATERHAM 420	A	23	212.5	8	212.1	9	209.7	10	196.7	12	195.2	6	205.3
31	80	Sebastien Montagne	FRA	ST ELOI	FRA	CATERHAM 420	A	24	212.5	10	212.5	14	212.1	8	211.7	6	209.3	11	211.6
32	32	Jean-Pierre Mignatelli	FRA	CCF	FRA	CATERHAM 420	B	8	212.1	7	210.1	8	208.4	5	207.6	10	207.2	9	209.1
33	33	François Clement Delaïsse	FRA	CCF	FRA	CATERHAM 420	A	25	212.1	10	200.0	7	198.8	6	195.6	11	189.8	9	199.3
34	41	Pascal Meignan	FRA	ST ELOI	FRA	CATERHAM 420	B	9	212.1	5	210.5	6	208.8	7	207.6	4	206.8	8	209.2
35	7	Henri Charpentier	FRA	CCF	FRA	CATERHAM 420	A	26	211.7	12	210.1	11	209.3	7	207.2	8	205.3	10	208.7
36	86	Ugo Leboucher	FRA	ST ELOI	FRA	CATERHAM 420	A	27	211.7	8	205.7	7	203.7	10	202.6	9	202.2	13	205.2
37	35	Bastien Gassin	FRA	ST ELOI	FRA	CATERHAM 420	A	28	211.3	7	209.7	4	207.2	10	207.2	12	205.3	11	208.1
38	66	Pierre Andre Nicolas	FRA	PALM	FRA	CATERHAM 420	A	29	210.9	5	210.9	12	205.7	11	201.8	8	200.7	9	206.0
39	81	François-Xavier Fleury	FRA	ST ELOI	FRA	CATERHAM 420	A	30	209.7	9	208.4	13	202.6	11	202.2	10	201.1	8	204.8
40	21	Sylvio Bossi	FRA	CCF	FRA	CATERHAM 420	B	10	209.3	7	203.7	13	202.6	11	201.1	9	200.3	8	203.4
41	70	Thomas Bouterin	FRA	IND	FRA	CATERHAM 420	A	31	206.5	4	194.5	5	193.2	2	186.2	3	185.2	7	193.1
42	69	Philippe Quetaud	FRA	CCF	FRA	CATERHAM 420	A	32	205.3	9	203.3	8	198.5	12	198.5	13	192.8	11	199.7
43	52	David Leguem	FRA	ST ELOI	FRA	CATERHAM 420	A	33	204.5	11	203.3	9	202.6	4	200.7	12	200.0	10	202.2
44	75	Alexandre Pinto	FRA	ST ELOI	FRA	CATERHAM 420	A	34	202.6	5	198.8	3	198.1	4	173.3	2	106.5	1	175.9
45	13	Eric Pinson	FRA	ST ELOI	FRA	CATERHAM 420	A	35	200.3	14	200.0	13	198.5	12	197.8	7	192.8	10	197.9
46	50	Michel Morey	FRA	CCF	FRA	CATERHAM 420	B	11	200.3	8	199.2	10	193.8	13	189.8	6	189.4	5	194.5
47	26	Gilles Charpentier	FRA	CCF	FRA	CATERHAM 420	B	12	200.0	13	193.5	12	185.5	11	184.3	8	183.9	4	189.4



Autodromo Nazionale Monza


Caterham Cup 420R

Free Practice - 1

Fastest Laps Sequence



Lap	Time of Day	Session Time	N°	Driver	Nat	Team	Nat	Vehicle	Cat	Time	Km/h
2	13:30:41.001	4:41.001	29	Eric Moussier		CCF		CATERHAM 420	A	2:14.009	155.6
2	13:30:58.306	4:58.306	1	Mathys Jaubert		PALM		CATERHAM 420	A	2:11.035	159.1
2	13:30:59.937	4:59.937	9	Henri Bizet		PALM		CATERHAM 420	A	2:10.395	159.9
2	13:31:01.552	5:01.552	20	Franck Chahinian		CCF		CATERHAM 420	A	2:09.917	160.5
2	13:31:13.315	5:13.315	12	Arnaud Griffon		CCF		CATERHAM 420	A	2:09.700	160.7
2	13:31:35.111	5:35.111	19	Jeremy Azar		ROSSELSP		CATERHAM 420	A	2:09.521	161.0
3	13:33:07.503	7:07.503	1	Mathys Jaubert		PALM		CATERHAM 420	A	2:09.197	161.4
3	13:33:08.825	7:08.825	9	Henri Bizet		PALM		CATERHAM 420	A	2:08.888	161.8
3	13:33:21.489	7:21.489	12	Arnaud Griffon		CCF		CATERHAM 420	A	2:08.174	162.7
4	13:35:16.397	9:16.397	9	Henri Bizet		PALM		CATERHAM 420	A	2:07.572	163.4
5	13:38:01.042	12:01.042	19	Jeremy Azar		ROSSELSP		CATERHAM 420	A	2:07.374	163.7
6	13:39:38.012	13:38.012	30	Gary Gachnang		PALM		CATERHAM 420	A	2:07.266	163.8
6	13:39:40.256	13:40.256	59	Tristan Clay		CCF		CATERHAM 420	A	2:07.113	164.0
6	13:39:47.077	13:47.077	24	Bruno Noregral		PALM		CATERHAM 420	A	2:06.947	164.2
7	13:41:43.534	15:43.534	1	Mathys Jaubert		PALM		CATERHAM 420	A	2:06.884	164.3
9	13:46:00.985	20:00.985	1	Mathys Jaubert		PALM		CATERHAM 420	A	2:06.552	164.7
11	13:52:44.254	26:44.254	20	Franck Chahinian		CCF		CATERHAM 420	A	2:06.138	165.3




Autodromo Nazionale Monza
Caterham Cup 420R
Free Practice - 1
Event Best Maximum Speed



N°	Driver	Nat	Team	Nat	Vehicle	Cat	Clas	Km/h	Session
211	Arnaud Trotin	FRA	ROSSELSP	FRA	CATERHAM 420	A	1	217.3	Free Practice - 1
29	Eric Moussier	FRA	CCF	FRA	CATERHAM 420	A	2	216.8	Free Practice - 1
24	Bruno Noregral	FRA	PALM	FRA	CATERHAM 420	A	3	216.4	Free Practice - 1
27	Harald Mag	FRA	CCF	FRA	CATERHAM 420	A	4	216.4	Free Practice - 1
20	Franck Chahinian	FRA	CCF	FRA	CATERHAM 420	A	5	216.4	Free Practice - 1
3	Pierre-Emmanuel Dallois	FRA	IND	FRA	CATERHAM 420	A	6	216.4	Free Practice - 1
1	Mathys Jaubert	FRA	PALM	FRA	CATERHAM 420	A	7	216.0	Free Practice - 1
46	Olivier Forzano	FRA	PALM	FRA	CATERHAM 420	A	8	216.0	Free Practice - 1
55	Bertrand Semaille	FRA	PALM	FRA	CATERHAM 420	A	9	216.0	Free Practice - 1
12	Arnaud Griffon	FRA	CCF	FRA	CATERHAM 420	A	10	216.0	Free Practice - 1
40	Franck Labescat	FRA	CCF	FRA	CATERHAM 420	A	11	216.0	Free Practice - 1
5	Pierre-Jean Reypin	FRA	ROSSELSP	FRA	CATERHAM 420	A	12	215.5	Free Practice - 1
30	Gary Gachnang	FRA	PALM	FRA	CATERHAM 420	A	13	215.5	Free Practice - 1
23	Pascal Wehrlen	FRA	PALM	FRA	CATERHAM 420	B	1	215.5	Free Practice - 1
9	Henri Bizet	FRA	PALM	FRA	CATERHAM 420	A	14	215.1	Free Practice - 1
60	Francis Chatelain	FRA	PALM	FRA	CATERHAM 420	B	2	215.1	Free Practice - 1
19	Jeremy Azar	FRA	ROSSELSP	FRA	CATERHAM 420	A	15	215.1	Free Practice - 1
18	Jean-Michel Dallois	FRA	IND	FRA	CATERHAM 420	A	16	215.1	Free Practice - 1
2	Hervé Cordel	FRA	CCF	FRA	CATERHAM 420	B	3	214.7	Free Practice - 1
59	Tristan Clay	FRA	CCF	FRA	CATERHAM 420	A	17	214.7	Free Practice - 1
63	Frédéric Allaire	FRA	ST ELOI	FRA	CATERHAM 420	A	18	214.2	Free Practice - 1
77	Arnaud Mignatelli	FRA	CCF	FRA	CATERHAM 420	A	19	213.8	Free Practice - 1
44	Alain Girardot	FRA	CCF	FRA	CATERHAM 420	B	4	213.8	Free Practice - 1
98	Olivier Guerin	FRA	CCF	FRA	CATERHAM 420	A	20	213.8	Free Practice - 1
71	Laurent Bouterin	FRA	IND	FRA	CATERHAM 420	A	21	213.4	Free Practice - 1
87	Yann Gasparini	FRA	ST ELOI	FRA	CATERHAM 420	B	5	213.4	Free Practice - 1
92	Olivier Loi	FRA	ST ELOI	FRA	CATERHAM 420	B	6	213.4	Free Practice - 1
38	Claude Boueix	FRA	DOG RACING	FRA	CATERHAM 420	B	7	213.0	Free Practice - 1
16	Harold Huot	FRA	ROSSELSP	FRA	CATERHAM 420	A	22	213.0	Free Practice - 1
72	Nicolas Cottancin	FRA	CCF	FRA	CATERHAM 420	A	23	212.5	Free Practice - 1
80	Sebastien Montagne	FRA	ST ELOI	FRA	CATERHAM 420	A	24	212.5	Free Practice - 1
41	Pascal Meignan	FRA	ST ELOI	FRA	CATERHAM 420	B	8	212.1	Free Practice - 1
32	Jean-Pierre Mignatelli	FRA	CCF	FRA	CATERHAM 420	B	9	212.1	Free Practice - 1
33	François Clement Delaisse	FRA	CCF	FRA	CATERHAM 420	A	25	212.1	Free Practice - 1
86	Ugo Leboucher	FRA	ST ELOI	FRA	CATERHAM 420	A	26	211.7	Free Practice - 1
7	Henri Charpentier	FRA	CCF	FRA	CATERHAM 420	A	27	211.7	Free Practice - 1
35	Bastien Gassin	FRA	ST ELOI	FRA	CATERHAM 420	A	28	211.3	Free Practice - 1
66	Pierre Andre Nicolas	FRA	PALM	FRA	CATERHAM 420	A	29	210.9	Free Practice - 1
81	François-Xavier Fleury	FRA	ST ELOI	FRA	CATERHAM 420	A	30	209.7	Free Practice - 1
21	Sylvio Bossi	FRA	CCF	FRA	CATERHAM 420	B	10	209.3	Free Practice - 1
70	Thomas Bouterin	FRA	IND	FRA	CATERHAM 420	A	31	206.5	Free Practice - 1
69	Philippe Quetaud	FRA	CCF	FRA	CATERHAM 420	A	32	205.3	Free Practice - 1
52	David Leguem	FRA	ST ELOI	FRA	CATERHAM 420	A	33	204.5	Free Practice - 1
75	Alexandre Pinto	FRA	ST ELOI	FRA	CATERHAM 420	A	34	202.6	Free Practice - 1
50	Michel Morey	FRA	CCF	FRA	CATERHAM 420	B	11	200.3	Free Practice - 1
13	Eric Pinson	FRA	ST ELOI	FRA	CATERHAM 420	A	35	200.3	Free Practice - 1
26	Gilles Charpentier	FRA	CCF	FRA	CATERHAM 420	B	12	200.0	Free Practice - 1





Autodromo Nazionale Monza

Caterham Cup 420R

Free Practice - 1

Pit Stop Analysis



5 Pierre-Jean Reypin CATERHAM 420 R

A ROSSELSP

N°	In Day Time	In Time	Out Time	Pit Time	T. Pit Time	Handicap	Penalty
1	13:44:50.392	13:44:50.392	13:46:37.594	1:47.202	1:47.202		

16 Harold Huot CATERHAM 420 R

A ROSSELSP

N°	In Day Time	In Time	Out Time	Pit Time	T. Pit Time	Handicap	Penalty
1	13:42:00.454	13:42:00.454	13:44:27.469	2:27.015	2:27.015		

19 Jeremy Azar CATERHAM 420 R

A ROSSELSP

N°	In Day Time	In Time	Out Time	Pit Time	T. Pit Time	Handicap	Penalty
1	13:42:22.439	13:42:22.439	13:44:26.637	2:04.198	2:04.198		

20 Franck Chahinian CATERHAM 420 R

A CCF

N°	In Day Time	In Time	Out Time	Pit Time	T. Pit Time	Handicap	Penalty
1	13:44:04.361	13:44:04.361	13:46:22.748	2:18.387	2:18.387		

21 Sylvio Bossi CATERHAM 420 R

B CCF

N°	In Day Time	In Time	Out Time	Pit Time	T. Pit Time	Handicap	Penalty
1	13:51:49.761	13:51:49.761	13:53:03.439	1:13.678	1:13.678		

29 Eric Moussier CATERHAM 420 R

A CCF

N°	In Day Time	In Time	Out Time	Pit Time	T. Pit Time	Handicap	Penalty
1	13:41:40.406	13:41:40.406	13:43:22.219	1:41.813	1:41.813		

32 Jean-Pierre Mignatelli CATERHAM 420 R

B CCF

N°	In Day Time	In Time	Out Time	Pit Time	T. Pit Time	Handicap	Penalty
1	13:37:57.097	13:37:57.097	13:38:58.280	1:01.183	1:01.183		

35 Bastien Gassin CATERHAM 420 R

A ST ELOI

N°	In Day Time	In Time	Out Time	Pit Time	T. Pit Time	Handicap	Penalty
1	13:52:38.638	13:52:38.638	13:54:00.836	1:22.198	1:22.198		

52 David Leguem CATERHAM 420 R

A ST ELOI

N°	In Day Time	In Time	Out Time	Pit Time	T. Pit Time	Handicap	Penalty
1	13:52:30.181	13:52:30.181	13:53:40.853	1:10.672	1:10.672		

69 Philippe Quetaud CATERHAM 420 R

A CCF

N°	In Day Time	In Time	Out Time	Pit Time	T. Pit Time	Handicap	Penalty
1	13:46:41.185	13:46:41.185	13:47:39.087	57.902	57.902		

70 Thomas Bouterin CATERHAM 420 R

A IND

N°	In Day Time	In Time	Out Time	Pit Time	T. Pit Time	Handicap	Penalty
1	13:45:10.135	13:45:10.135	13:51:04.468	5:54.333	5:54.333		

72 Nicolas Cottancin CATERHAM 420 R

A CCF

N°	In Day Time	In Time	Out Time	Pit Time	T. Pit Time	Handicap	Penalty
1	13:29:22.138	13:29:22.138	13:31:21.895	1:59.757	1:59.757		

81 François-Xavier Fleury CATERHAM 420 R

A ST ELOI

N°	In Day Time	In Time	Out Time	Pit Time	T. Pit Time	Handicap	Penalty
1	13:51:20.222	13:51:20.222	13:52:35.144	1:14.922	1:14.922		

92 Olivier Loi CATERHAM 420 R

B ST ELOI

N°	In Day Time	In Time	Out Time	Pit Time	T. Pit Time	Handicap	Penalty
1	13:46:23.860	13:46:23.860	13:48:15.636	1:51.776	1:51.776		

211 Arnaud Trotin CATERHAM 420 R

A ROSSELSP

N°	In Day Time	In Time	Out Time	Pit Time	T. Pit Time	Handicap	Penalty
1	13:40:21.984	13:40:21.984	13:42:01.083	1:39.099	1:39.099		

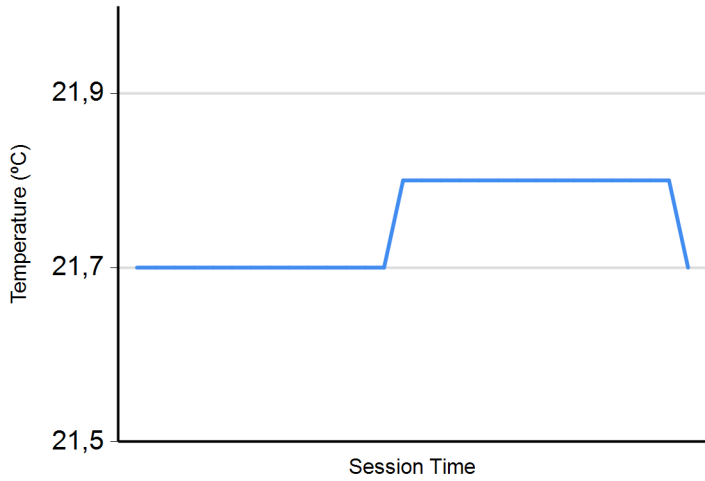




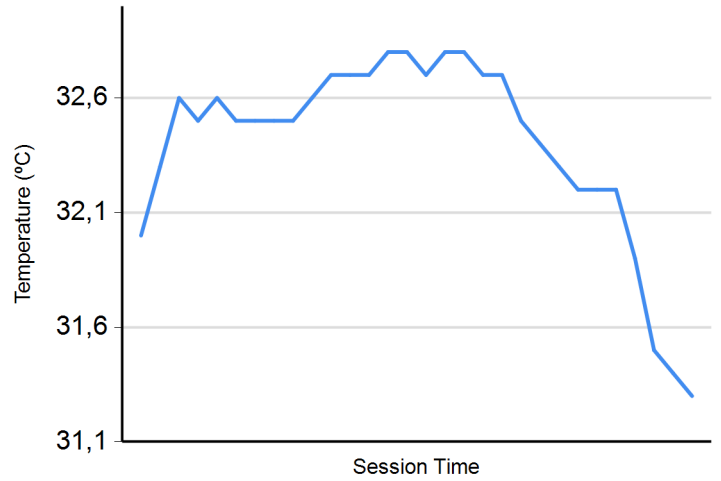
Autodromo Nazionale Monza
 Caterham Cup 420R
 Free Practice - 1
 Weather Report



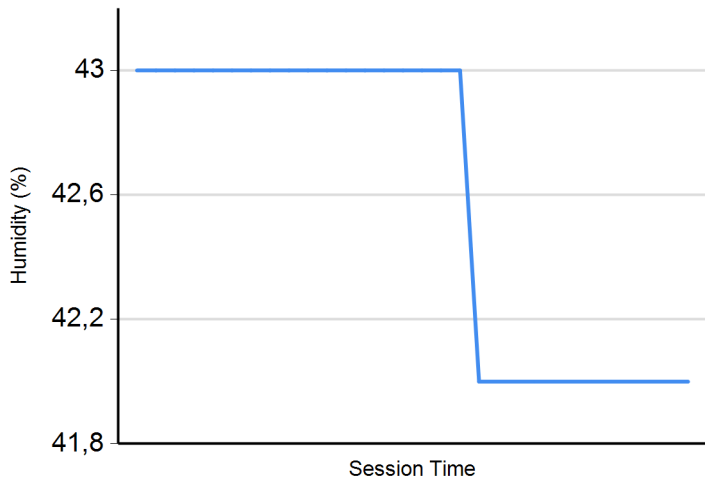
Air Temperature



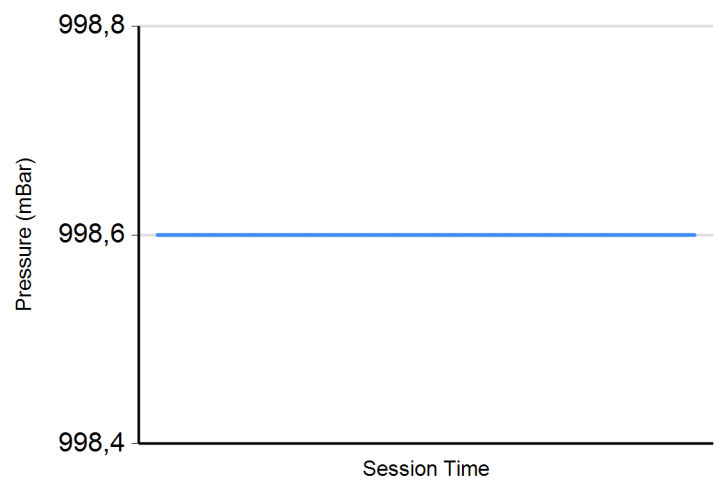
Track Temperature



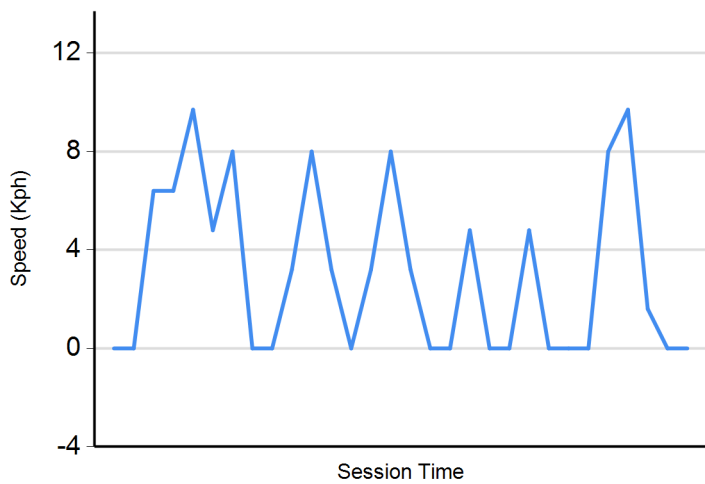
Humidity



Pressure



Wind Speed



Wind direction

North = 0°/360° Est = 90° South = 180° West = 270°

