



**Autodromo Nazionale Monza**  
**Caterham Cup 420R**  
**Qualifying - 1**  
**Provisional Results**




Clas	Nº	Driver	Nat	Team	Nat	Vehicle	Cat	Clas	Laps	Best	Time	Gap	Interval	Km/h
1	29	Eric Moussier	FRA	CCF	FRA	CATERHAM 420 R	A	1	9	8	2:07.934			163.0
2	20	Franck Chahinian	FRA	CCF	FRA	CATERHAM 420 R	A	2	9	8	2:08.372	0.438	0.438	162.4
3	51	Vincent Beltoise	FRA	CCF	FRA	CATERHAM 420 R	A	3	9	8	2:08.741	0.807	0.369	161.9
4	18	Jean-Michel Dallois	FRA	IND	FRA	CATERHAM 420 R	A	4	9	8	2:08.978	1.044	0.237	161.6
5	1	Mathys Jaubert	FRA	PALM	FRA	CATERHAM 420 R	A	5	10	9	2:08.997	1.063	0.019	161.6
6	19	Jeremy Azar	FRA	ROSSELSP	FRA	CATERHAM 420 R	A	6	10	9	2:09.389	1.455	0.392	161.1
7	24	Bruno Noregral	FRA	PALM	FRA	CATERHAM 420 R	A	7	10	9	2:09.544	1.610	0.155	160.9
8	23	Pascal Wehrlen	FRA	PALM	FRA	CATERHAM 420 R	B	1	10	9	2:09.688	1.754	0.144	160.8
9	41	Pascal Meignan	FRA	ST ELOI	FRA	CATERHAM 420 R	B	2	10	9	2:09.780	1.846	0.092	160.6
10	52	David Leguem	FRA	ST ELOI	FRA	CATERHAM 420 R	A	8	10	9	2:09.840	1.906	0.060	160.6
11	46	Olivier Forzano	FRA	PALM	FRA	CATERHAM 420 R	A	9	10	9	2:09.913	1.979	0.073	160.5
12	16	Harold Huot	FRA	ROSSELSP	FRA	CATERHAM 420 R	A	10	10	9	2:09.969	2.035	0.056	160.4
13	211	Arnaud Trotin	FRA	ROSSELSP	FRA	CATERHAM 420 R	A	11	10	9	2:10.078	2.144	0.109	160.3
14	40	Franck Labescat	FRA	CCF	FRA	CATERHAM 420 R	A	12	10	9	2:10.138	2.204	0.060	160.2
15	60	Francis Chatelain	FRA	PALM	FRA	CATERHAM 420 R	B	3	10	9	2:10.276	2.342	0.138	160.0
16	86	Ugo Leboucher	FRA	ST ELOI	FRA	CATERHAM 420 R	A	13	10	9	2:10.298	2.364	0.022	160.0
17	69	Philippe Quetaud	FRA	CCF	FRA	CATERHAM 420 R	A	14	10	9	2:10.360	2.426	0.062	159.9
18	66	Pierre Andre Nicolas	FRA	PALM	FRA	CATERHAM 420 R	A	15	10	9	2:10.474	2.540	0.114	159.8
19	59	Tristan Clay	FRA	CCF	FRA	CATERHAM 420 R	A	16	10	8	2:10.518	2.584	0.044	159.7
20	44	Alain Girardot	FRA	CCF	FRA	CATERHAM 420 R	B	4	10	9	2:10.595	2.661	0.077	159.6
21	63	Frédéric Allaire	FRA	ST ELOI	FRA	CATERHAM 420 R	A	17	9	8	2:10.683	2.749	0.088	159.5
22	3	Pierre-Emmanuel Dallois	FRA	IND	FRA	CATERHAM 420 R	A	18	9	8	2:10.798	2.864	0.115	159.4
23	75	Alexandre Pinto	FRA	ST ELOI	FRA	CATERHAM 420 R	A	19	10	9	2:11.157	3.223	0.359	159.0
24	71	Laurent Bouterin	FRA	IND	FRA	CATERHAM 420 R	A	20	10	9	2:11.276	3.342	0.119	158.8
25	30	Gary Gachnang	FRA	PALM	FRA	CATERHAM 420 R	A	21	10	8	2:11.293	3.359	0.017	158.8
26	7	Henri Charpentier	FRA	CCF	FRA	CATERHAM 420 R	A	22	9	8	2:11.395	3.461	0.102	158.7
27	92	Olivier Loi	FRA	ST ELOI	FRA	CATERHAM 420 R	B	5	10	9	2:11.406	3.472	0.011	158.7
28	77	Arnaud Mignatelli	FRA	CCF	FRA	CATERHAM 420 R	A	23	10	9	2:11.430	3.496	0.024	158.6
29	70	Thomas Bouterin	FRA	IND	FRA	CATERHAM 420 R	A	24	10	9	2:11.623	3.689	0.193	158.4
30	80	Sebastien Montagne	FRA	ST ELOI	FRA	CATERHAM 420 R	A	25	10	9	2:11.661	3.727	0.038	158.3
31	35	Bastien Gassin	FRA	ST ELOI	FRA	CATERHAM 420 R	A	26	9	6	2:11.847	3.913	0.186	158.1
32	98	Olivier Guerin	FRA	CCF	FRA	CATERHAM 420 R	A	27	10	9	2:12.024	4.090	0.177	157.9
33	9	Henri Bizet	FRA	PALM	FRA	CATERHAM 420 R	A	28	10	9	2:12.111	4.177	0.087	157.8
34	81	François-Xavier Fleury	FRA	ST ELOI	FRA	CATERHAM 420 R	A	29	10	9	2:12.150	4.216	0.039	157.8
35	2	Hervé Cordel	FRA	CCF	FRA	CATERHAM 420 R	B	6	9	8	2:12.340	4.406	0.190	157.5
36	12	Arnaud Griffon	FRA	CCF	FRA	CATERHAM 420 R	A	30	10	7	2:12.675	4.741	0.335	157.1
37	55	Bertrand Semaille	FRA	PALM	FRA	CATERHAM 420 R	A	31	9	8	2:12.882	4.948	0.207	156.9
38	27	Harald Mag	FRA	CCF	FRA	CATERHAM 420 R	A	32	9	8	2:14.926	6.992	2.044	154.5
39	5	Pierre-Jean Reyppin	FRA	ROSSELSP	FRA	CATERHAM 420 R	A	33	9	8	2:15.370	7.436	0.444	154.0
40	87	Yann Gasparini	FRA	ST ELOI	FRA	CATERHAM 420 R	B	7	9	8	2:15.519	7.585	0.149	153.8
41	32	Jean-Pierre Mignatelli	FRA	CCF	FRA	CATERHAM 420 R	B	8	9	8	2:15.753	7.819	0.234	153.6
42	33	François Clement Delaisse	FRA	CCF	FRA	CATERHAM 420 R	A	34	9	7	2:16.015	8.081	0.262	153.3
43	72	Nicolas Cottancin	FRA	CCF	FRA	CATERHAM 420 R	A	35	8	7	2:18.490	10.556	2.475	150.5
44	21	Sylvio Bossi	FRA	CCF	FRA	CATERHAM 420 R	B	9	9	8	2:19.331	11.397	0.841	149.6
45	26	Gilles Charpentier	FRA	CCF	FRA	CATERHAM 420 R	B	10	9	8	2:19.458	11.524	0.127	149.5
46	38	Claude Boueix	FRA	DOG RACING	FRA	CATERHAM 420 R	B	11	9	8	2:19.598	11.664	0.140	149.3
47	50	Michel Morey	FRA	CCF	FRA	CATERHAM 420 R	B	12	9	6	2:28.891	20.957	9.293	140.0
48	13	Eric Pinson	FRA	ST ELOI	FRA	CATERHAM 420 R	A	36	8	7	2:29.856	21.922	0.965	139.1

**\* PENALTIES**


CARS #3 - #5 - #20 - #21 - #23 - #24 - #50 - #70 - #72 - #73 - SOME LAP TIMES DELETED DUE TO TRACK LIMITS

Published at:.....

Track Temp: 16.0 °C Air Temp: 15.4 °C Humidity: 80 % Track Status: WET

<b>Stewards:</b>	<b>Race Director:</b>	<b>Timekeeper:</b>  Luis Angel Garcia Nufez JOB/I-0030-ESP
------------------	-----------------------	--





# Autodromo Nazionale Monza

## Caterham Cup 420R

### Qualifying - 1

#### Provisional Results by Category



Clas	Nº	Driver	Nat	Team	Nat	Vehicle	Cat	Clas	Laps	Best	Time	Gap	Interval	Km/h
<b>A</b>														
1	29	Eric Moussier	FRA	CCF	FRA	CATERHAM 420 R	A	1	9	8	2:07.934			163.0
2	20	Franck Chahinian	FRA	CCF	FRA	CATERHAM 420 R	A	2	9	8	2:08.372	0.438	0.438	162.4
3	51	Vincent Beltoise	FRA	CCF	FRA	CATERHAM 420 R	A	3	9	8	2:08.741	0.807	0.369	161.9
4	18	Jean-Michel Dallois	FRA	IND	FRA	CATERHAM 420 R	A	4	9	8	2:08.978	1.044	0.237	161.6
5	1	Mathys Jaubert	FRA	PALM	FRA	CATERHAM 420 R	A	5	10	9	2:08.997	1.063	0.019	161.6
6	19	Jeremy Azar	FRA	ROSSELSP	FRA	CATERHAM 420 R	A	6	10	9	2:09.389	1.455	0.392	161.1
7	24	Bruno Noregral	FRA	PALM	FRA	CATERHAM 420 R	A	7	10	9	2:09.544	1.610	0.155	160.9
8	52	David Leguem	FRA	ST ELOI	FRA	CATERHAM 420 R	A	8	10	9	2:09.840	1.906	0.296	160.6
9	46	Olivier Forzano	FRA	PALM	FRA	CATERHAM 420 R	A	9	10	9	2:09.913	1.979	0.073	160.5
10	16	Harold Huot	FRA	ROSSELSP	FRA	CATERHAM 420 R	A	10	10	9	2:09.969	2.035	0.056	160.4
11	211	Arnaud Trotin	FRA	ROSSELSP	FRA	CATERHAM 420 R	A	11	10	9	2:10.078	2.144	0.109	160.3
12	40	Franck Labescat	FRA	CCF	FRA	CATERHAM 420 R	A	12	10	9	2:10.138	2.204	0.060	160.2
13	86	Ugo Leboucher	FRA	ST ELOI	FRA	CATERHAM 420 R	A	13	10	9	2:10.298	2.364	0.160	160.0
14	69	Philippe Quetaud	FRA	CCF	FRA	CATERHAM 420 R	A	14	10	9	2:10.360	2.426	0.062	159.9
15	66	Pierre Andre Nicolas	FRA	PALM	FRA	CATERHAM 420 R	A	15	10	9	2:10.474	2.540	0.114	159.8
16	59	Tristan Clay	FRA	CCF	FRA	CATERHAM 420 R	A	16	10	8	2:10.518	2.584	0.044	159.7
17	63	Frédéric Allaire	FRA	ST ELOI	FRA	CATERHAM 420 R	A	17	9	8	2:10.683	2.749	0.165	159.5
18	3	Pierre-Emmanuel Dallois	FRA	IND	FRA	CATERHAM 420 R	A	18	9	8	2:10.798	2.864	0.115	159.4
19	75	Alexandre Pinto	FRA	ST ELOI	FRA	CATERHAM 420 R	A	19	10	9	2:11.157	3.223	0.359	159.0
20	71	Laurent Bouterin	FRA	IND	FRA	CATERHAM 420 R	A	20	10	9	2:11.276	3.342	0.119	158.8
21	30	Gary Gachnang	FRA	PALM	FRA	CATERHAM 420 R	A	21	10	8	2:11.293	3.359	0.017	158.8
22	7	Henri Charpentier	FRA	CCF	FRA	CATERHAM 420 R	A	22	9	8	2:11.395	3.461	0.102	158.7
23	77	Arnaud Mignatelli	FRA	CCF	FRA	CATERHAM 420 R	A	23	10	9	2:11.430	3.496	0.035	158.6
24	70	Thomas Bouterin	FRA	IND	FRA	CATERHAM 420 R	A	24	10	9	2:11.623	3.689	0.193	158.4
25	80	Sebastien Montagne	FRA	ST ELOI	FRA	CATERHAM 420 R	A	25	10	9	2:11.661	3.727	0.038	158.3
26	35	Bastien Gassin	FRA	ST ELOI	FRA	CATERHAM 420 R	A	26	9	6	2:11.847	3.913	0.186	158.1
27	98	Olivier Guerin	FRA	CCF	FRA	CATERHAM 420 R	A	27	10	9	2:12.024	4.090	0.177	157.9
28	9	Henri Bizet	FRA	PALM	FRA	CATERHAM 420 R	A	28	10	9	2:12.111	4.177	0.087	157.8
29	81	François-Xavier Fleury	FRA	ST ELOI	FRA	CATERHAM 420 R	A	29	10	9	2:12.150	4.216	0.039	157.8
30	12	Arnaud Griffon	FRA	CCF	FRA	CATERHAM 420 R	A	30	10	7	2:12.675	4.741	0.525	157.1
31	55	Bertrand Semaille	FRA	PALM	FRA	CATERHAM 420 R	A	31	9	8	2:12.882	4.948	0.207	156.9
32	27	Harald Mag	FRA	CCF	FRA	CATERHAM 420 R	A	32	9	8	2:14.926	6.992	2.044	154.5
33	5	Pierre-Jean Reyppin	FRA	ROSSELSP	FRA	CATERHAM 420 R	A	33	9	8	2:15.370	7.436	0.444	154.0
34	33	François Clement Delaisse	FRA	CCF	FRA	CATERHAM 420 R	A	34	9	7	2:16.015	8.081	0.645	153.3
35	72	Nicolas Cottancin	FRA	CCF	FRA	CATERHAM 420 R	A	35	8	7	2:18.490	10.556	2.475	150.5
36	13	Eric Pinson	FRA	ST ELOI	FRA	CATERHAM 420 R	A	36	8	7	2:29.856	21.922	11.366	139.1
<b>B</b>														
1	23	Pascal Wehrlen	FRA	PALM	FRA	CATERHAM 420 R	B	1	10	9	2:09.688			160.8
2	41	Pascal Meignan	FRA	ST ELOI	FRA	CATERHAM 420 R	B	2	10	9	2:09.780	0.092	0.092	160.6
3	60	Francis Chatelain	FRA	PALM	FRA	CATERHAM 420 R	B	3	10	9	2:10.276	0.588	0.496	160.0
4	44	Alain Girardot	FRA	CCF	FRA	CATERHAM 420 R	B	4	10	9	2:10.595	0.907	0.319	159.6
5	92	Olivier Loi	FRA	ST ELOI	FRA	CATERHAM 420 R	B	5	10	9	2:11.406	1.718	0.811	158.7
6	2	Hervé Cordel	FRA	CCF	FRA	CATERHAM 420 R	B	6	9	8	2:12.340	2.652	0.934	157.5
7	87	Yann Gasparini	FRA	ST ELOI	FRA	CATERHAM 420 R	B	7	9	8	2:15.519	5.831	3.179	153.8
8	32	Jean-Pierre Mignatelli	FRA	CCF	FRA	CATERHAM 420 R	B	8	9	8	2:15.753	6.065	0.234	153.6
9	21	Sylvio Bossi	FRA	CCF	FRA	CATERHAM 420 R	B	9	9	8	2:19.331	9.643	3.578	149.6
10	26	Gilles Charpentier	FRA	CCF	FRA	CATERHAM 420 R	B	10	9	8	2:19.458	9.770	0.127	149.5
11	38	Claude Boueix	FRA	DOG RACING	FRA	CATERHAM 420 R	B	11	9	8	2:19.598	9.910	0.140	149.3
12	50	Michel Morey	FRA	CCF	FRA	CATERHAM 420 R	B	12	9	6	2:28.891	19.203	9.293	140.0


Published at:.....

Track Temp: 16.0 °C Air Temp: 15.4 °C Humidity: 80 % Track Status: WET

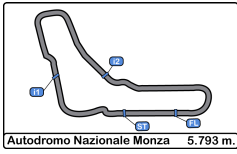
Stewards:

Race Director:

Timekeeper:

  
Luis Angel Garcia Nufez  
JOB/I-0030-ESP





**Autodromo Nazionale Monza**  
**Caterham Cup 420R**  
**Qualifying - 1**  
**Provisional Results by Category**



**\* PENALTIES**

CARS #3 - #5 - #20 - #21 - #23 - #24 - #50 - #70 - #72 - #73 - SOME LAP TIMES DELETED DUE TO TRACK LIMITS

Published at:.....

Track Temp: **16.0 °C** Air Temp: **15.4 °C** Humidity: **80 %** Track Status: **WET**

**Stewards:**

**Race Director:**

**Timekeeper:**

  
 Luis Angel Garcia Nuñez  
 JOB/I-0030-ESP




**YOKOHAMA**

**MOTUL**

**GT2i**


*Depance!*



**Autodromo Nazionale Monza**  
**Caterham Cup 420R**  
**Qualifying - 1**  
**Lap Analysis**



1 Mathys Jaubert CATERHAM 420 R							7 Henri Charpentier CATERHAM 420 R								
A PALM							A CCF								
Lap	D	Time	Sector 1	Sector 2	Sector 3	T. Spd	Elapsed	Lap	D	Time	Sector 1	Sector 2	Sector 3	T. Spd	Elapsed
1		9:02:46.265	9:01:00.918	52.142	53.205	90.7	9:02:46.265	1		9:03:44.216	9:01:46.866	59.080	58.270	110.7	9:03:44.216
2		2:21.397	43.963	48.654	48.780	196.0	9:05:07.662	2		2:32.038	49.132	50.789	52.117	151.2	9:06:16.254
3		2:21.670	43.767	47.879	50.024	199.2	9:07:29.332	3		2:24.394	45.625	49.017	49.752	159.2	9:08:40.648
4		2:22.162	43.311	48.731	50.120	186.5	9:09:51.494	4		2:22.920	45.783	48.047	49.090	183.3	9:11:03.568
5		2:15.064	42.753	45.366	46.945	184.3	9:12:06.558	5		2:20.259	44.736	48.028	47.495	179.1	9:13:23.827
6		2:27.789	45.442	52.749	49.598	176.4	9:14:34.347	6		2:15.415	43.093	45.646	46.676	188.1	9:15:39.242
7		2:10.335	41.822	43.775	44.738	206.8	9:16:44.682	7		2:13.322	42.389	45.062	45.871	197.0	9:17:52.564
8		2:10.068	41.509	44.031	44.528	190.1	9:18:54.750	8		2:11.395	41.676	44.873	44.846	202.6	9:20:03.959
9		2:08.997	41.450	43.105	44.442	212.5	9:21:03.747	9		2:27.861 P	42.914	46.432	58.515	168.2	9:22:31.820
10		2:35.547 P	45.648	49.948	59.951	150.6	9:23:39.294								
2 Hervé Cordel CATERHAM 420 R							9 Henri Bizet CATERHAM 420 R								
B CCF							A PALM								
Lap	D	Time	Sector 1	Sector 2	Sector 3	T. Spd	Elapsed	Lap	D	Time	Sector 1	Sector 2	Sector 3	T. Spd	Elapsed
1		9:03:43.869	9:01:42.969	1:01.426	59.474	106.2	9:03:43.869	1		9:02:49.740	9:01:05.957	52.966	50.817	90.9	9:02:49.740
2		2:32.540	48.069	51.809	52.662	154.5	9:06:16.409	2		2:22.088	44.844	48.784	48.460	184.6	9:05:11.828
3		2:24.573	44.755	49.274	50.544	167.9	9:08:40.982	3		2:46.647	42.915	1:14.022	49.710	200.7	9:07:58.475
4		2:21.826	44.946	48.145	48.735	160.4	9:11:02.808	4		2:18.202	43.367	46.384	48.451	196.7	9:10:16.677
5		2:18.652	43.796	46.778	48.078	179.1	9:13:21.460	5		2:24.509	43.500	53.784	47.225	182.7	9:12:41.186
6		2:16.384	43.042	45.828	47.514	187.8	9:15:37.844	6		2:15.021	42.695	45.827	46.499	182.1	9:14:56.207
7		2:13.181	42.232	44.889	46.060	191.8	9:17:51.025	7		2:14.273	43.330	45.011	45.932	184.3	9:17:10.480
8		2:12.340	42.109	44.216	46.015	196.0	9:20:03.365	8		2:12.980	43.158	44.357	45.465	170.0	9:19:23.460
9		2:47.885 P	47.363	52.596	1:07.926	165.3	9:22:51.250	9		2:12.111	41.643	43.964	46.504	210.1	9:21:35.571
10								10		3:09.532 P	46.730	51.104	1:31.698	163.1	9:24:45.103
3 Pierre-Emmanuel Dallois CATERHAM 420 R							12 Arnaud Griffon CATERHAM 420 R								
A IND							A CCF								
Lap	D	Time	Sector 1	Sector 2	Sector 3	T. Spd	Elapsed	Lap	D	Time	Sector 1	Sector 2	Sector 3	T. Spd	Elapsed
1		9:04:18.825	9:02:30.362	55.061	53.402	90.6	9:04:18.825	1		9:02:58.951	9:01:09.059	55.577	54.315	86.0	9:02:58.951
2		2:28.985	47.412	52.603	48.970	167.9	9:06:47.810	2		2:39.373	46.884	1:00.178	52.311	159.0	9:05:38.324
3		2:17.690	44.125	45.714	47.851	195.6	9:09:05.500	3		2:27.120	46.197	51.125	49.798	168.2	9:08:05.444
4		2:16.843	43.890	46.008	46.945	169.2	9:11:22.343	4		2:20.176	44.751	47.723	47.702	163.1	9:10:25.620
5		2:14.719	43.169	45.478	46.072	186.5	9:13:37.062	5		2:17.633	43.677	46.168	47.788	167.4	9:12:43.253
6		2:14.780	42.705	45.142	46.933	208.8	9:15:51.842	6		2:14.947	42.544	45.919	46.484	205.7	9:14:58.200
7		2:13.392	41.946	45.522	45.924	203.3	9:18:05.234	7		2:12.675	42.360	44.844	45.471	181.2	9:17:10.875
8		2:10.798	41.976	43.747	45.075	210.1	9:20:16.032	8		2:12.676	41.795	44.604	46.277	205.3	9:19:23.551
9		3:00.407 P	47.202	55.258	1:17.947	181.5	9:23:16.439	9		2:13.618	41.548	43.603	48.467	197.8	9:21:37.169
10								10		3:24.602 P	52.326	51.701	1:40.575	147.3	9:25:01.771
5 Pierre-Jean Reypin CATERHAM 420 R							13 Eric Pinson CATERHAM 420 R								
A ROSSELSP							A ST ELOI								
Lap	D	Time	Sector 1	Sector 2	Sector 3	T. Spd	Elapsed	Lap	D	Time	Sector 1	Sector 2	Sector 3	T. Spd	Elapsed
1		9:03:35.112	9:01:41.320	59.742	54.050	112.7	9:03:35.112	1		9:04:42.871	9:02:35.410	1:02.753	1:04.708	98.2	9:04:42.871
2		2:28.226	46.912	50.483	50.831	170.3	9:06:03.338	2		2:55.447	53.153	58.600	1:03.694	148.5	9:07:38.318
3		2:26.486	45.647	51.432	49.407	167.4	9:08:29.824	3		2:49.287	52.909	55.636	1:00.742	143.4	9:10:27.605
4		2:21.185	44.235	48.036	48.914	190.8	9:10:51.009	4		2:49.278	52.200	55.591	1:01.487	158.1	9:13:16.883
5		2:22.486	47.085	47.415	47.985	189.4	9:13:13.494	5		2:44.190	51.415	55.759	57.016	156.5	9:16:01.073
6		2:15.885	43.177	45.871	46.837	182.1	9:15:29.379	6		2:32.794	48.313	51.367	53.114	169.5	9:18:33.867
7		2:16.001	43.856	46.075	46.070	183.3	9:17:45.380	7		2:29.856	47.012	50.478	52.366	176.1	9:21:03.723
8		2:15.370	43.327	44.950	47.093	184.9	9:20:00.750	8		3:36.115 P	56.981	1:01.840	1:37.294	124.7	9:24:39.838
9		2:28.845 P	42.992	46.272	59.581	177.0	9:22:29.595								



**Autodromo Nazionale Monza**  
**Caterham Cup 420R**  
**Qualifying - 1**  
**Lap Analysis**



**16** Harold Huot CATERHAM 420 R **21** Sylvio Bossi CATERHAM 420 R  
 A ROSSELSP B CCF

Lap D	Time	Sector 1	Sector 2	Sector 3	T. Spd	Elapsed	Lap D	Time	Sector 1	Sector 2	Sector 3	T. Spd	Elapsed
1	9:02:52.803	9:01:05.526	54.976	52.301	90.7	9:02:52.803	1	9:03:45.113	9:01:37.259	1:06.118	1:01.736	108.7	9:03:45.113
2	2:25.175	46.087	49.893	49.195	149.3	9:05:17.978	2	2:47.309	54.968	56.055	56.286	111.5	9:06:32.422
3	2:20.125	44.491	47.548	48.086	177.6	9:07:38.103	3	2:40.446	50.143	54.332	55.971	139.7	9:09:12.868
4	2:17.783	43.836	46.341	47.606	176.4	9:09:55.886	4	2:34.520	49.163	51.874	53.483	147.3	9:11:47.388
5	2:16.573	43.269	46.152	47.152	177.6	9:12:12.459	5	2:29.214	47.173	51.184	50.857	146.7	9:14:16.602
6	2:22.675	43.232	49.364	50.079	178.8	9:14:35.134	6	<del>2:26.108</del>	45.176	50.768	50.164	164.6	9:16:42.710
7	2:12.266	42.274	44.302	45.690	181.2	9:16:47.400	7	2:22.338	44.485	48.626	49.227	179.7	9:19:05.048
8	2:12.309	42.044	44.733	45.532	186.2	9:18:59.709	8	<b>2:19.331</b>	<b>44.037</b>	<b>47.188</b>	<b>48.106</b>	159.5	9:21:24.379
9	<b>2:09.969</b>	<b>41.967</b>	<b>43.088</b>	<b>44.914</b>	192.5	9:21:09.678	9	3:10.795 P	47.013	55.316	1:28.466	144.7	9:24:35.174
10	2:59.464 P	47.972	55.995	1:15.497	135.5	9:24:09.142							

**18** Jean-Michel Dallois CATERHAM 420 R **23** Pascal Wehrlein CATERHAM 420 R  
 A IND B PALM

Lap D	Time	Sector 1	Sector 2	Sector 3	T. Spd	Elapsed	Lap D	Time	Sector 1	Sector 2	Sector 3	T. Spd	Elapsed
1	9:04:18.662	9:02:28.274	55.109	55.279	86.0	9:04:18.662	1	9:02:44.653	9:00:55.800	55.432	53.421	134.6	9:02:44.653
2	2:27.429	46.984	51.411	49.034	157.4	9:06:46.091	2	2:25.059	45.619	50.430	49.010	192.1	9:05:09.712
3	2:18.559	44.067	47.047	47.445	175.3	9:09:04.650	3	2:20.291	44.103	48.340	47.848	182.4	9:07:30.003
4	2:17.143	43.476	46.680	46.987	183.3	9:11:21.793	4	2:18.368	43.369	47.276	47.723	185.2	9:09:48.371
5	2:15.257	43.414	45.513	46.330	184.3	9:13:37.050	5	<del>2:24.043</del>	44.242	50.929	48.872	189.8	9:12:12.414
6	2:13.023	42.966	44.644	45.413	179.7	9:15:50.073	6	2:15.947	43.073	46.215	46.659	191.8	9:14:28.361
7	2:11.171	42.349	44.115	44.707	200.0	9:18:01.244	7	<del>2:13.510</del>	42.168	44.006	47.336	201.4	9:16:41.871
8	<b>2:08.978</b>	<b>41.495</b>	<b>43.369</b>	<b>44.114</b>	208.0	9:20:10.222	8	2:13.650	<b>41.468</b>	45.590	46.592	210.5	9:18:55.521
9	<b>2:09.688</b>	<b>41.591</b>	<b>43.228</b>	<b>44.869</b>	194.5	9:21:05.209	9	<b>2:09.688</b>	41.591	<b>43.228</b>	<b>44.869</b>	194.5	9:21:05.209
10	2:54.055 P	48.063	52.358	1:13.634	171.7	9:23:04.277	10	2:52.181 P	50.202	54.560	1:07.419	126.6	9:23:57.390


**19** Jeremy Azar CATERHAM 420 R **24** Bruno Noregral CATERHAM 420 R  
 A ROSSELSP A PALM

Lap D	Time	Sector 1	Sector 2	Sector 3	T. Spd	Elapsed	Lap D	Time	Sector 1	Sector 2	Sector 3	T. Spd	Elapsed
1	9:02:51.278	9:01:05.013	54.294	51.971	93.8	9:02:51.278	1	9:02:42.522	9:00:56.247	54.260	52.015	130.7	9:02:42.522
2	2:27.313	46.882	50.951	49.480	185.8	9:05:18.591	2	2:25.935	45.766	50.930	49.239	195.2	9:05:08.457
3	2:20.319	44.236	47.854	48.229	186.2	9:07:38.910	3	2:20.022	44.068	47.438	48.516	186.2	9:07:28.479
4	2:19.288	45.042	46.256	47.990	173.3	9:09:58.198	4	2:22.356	44.063	47.833	50.460	192.1	9:09:50.835
5	2:17.998	43.831	46.874	47.293	194.9	9:12:16.196	5	2:17.824	43.503	46.737	47.584	192.5	9:12:08.659
6	2:15.952	43.659	45.375	46.918	183.9	9:14:32.148	6	2:14.078	42.548	45.392	46.138	200.3	9:14:22.737
7	2:11.928	41.959	44.152	45.817	200.7	9:16:44.076	7	2:11.414	41.804	44.312	45.298	201.4	9:16:34.151
8	2:13.657	41.862	44.569	47.226	194.2	9:18:57.733	8	<del>2:13.268</del>	41.942	45.847	45.479	207.2	9:18:47.419
9	<b>2:09.389</b>	<b>41.128</b>	<b>44.103</b>	<b>44.158</b>	207.2	9:21:07.122	9	<b>2:09.544</b>	<b>41.033</b>	<b>43.808</b>	<b>44.703</b>	208.0	9:20:56.963
10	2:53.348 P	49.985	55.425	1:07.938	111.9	9:24:00.470	10	2:46.986 P	49.065	52.443	1:05.478	146.3	9:23:43.949

**20** Franck Chahinian CATERHAM 420 R **26** Gilles Charpentier CATERHAM 420 R  
 A CCF B CCF

Lap D	Time	Sector 1	Sector 2	Sector 3	T. Spd	Elapsed	Lap D	Time	Sector 1	Sector 2	Sector 3	T. Spd	Elapsed
1	9:04:23.885	9:02:30.627	1:00.505	52.753	94.5	9:04:23.885	1	9:04:07.485	9:01:58.902	1:02.603	1:05.980	107.6	9:04:07.485
2	2:21.172	43.921	48.630	48.621	176.1	9:06:45.057	2	2:54.399	56.511	59.610	58.278	118.9	9:07:01.884
3	<del>2:18.574</del>	44.193	47.065	47.316	205.3	9:09:03.631	3	2:44.122	52.819	54.663	56.640	131.8	9:09:46.006
4	2:14.417	42.608	45.345	46.464	194.5	9:11:18.048	4	2:38.306	50.958	53.927	53.421	133.8	9:12:24.312
5	2:15.569	42.984	46.131	46.454	212.5	9:13:33.617	5	2:29.916	47.382	50.617	51.917	157.8	9:14:54.228
6	2:12.547	41.927	45.191	45.429	192.5	9:15:46.164	6	2:28.665	47.210	51.708	49.747	156.7	9:17:22.893
7	2:10.461	41.768	43.939	44.754	201.4	9:17:56.625	7	2:20.400	<b>44.442</b>	47.852	<b>48.106</b>	170.6	9:19:43.293
8	<b>2:08.372</b>	<b>40.968</b>	<b>43.274</b>	<b>44.130</b>	211.7	9:20:04.997	8	<b>2:19.458</b>	44.641	<b>46.448</b>	48.369	176.1	9:22:02.751
9	2:35.889 P	46.027	48.779	1:01.083	145.5	9:22:40.886	9	3:11.853 P	52.430	56.209	1:23.214	134.4	9:25:14.604





**Autodromo Nazionale Monza**  
**Caterham Cup 420R**  
**Qualifying - 1**  
**Lap Analysis**



**27** Harald Mag CATERHAM 420 R **33** François Clement Delaisse CATERHAM 420 R  
 A CCF A CCF

Lap D	Time	Sector 1	Sector 2	Sector 3	T. Spd	Elapsed	Lap D	Time	Sector 1	Sector 2	Sector 3	T. Spd	Elapsed
1	9:03:45.915	9:01:41.196	1:03.702	1:01.017	109.3	9:03:45.915	1	9:04:29.495	9:02:33.219	1:00.410	55.866	82.8	9:04:29.495
2	2:35.649	50.249	52.349	53.051	133.3	9:06:21.564	2	2:27.079	46.280	50.307	50.492	177.3	9:06:56.574
3	2:26.929	46.798	49.816	50.315	155.8	9:08:48.493	3	2:27.650	47.002	49.901	50.747	147.9	9:09:24.224
4	2:21.667	44.656	47.690	49.321	183.6	9:11:10.160	4	2:22.669	45.311	48.297	49.061	167.9	9:11:46.893
5	2:21.078	44.729	47.107	49.242	172.8	9:13:31.238	5	2:20.607	44.111	48.356	48.140	181.8	9:14:07.500
6	2:18.859	44.196	47.037	47.626	174.7	9:15:50.097	6	2:21.006	45.545	47.034	48.427	147.5	9:16:28.506
7	2:15.702	43.373	45.605	46.724	179.7	9:18:05.799	7	2:16.015	42.396	46.288	47.331	196.0	9:18:44.521
8	2:14.926	42.641	45.702	46.583	196.7	9:20:20.725	8	2:16.260	42.796	46.645	46.819	169.2	9:21:00.781
9	3:00.329 P	45.606	52.969	1:21.754	155.8	9:23:21.054	9	2:47.925 P	47.531	53.475	1:06.919	176.4	9:23:48.706

**29** Eric Moussier CATERHAM 420 R **35** Bastien Gassin CATERHAM 420 R  
 A CCF A ST ELO

Lap D	Time	Sector 1	Sector 2	Sector 3	T. Spd	Elapsed	Lap D	Time	Sector 1	Sector 2	Sector 3	T. Spd	Elapsed
1	9:04:25.348	9:02:31.363	1:00.421	53.564	95.8	9:04:25.348	1	9:02:56.137	9:01:09.951	54.053	52.133	113.3	9:02:56.137
2	2:20.792	44.275	48.608	47.909	178.5	9:06:46.140	2	2:24.598	46.735	48.941	48.922	146.5	9:05:20.735
3	2:16.911	43.186	46.585	47.140	192.8	9:09:03.051	3	2:18.180	44.804	46.345	47.031	164.3	9:07:38.915
4	2:15.438	43.296	45.510	46.632	192.1	9:11:18.489	4	2:16.238	43.675	45.601	46.962	178.2	9:09:55.153
5	2:13.746	43.003	44.708	46.035	189.8	9:13:32.235	5	2:13.993	43.029	44.921	46.043	191.4	9:12:09.146
6	2:13.376	42.818	45.265	45.293	190.8	9:15:45.611	6	2:11.847	42.248	44.351	45.248	202.6	9:14:20.993
7	2:11.617	42.975	44.332	44.310	199.2	9:17:57.228	7	2:22.413 P	41.645	44.082	56.686	209.7	9:16:43.406
8	2:07.934	41.752	42.671	43.511	204.5	9:20:05.162	8	3:20.136	1:48.208	46.187	45.741	166.9	9:20:03.542
9	2:39.671 P	46.588	48.401	1:04.682	138.4	9:22:44.833	9	2:56.087 P	49.886	54.327	1:11.874	149.7	9:22:59.629


**30** Gary Gachnang CATERHAM 420 R **38** Claude Boueix CATERHAM 420 R  
 A PALM B DOG RACING

Lap D	Time	Sector 1	Sector 2	Sector 3	T. Spd	Elapsed	Lap D	Time	Sector 1	Sector 2	Sector 3	T. Spd	Elapsed
1	9:03:27.153	9:01:39.433	55.280	52.440	112.3	9:03:27.153	1	9:03:47.843	9:01:52.041	57.652	58.150	114.8	9:03:47.843
2	2:25.939	47.630	49.200	49.109	147.3	9:05:53.092	2	2:37.403	50.536	52.591	54.276	129.1	9:06:25.246
3	2:21.182	44.957	48.158	48.067	170.8	9:08:14.274	3	2:33.707	46.802	53.032	53.873	164.6	9:08:58.953
4	2:17.576	43.829	46.349	47.398	181.5	9:10:31.850	4	2:34.426	48.489	52.292	53.645	145.9	9:11:33.379
5	2:16.151	43.213	45.646	47.292	185.8	9:12:48.001	5	2:33.130	47.800	52.338	52.992	160.0	9:14:06.509
6	2:12.098	42.471	44.489	45.138	193.8	9:15:00.099	6	2:29.047	47.706	49.993	51.348	150.2	9:16:35.556
7	2:11.933	41.561	45.362	45.010	197.0	9:17:12.032	7	2:23.243	44.291	50.035	48.917	176.1	9:18:58.799
8	2:11.293	41.813	44.625	44.855	194.2	9:19:23.325	8	2:19.598	43.863	46.979	48.756	183.3	9:21:18.397
9	2:12.446	41.905	43.838	46.703	204.9	9:21:35.771	9	3:07.808 P	50.291	55.405	1:22.112	130.5	9:24:26.205
10	2:40.530 P	45.193	44.823	1:10.514	171.1	9:24:16.301							

**32** Jean-Pierre Mignatelli CATERHAM 420 R **40** Franck Labescat CATERHAM 420 R  
 B CCF A CCF

Lap D	Time	Sector 1	Sector 2	Sector 3	T. Spd	Elapsed	Lap D	Time	Sector 1	Sector 2	Sector 3	T. Spd	Elapsed
1	9:04:16.752	9:01:39.344	1:03.000	1:34.408	104.8	9:04:16.752	1	9:03:07.691	9:01:14.921	56.255	56.515	92.3	9:03:07.691
2	2:38.169	49.471	54.855	53.843	172.5	9:06:54.921	2	2:32.481	50.001	51.266	51.214	142.1	9:05:40.172
3	2:31.071	48.242	49.905	52.924	142.2	9:09:25.992	3	2:24.069	45.675	49.303	49.091	166.9	9:08:04.241
4	2:25.220	46.345	48.712	50.163	151.4	9:11:51.212	4	2:19.393	44.480	47.111	47.802	180.9	9:10:23.634
5	2:22.243	45.244	48.131	48.868	162.4	9:14:13.455	5	2:16.603	43.663	45.603	47.337	179.7	9:12:40.237
6	2:22.273	44.426	46.599	51.248	173.3	9:16:35.728	6	2:20.530	43.088	50.020	47.422	190.1	9:15:00.767
7	2:18.637	44.773	46.103	47.761	164.1	9:18:54.365	7	2:14.743	41.698	47.045	46.000	191.4	9:17:15.510
8	2:15.753	44.201	44.882	46.670	154.9	9:21:10.118	8	2:10.461	41.125	43.639	45.697	203.7	9:19:25.971
9	3:13.236 P	54.216	58.498	1:20.522	131.3	9:24:23.354	9	2:10.138	41.072	43.678	45.388	193.8	9:21:36.109
							10	2:42.707 P	41.310	46.232	1:15.165	193.8	9:24:18.816





**Autodromo Nazionale Monza**  
**Caterham Cup 420R**  
**Qualifying - 1**  
**Lap Analysis**



**41** Pascal Meignan CATERHAM 420 R **51** Vincent Beltoise CATERHAM 420 R  
 B ST ELOI A CCF

Lap	D	Time	Sector 1	Sector 2	Sector 3	T. Spd	Elapsed	Lap	D	Time	Sector 1	Sector 2	Sector 3	T. Spd	Elapsed
1		9:03:28.246	9:01:28.118	1:02.453	57.675	112.7	9:03:28.246	1		9:04:23.239	9:02:23.704	1:06.065	53.470	84.4	9:04:23.239
2		2:32.802	49.244	51.032	52.526	137.7	9:06:01.048	2		2:22.029	43.814	48.998	49.217	182.4	9:06:45.268
3		2:30.183	47.501	52.218	50.464	142.4	9:08:31.231	3		2:17.280	43.326	46.568	47.386	203.7	9:09:02.548
4		2:20.155	44.171	47.750	48.234	185.2	9:10:51.386	4		2:15.399	42.952	45.852	46.595	198.8	9:11:17.947
5		2:20.916	46.046	47.055	47.815	165.3	9:13:12.302	5		2:14.720	42.878	44.579	47.263	180.3	9:13:32.667
6		2:16.439	43.613	45.532	47.294	171.4	9:15:28.741	6		2:13.121	42.555	44.861	45.705	184.6	9:15:45.788
7		2:14.595	43.796	45.301	45.498	171.9	9:17:43.336	7		2:09.254	41.307	43.307	44.640	211.7	9:17:55.042
8		2:11.709	41.931	44.662	45.116	196.7	9:19:55.045	8		2:08.741	40.799	43.504	44.438	212.5	9:20:03.783
9		2:09.780	41.629	43.829	44.322	200.7	9:22:04.825	9		3:03.731 P	54.963	53.791	1:14.977	100.6	9:23:07.514
10		3:22.572 P	55.718	56.005	1:30.849	130.1	9:25:27.397								

**44** Alain Girardot CATERHAM 420 R **52** David Leguem CATERHAM 420 R  
 B CCF A ST ELOI

Lap	D	Time	Sector 1	Sector 2	Sector 3	T. Spd	Elapsed	Lap	D	Time	Sector 1	Sector 2	Sector 3	T. Spd	Elapsed
1		9:02:54.786	9:01:07.825	54.094	52.867	96.2	9:02:54.786	1		9:02:48.869	9:01:04.281	53.804	50.784	97.5	9:02:48.869
2		2:25.295	46.339	49.065	49.891	159.5	9:05:20.081	2		2:22.664	45.122	48.918	48.624	175.0	9:05:11.533
3		2:20.225	44.755	47.032	48.438	175.6	9:07:40.306	3		2:20.963	43.820	49.352	47.791	182.4	9:07:32.496
4		2:18.210	44.114	46.125	47.971	165.6	9:09:58.516	4		2:17.384	43.676	46.542	47.166	187.1	9:09:49.880
5		2:17.862	43.824	46.679	47.359	181.2	9:12:16.378	5		2:16.702	44.054	45.456	47.192	182.1	9:12:06.582
6		2:17.860	43.512	45.711	48.637	180.9	9:14:34.238	6		2:14.424	43.182	45.232	46.010	193.8	9:14:21.006
7		2:12.639	42.786	44.251	45.602	186.2	9:16:46.877	7		2:13.084	41.844	44.972	46.268	201.4	9:16:34.090
8		2:12.094	42.015	44.746	45.333	199.2	9:18:58.971	8		2:10.694	42.322	43.549	44.823	196.7	9:18:44.784
9		2:10.595	41.923	43.355	45.317	187.5	9:21:09.566	9		2:09.840	41.631	43.764	44.445	201.1	9:20:54.624
10		3:02.317 P	52.866	56.255	1:13.196	128.5	9:24:11.883	10		2:31.973 P	45.092	46.529	1:00.352	153.8	9:23:26.597


**46** Olivier Forzano CATERHAM 420 R **55** Bertrand Semaille CATERHAM 420 R  
 A PALM A PALM

Lap	D	Time	Sector 1	Sector 2	Sector 3	T. Spd	Elapsed	Lap	D	Time	Sector 1	Sector 2	Sector 3	T. Spd	Elapsed
1		9:02:51.626	9:01:07.017	53.553	51.056	88.5	9:02:51.626	1		9:03:45.148	9:01:45.494	1:00.274	59.380	105.0	9:03:45.148
2		2:21.610	44.672	48.456	48.482	179.7	9:05:13.236	2		2:31.796	49.567	50.475	51.754	155.3	9:06:16.944
3		2:17.931	43.850	46.406	47.675	193.8	9:07:31.167	3		2:24.809	47.037	48.214	49.558	157.2	9:08:41.753
4		2:17.429	42.992	46.746	47.691	199.2	9:09:48.596	4		2:22.434	45.299	47.910	49.225	169.0	9:11:04.187
5		2:18.498	43.669	46.469	48.360	188.4	9:12:07.094	5		2:20.311	44.763	47.218	48.330	182.4	9:13:24.498
6		2:16.083	42.867	46.238	46.978	196.3	9:14:23.177	6		2:17.377	43.768	45.726	47.883	201.8	9:15:41.875
7		2:11.235	41.948	44.129	45.158	190.1	9:16:34.412	7		2:15.301	42.794	45.994	46.513	211.3	9:17:57.176
8		2:11.627	42.171	44.148	45.308	202.2	9:18:46.039	8		2:12.882	42.494	44.601	45.787	208.0	9:20:10.058
9		2:09.913	41.558	43.435	44.920	202.6	9:20:55.952	9		3:00.125 P	50.336	52.754	1:17.035	152.7	9:23:10.183
10		2:32.331 P	46.477	45.997	59.857	142.8	9:23:28.283								

**50** Michel Morey CATERHAM 420 R **59** Tristan Clay CATERHAM 420 R  
 B CCF A CCF

Lap	D	Time	Sector 1	Sector 2	Sector 3	T. Spd	Elapsed	Lap	D	Time	Sector 1	Sector 2	Sector 3	T. Spd	Elapsed
1		9:03:49.112	9:01:52.770	58.162	58.180	113.2	9:03:49.112	1		9:03:20.813	9:01:26.953	59.377	54.483	114.0	9:03:20.813
2		<del>2:39.223</del>	51.021	52.919	55.283	131.3	9:06:28.335	2		2:25.323	46.239	49.435	49.649	164.1	9:05:46.136
3		2:36.461	50.874	52.824	52.763	134.1	9:09:04.796	3		2:19.517	44.196	47.776	47.545	175.0	9:08:05.653
4		<del>2:29.673</del>	47.870	49.639	52.164	155.1	9:11:34.469	4		2:17.594	43.137	46.942	47.515	187.1	9:10:23.247
5		2:32.275	47.754	51.793	52.728	150.8	9:14:06.744	5		2:16.030	43.272	46.044	46.714	207.2	9:12:39.277
6		2:28.891	46.592	50.440	51.859	159.5	9:16:35.635	6		2:23.121	43.917	52.332	46.872	192.1	9:15:02.398
7		<del>2:25.398</del>	45.932	49.476	49.990	150.8	9:19:01.033	7		2:12.017	41.718	45.151	45.148	202.2	9:17:14.415
8		<del>2:20.983</del>	43.844	49.060	48.079	173.3	9:21:22.016	8		2:10.518	41.477	43.679	45.362	196.3	9:19:24.933
9		3:09.740 P	47.479	55.663	1:26.598	138.8	9:24:31.756	9		2:10.839	41.246	44.159	45.434	186.5	9:21:35.772
								10		3:14.381 P	49.212	51.520	1:33.649	150.6	9:24:50.153






**Autodromo Nazionale Monza**  
**Caterham Cup 420R**  
**Qualifying - 1**  
**Lap Analysis**



60 Francis Chatelain CATERHAM 420 R							70 Thomas Bouterin CATERHAM 420 R								
B PALM							A IND								
Lap	D	Time	Sector 1	Sector 2	Sector 3	T. Spd	Elapsed	Lap	D	Time	Sector 1	Sector 2	Sector 3	T. Spd	Elapsed
1		9:02:49.810	9:00:57.206	1:00.699	51.905	120.9	9:02:49.810	1		9:03:00.304	9:01:13.525	53.933	52.846	107.4	9:03:00.304
2		2:23.240	45.358	48.957	48.925	180.6	9:05:13.050	2		2:29.739	46.908	51.675	51.156	150.0	9:05:30.043
3		2:22.490	45.613	48.030	48.847	197.0	9:07:35.540	3		2:25.893	45.659	50.097	50.137	183.3	9:07:55.936
4		2:18.159	44.120	46.222	47.817	188.4	9:09:53.699	4		2:23.209	45.944	48.365	48.900	183.6	9:10:19.145
5		2:16.685	43.272	46.021	47.392	196.0	9:12:10.384	5		<del>2:40.482</del>	44.303	46.707	48.472	190.8	9:12:38.627
6		2:15.521	42.801	46.101	46.619	193.5	9:14:25.905	6		2:18.609	44.212	46.972	47.425	197.0	9:14:57.236
7		2:14.527	42.340	44.863	47.324	201.1	9:16:40.432	7		2:15.317	43.933	45.457	45.927	169.8	9:17:12.553
8		2:13.996	42.197	45.722	46.077	205.3	9:18:54.428	8		2:11.853	42.389	44.460	45.004	181.2	9:19:24.406
9		<b>2:10.276</b>	<b>42.003</b>	<b>43.772</b>	<b>44.501</b>	207.2	9:21:04.704	9		<b>2:11.623</b>	<b>41.745</b>	<b>44.394</b>	45.484	186.2	9:21:36.029
10		3:02.902 P	49.954	58.021	1:14.927	128.7	9:24:07.606	10		2:38.486 P	44.315	44.864	1:09.307	161.1	9:24:14.515
63 Frédéric Allaire CATERHAM 420 R							71 Laurent Bouterin CATERHAM 420 R								
A ST ELOI							A IND								
Lap	D	Time	Sector 1	Sector 2	Sector 3	T. Spd	Elapsed	Lap	D	Time	Sector 1	Sector 2	Sector 3	T. Spd	Elapsed
1		9:03:57.099 P	9:01:19.118	1:24.302	1:13.679	97.7	9:03:57.099	1		9:03:09.408	9:01:17.120	57.261	55.027	101.8	9:03:09.408
2		4:22.507	2:38.913	52.135	51.459	112.1	9:08:19.606	2		2:31.631	49.201	51.064	51.366	139.7	9:05:41.039
3		2:24.095	45.696	49.118	49.281	168.7	9:10:43.701	3		2:41.533	46.722	1:03.812	50.999	153.8	9:08:22.572
4		2:28.251	45.866	49.230	53.155	150.8	9:13:11.952	4		2:22.918	46.266	48.122	48.530	152.7	9:10:45.490
5		2:16.480	43.208	46.293	46.979	186.2	9:15:28.432	5		2:21.852	44.643	47.492	49.717	170.6	9:13:07.342
6		2:14.677	43.147	45.473	46.057	176.1	9:17:43.109	6		2:18.340	43.529	46.371	48.440	185.5	9:15:25.682
7		2:12.329	42.374	44.738	45.217	191.4	9:19:55.438	7		2:15.405	43.108	45.891	46.406	171.9	9:17:41.087
8		<b>2:10.683</b>	<b>41.812</b>	<b>44.335</b>	<b>44.536</b>	199.2	9:22:06.121	8		2:12.019	42.240	<b>44.235</b>	45.544	201.1	9:19:53.106
9		3:18.126 P	53.614	56.370	1:28.142	144.9	9:25:24.247	9		<b>2:11.276</b>	<b>41.842</b>	44.406	<b>45.028</b>	193.5	9:22:04.382
10		3:15.607 P	51.224	57.094	1:27.289	153.6	9:25:19.989	10		3:15.607 P	51.224	57.094	1:27.289	153.6	9:25:19.989
66 Pierre Andre Nicolas CATERHAM 420 R							72 Nicolas Cottancin CATERHAM 420 R								
A PALM							A CCF								
Lap	D	Time	Sector 1	Sector 2	Sector 3	T. Spd	Elapsed	Lap	D	Time	Sector 1	Sector 2	Sector 3	T. Spd	Elapsed
1		9:02:51.158	9:01:03.257	55.442	52.459	95.7	9:02:51.158	1		9:03:43.420	9:01:39.883	1:03.900	59.637	104.7	9:03:43.420
2		2:25.512	46.638	49.323	49.551	150.6	9:05:16.670	2		2:37.680	52.478	52.171	53.031	144.1	9:06:21.100
3		2:18.903	44.252	46.814	47.837	181.2	9:07:35.573	3		2:28.116	47.254	50.223	50.639	159.7	9:08:49.216
4		2:17.011	43.647	45.811	47.553	196.7	9:09:52.584	4		2:22.533	44.695	48.639	49.199	184.3	9:11:11.749
5		2:17.433	43.241	46.937	47.255	200.7	9:12:10.017	5		2:19.543	43.898	47.323	48.322	185.2	9:13:31.292
6		2:15.545	43.440	45.676	46.429	191.8	9:14:25.562	6		<del>2:25.523</del>	50.165	47.339	48.019	193.5	9:15:56.815
7		2:14.954	43.113	44.788	47.053	182.4	9:16:40.516	7		<b>2:18.490</b>	<b>43.631</b>	<b>47.299</b>	<b>47.560</b>	185.2	9:18:15.305
8		2:15.071	42.662	46.019	46.390	193.2	9:18:55.587	8		2:49.959 P	50.018	49.275	1:10.666	186.8	9:21:05.264
9		<b>2:10.474</b>	<b>42.119</b>	<b>43.674</b>	<b>44.681</b>	185.5	9:21:06.061	9		2:49.959 P	50.018	49.275	1:10.666	186.8	9:21:05.264
10		2:57.755 P	50.535	55.048	1:12.172	118.1	9:24:03.816	10		2:57.755 P	50.535	55.048	1:12.172	118.1	9:24:03.816
69 Philippe Quetaud CATERHAM 420 R							75 Alexandre Pinto CATERHAM 420 R								
A CCF							A ST ELOI								
Lap	D	Time	Sector 1	Sector 2	Sector 3	T. Spd	Elapsed	Lap	D	Time	Sector 1	Sector 2	Sector 3	T. Spd	Elapsed
1		9:03:22.840	9:01:25.977	58.630	58.233	110.0	9:03:22.840	1		9:03:26.244	9:01:26.436	1:03.698	56.110	109.9	9:03:26.244
2		2:32.081	49.106	51.550	51.425	138.6	9:05:54.921	2		2:33.333	50.586	50.953	51.794	134.6	9:05:59.577
3		2:26.934	47.914	48.934	50.086	137.0	9:08:21.855	3		2:26.242	46.907	48.862	50.473	151.0	9:08:25.819
4		2:21.925	45.873	47.103	48.949	149.5	9:10:43.780	4		2:22.673	45.420	47.454	49.799	165.3	9:10:48.492
5		2:21.409	45.437	46.774	49.198	154.5	9:13:05.189	5		2:20.569	44.653	47.052	48.864	170.3	9:13:09.061
6		2:17.278	44.116	46.010	47.152	164.6	9:15:22.467	6		2:16.352	42.695	45.626	48.031	188.4	9:15:25.413
7		2:14.276	43.342	44.990	45.944	165.1	9:17:36.743	7		2:13.562	43.099	44.453	46.010	175.6	9:17:38.975
8		2:14.578	44.593	44.566	45.419	183.9	9:19:51.321	8		2:12.717	42.595	44.581	45.541	190.4	9:19:51.692
9		<b>2:10.360</b>	<b>41.961</b>	<b>43.581</b>	<b>44.818</b>	178.5	9:22:01.681	9		<b>2:11.157</b>	<b>41.983</b>	<b>44.014</b>	<b>45.160</b>	172.8	9:22:02.849
10		3:05.635 P	51.458	55.078	1:19.099	159.2	9:25:07.316	10		3:08.966 P	51.687	55.959	1:21.320	134.6	9:25:11.815





**Autodromo Nazionale Monza**  
**Caterham Cup 420R**  
**Qualifying - 1**  
**Lap Analysis**



**77** Arnaud Mignatelli CATERHAM 420 R **87** Yann Gasparini CATERHAM 420 R

A							CCF		B						
Lap	D	Time	Sector 1	Sector 2	Sector 3	T. Spd	Elapsed	Lap	D	Time	Sector 1	Sector 2	Sector 3	T. Spd	Elapsed
1		9:03:45.519	9:01:49.113	58.496	57.910	124.2	9:03:45.519	1		9:03:27.322	9:01:29.811	1:02.104	55.407	110.4	9:03:27.322
2		2:29.849	48.734	49.780	51.335	145.3	9:06:15.368	2		2:40.173	51.309	52.028	56.836	113.4	9:06:07.495
3		2:20.324	43.877	47.712	48.735	192.5	9:08:35.692	3		2:27.296	48.028	48.556	50.712	162.8	9:08:34.791
4		2:17.076	43.280	46.045	47.751	181.8	9:10:52.768	4		2:22.685	44.566	49.275	48.844	182.7	9:10:57.476
5		2:17.907	44.567	45.603	47.737	191.1	9:13:10.675	5		2:20.213	44.544	47.360	48.309	172.5	9:13:17.689
6		2:14.724	42.605	44.688	47.431	195.6	9:15:25.399	6		2:17.807	43.495	46.989	47.323	185.5	9:15:35.496
7		2:11.841	42.468	43.718	45.655	191.4	9:17:37.240	7		2:15.586	42.936	45.841	46.809	194.9	9:17:51.082
8		2:13.045	43.706	43.796	45.543	200.7	9:19:50.285	8		2:15.519	42.841	45.433	47.245	192.8	9:20:06.601
9		2:11.430	42.325	43.394	45.711	199.2	9:22:01.715	9		3:06.434 P	53.888	55.302	1:17.244	135.3	9:23:13.035
10		3:08.282 P	52.439	55.674	1:20.169	153.1	9:25:09.997								

**80** Sebastien Montagne CATERHAM 420 R **92** Olivier Loi CATERHAM 420 R

A							ST ELOI		B						
Lap	D	Time	Sector 1	Sector 2	Sector 3	T. Spd	Elapsed	Lap	D	Time	Sector 1	Sector 2	Sector 3	T. Spd	Elapsed
1		9:03:16.460	9:01:19.770	1:01.566	55.124	104.2	9:03:16.460	1		9:03:16.989	9:01:20.620	1:01.353	55.016	114.8	9:03:16.989
2		2:28.315	46.218	51.269	50.828	159.0	9:05:44.775	2		2:29.250	46.615	51.744	50.891	159.5	9:05:46.239
3		2:21.676	44.545	48.884	48.247	185.2	9:08:06.451	3		2:21.646	45.194	48.514	47.938	162.8	9:08:07.885
4		2:18.691	43.799	47.368	47.524	180.3	9:10:25.142	4		2:18.429	44.022	46.989	47.418	174.4	9:10:26.314
5		2:16.352	43.447	45.878	47.027	184.9	9:12:41.494	5		2:16.974	43.608	45.791	47.575	178.5	9:12:43.288
6		2:15.367	42.726	46.060	46.581	183.0	9:14:56.861	6		2:15.604	42.893	46.301	46.410	204.5	9:14:58.892
7		2:14.537	42.933	45.718	45.886	192.1	9:17:11.398	7		2:14.050	42.508	45.762	45.780	195.6	9:17:12.942
8		2:12.569	42.390	44.853	45.326	191.8	9:19:23.967	8		2:13.479	42.925	44.329	46.225	177.6	9:19:26.421
9		2:11.661	42.044	44.091	45.526	203.0	9:21:35.628	9		2:11.406	42.431	44.075	44.900	205.7	9:21:37.827
10		3:11.515 P	48.256	50.147	1:33.112	162.1	9:24:47.143	10		3:14.649 P	47.698	51.925	1:35.026	140.6	9:24:52.476


**81** François-Xavier Fleury CATERHAM 420 R **98** Olivier Guerin CATERHAM 420 R

A							ST ELOI		CCF						
Lap	D	Time	Sector 1	Sector 2	Sector 3	T. Spd	Elapsed	Lap	D	Time	Sector 1	Sector 2	Sector 3	T. Spd	Elapsed
1		9:03:10.172	9:01:16.735	57.195	56.242	94.4	9:03:10.172	1		9:03:22.403	9:01:27.052	1:00.115	55.236	108.5	9:03:22.403
2		2:41.258	52.731	54.310	54.217	117.7	9:05:51.430	2		2:28.222	46.500	50.897	50.825	176.7	9:05:50.625
3		2:28.417	46.661	50.562	51.194	168.7	9:08:19.847	3		2:23.192	44.712	48.899	49.581	178.5	9:08:13.817
4		2:25.606	45.698	49.484	50.424	180.9	9:10:45.453	4		2:19.696	43.875	47.692	48.129	197.0	9:10:33.513
5		2:24.229	45.945	48.069	50.215	153.6	9:13:09.682	5		2:18.280	43.651	46.873	47.756	185.5	9:12:51.793
6		2:18.582	43.571	46.912	48.099	179.1	9:15:28.264	6		2:16.436	43.079	46.016	47.341	201.4	9:15:08.229
7		2:16.848	44.131	45.442	47.275	170.0	9:17:45.112	7		2:14.633	42.893	45.291	46.449	203.3	9:17:22.862
8		2:15.271	44.004	44.715	46.552	183.3	9:20:00.383	8		2:14.767	42.728	45.024	47.015	198.8	9:19:37.629
9		2:12.150	41.898	44.596	45.656	195.6	9:22:12.533	9		2:12.024	42.172	44.048	45.804	200.7	9:21:49.653
10		3:17.419 P	49.508	55.638	1:32.273	152.9	9:25:29.952	10		3:14.121 P	46.058	49.620	1:38.443	147.7	9:25:03.774

**86** Ugo Leboucher CATERHAM 420 R **211** Arnaud Trotin CATERHAM 420 R

A							ST ELOI		ROSSELSP						
Lap	D	Time	Sector 1	Sector 2	Sector 3	T. Spd	Elapsed	Lap	D	Time	Sector 1	Sector 2	Sector 3	T. Spd	Elapsed
1		9:03:24.870	9:01:22.012	1:02.499	1:00.359	112.1	9:03:24.870	1		9:03:18.261	9:01:23.426	59.883	54.952	116.6	9:03:18.261
2		2:35.885	50.584	52.451	52.850	143.8	9:06:00.755	2		2:28.105	46.077	51.344	50.684	167.4	9:05:46.366
3		2:31.693	47.446	53.055	51.192	148.5	9:08:32.448	3		2:21.202	44.316	48.871	48.015	171.7	9:08:07.568
4		2:21.173	44.972	47.674	48.527	164.3	9:10:53.621	4		2:18.097	43.671	47.192	47.234	172.8	9:10:25.665
5		2:20.836	44.757	47.710	48.369	173.0	9:13:14.457	5		2:16.129	43.190	45.939	47.000	184.9	9:12:41.794
6		2:15.181	43.116	45.159	46.906	175.8	9:15:29.638	6		2:15.966	43.000	46.101	46.865	198.5	9:14:57.760
7		2:14.925	44.094	44.967	45.864	163.6	9:17:44.563	7		2:18.381	42.534	49.473	46.374	186.8	9:17:16.141
8		2:10.941	41.293	44.590	45.058	191.8	9:19:55.504	8		2:11.064	41.592	44.136	45.336	212.5	9:19:27.205
9		2:10.298	42.049	43.707	44.542	173.9	9:22:05.802	9		2:10.078	41.436	43.530	45.112	205.3	9:21:37.283
10		3:10.972 P	54.054	53.633	1:23.285	120.4	9:25:16.774	10		3:17.917 P	49.914	52.452	1:35.551	140.8	9:24:55.200

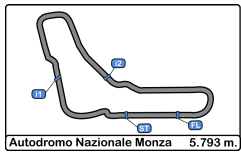




**Autodromo Nazionale Monza**  
**Caterham Cup 420R**  
**Qualifying - 1**  
**Best Sectors Results**



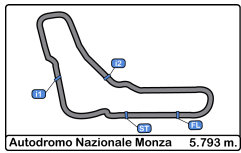
Sector - 1			Sector - 2			Sector - 3			Ideal Lap vs Best Lap						
Clas	Nº	Driver	Time	Nº	Driver	Time	Nº	Driver	Time	Clas	Nº	Driver	Ideal Lap	Best Lap	Clas
1	51	Vincent Beltoise	40.799	29	Eric Moussier	42.671	29	Eric Moussier	43.511	1	29	Eric Moussier	2:07.934	2:07.934	1
2	20	Franck Chahinian	40.968	16	Harold Huot	43.088	18	Jean-Michel Dallois	44.114	2	20	Franck Chahinian	2:08.372	2:08.372	2
3	24	Bruno Noregral	41.033	1	Mathys Jaubert	43.105	20	Franck Chahinian	44.130	3	51	Vincent Beltoise	2:08.544	2:08.741	3
4	40	Franck Labescat	41.072	23	Pascal Wehrlen	43.228	19	Jeremy Azar	44.158	4	18	Jean-Michel Dallois	2:08.978	2:08.978	4
5	19	Jeremy Azar	41.128	20	Franck Chahinian	43.274	41	Pascal Meignan	44.322	5	1	Mathys Jaubert	2:08.997	2:08.997	5
6	59	Tristan Clay	41.246	51	Vincent Beltoise	43.307	51	Vincent Beltoise	44.438	6	19	Jeremy Azar	2:09.389	2:09.389	6
7	86	Ugo Leboucher	41.293	44	Alain Girardot	43.355	1	Mathys Jaubert	44.442	7	86	Ugo Leboucher	2:09.542	2:10.298	16
8	21	Arnaud Trotin	41.436	18	Jean-Michel Dallois	43.369	52	David Leguem	44.445	8	24	Bruno Noregral	2:09.544	2:09.544	7
9	1	Mathys Jaubert	41.450	77	Arnaud Mignatelli	43.394	60	Francis Chatelain	44.501	9	23	Pascal Wehrlen	2:09.565	2:09.688	8
10	23	Pascal Wehrlen	41.468	46	Olivier Forzano	43.435	63	Frédéric Allaire	44.536	10	52	David Leguem	2:09.625	2:09.840	10
11	18	Jean-Michel Dallois	41.495	211	Arnaud Trotin	43.530	86	Ugo Leboucher	44.542	11	41	Pascal Meignan	2:09.780	2:09.780	9
12	12	Arnaud Griffon	41.548	52	David Leguem	43.549	66	Pierre Andre Nicolas	44.681	12	46	Olivier Forzano	2:09.913	2:09.913	11
13	46	Olivier Forzano	41.558	69	Philippe Quetaud	43.581	24	Bruno Noregral	44.703	13	16	Harold Huot	2:09.969	2:09.969	12
14	30	Gary Gachnang	41.561	12	Arnaud Griffon	43.603	69	Philippe Quetaud	44.818	14	59	Tristan Clay	2:10.073	2:10.518	19
15	41	Pascal Meignan	41.629	40	Franck Labescat	43.639	7	Henri Charpentier	44.846	15	211	Arnaud Trotin	2:10.078	2:10.078	13
16	52	David Leguem	41.631	66	Pierre Andre Nicolas	43.674	30	Gary Gachnang	44.855	16	40	Franck Labescat	2:10.099	2:10.138	14
17	9	Henri Bizet	41.643	59	Tristan Clay	43.679	23	Pascal Wehrlen	44.869	17	30	Gary Gachnang	2:10.254	2:11.293	25
18	35	Bastien Gassin	41.645	86	Ugo Leboucher	43.707	92	Olivier Loi	44.900	18	60	Francis Chatelain	2:10.276	2:10.276	15
19	7	Henri Charpentier	41.676	3	Pierre-Emmanuel Dallois	43.747	16	Harold Huot	44.914	19	69	Philippe Quetaud	2:10.360	2:10.360	17
20	70	Thomas Bouterin	41.745	60	Francis Chatelain	43.772	46	Olivier Forzano	44.920	20	66	Pierre Andre Nicolas	2:10.474	2:10.474	18
21	29	Eric Moussier	41.752	24	Bruno Noregral	43.808	70	Thomas Bouterin	45.004	21	44	Alain Girardot	2:10.595	2:10.595	20
22	63	Frédéric Allaire	41.812	41	Pascal Meignan	43.829	71	Laurent Bouterin	45.028	22	12	Arnaud Griffon	2:10.622	2:12.675	36
23	71	Laurent Bouterin	41.842	30	Gary Gachnang	43.838	3	Pierre-Emmanuel Dallois	45.075	23	63	Frédéric Allaire	2:10.683	2:10.683	21
24	81	François-Xavier Fleury	41.898	9	Henri Bizet	43.964	211	Arnaud Trotin	45.112	24	3	Pierre-Emmanuel Dallois	2:10.768	2:10.798	22
25	44	Alain Girardot	41.923	75	Alexandre Pinto	44.014	59	Tristan Clay	45.148	25	35	Bastien Gassin	2:10.975	2:11.847	31
26	3	Pierre-Emmanuel Dallois	41.946	98	Olivier Guerin	44.048	75	Alexandre Pinto	45.160	26	9	Henri Bizet	2:11.072	2:12.111	33
27	69	Philippe Quetaud	41.961	92	Olivier Loi	44.075	35	Bastien Gassin	45.248	27	71	Laurent Bouterin	2:11.105	2:11.276	24
28	16	Harold Huot	41.967	35	Bastien Gassin	44.082	44	Alain Girardot	45.317	28	70	Thomas Bouterin	2:11.143	2:11.623	29
29	75	Alexandre Pinto	41.983	80	Sebastien Montagne	44.091	80	Sebastien Montagne	45.326	29	75	Alexandre Pinto	2:11.157	2:11.157	23
30	60	Francis Chatelain	42.003	19	Jeremy Azar	44.103	40	Franck Labescat	45.388	30	77	Arnaud Mignatelli	2:11.262	2:11.430	28
31	80	Sebastien Montagne	42.044	2	Hervé Cordel	44.216	9	Henri Bizet	45.465	31	7	Henri Charpentier	2:11.395	2:11.395	26
32	2	Hervé Cordel	42.109	71	Laurent Bouterin	44.235	12	Arnaud Griffon	45.471	32	92	Olivier Loi	2:11.406	2:11.406	27
33	66	Pierre Andre Nicolas	42.119	63	Frédéric Allaire	44.335	77	Arnaud Mignatelli	45.543	33	80	Sebastien Montagne	2:11.461	2:11.661	30
34	98	Olivier Guerin	42.172	70	Thomas Bouterin	44.394	81	François-Xavier Fleury	45.656	34	98	Olivier Guerin	2:12.024	2:12.024	32
35	77	Arnaud Mignatelli	42.325	81	François-Xavier Fleury	44.596	55	Bertrand Semaille	45.787	35	81	François-Xavier Fleury	2:12.150	2:12.150	34
36	33	François Clement Delaisse	42.396	55	Bertrand Semaille	44.601	98	Olivier Guerin	45.804	36	2	Hervé Cordel	2:12.340	2:12.340	35
37	92	Olivier Loi	42.431	7	Henri Charpentier	44.873	2	Hervé Cordel	46.015	37	55	Bertrand Semaille	2:12.882	2:12.882	37
38	55	Bertrand Semaille	42.494	32	Jean-Pierre Mignatelli	44.882	5	Pierre-Jean Reypin	46.070	38	5	Pierre-Jean Reypin	2:14.012	2:15.370	39
39	27	Harald Mag	42.641	5	Pierre-Jean Reypin	44.950	27	Harald Mag	46.583	39	27	Harald Mag	2:14.829	2:14.926	38
40	87	Yann Gasparini	42.841	87	Yann Gasparini	45.433	32	Jean-Pierre Mignatelli	46.670	40	87	Yann Gasparini	2:15.083	2:15.519	40
41	5	Pierre-Jean Reypin	42.992	27	Harald Mag	45.605	87	Yann Gasparini	46.809	41	33	François Clement Delaisse	2:15.503	2:16.015	42
42	72	Nicolas Cottancin	43.631	33	François Clement Delaisse	46.288	33	François Clement Delaisse	46.819	42	32	Jean-Pierre Mignatelli	2:15.753	2:15.753	41
43	50	Michel Morey	43.844	26	Gilles Charpentier	46.448	72	Nicolas Cottancin	47.560	43	72	Nicolas Cottancin	2:18.490	2:18.490	43
44	38	Claude Boueix	43.863	38	Claude Boueix	46.979	50	Michel Morey	48.079	44	26	Gilles Charpentier	2:18.996	2:19.458	45
45	21	Sylvio Bossi	44.037	21	Sylvio Bossi	47.188	26	Gilles Charpentier	48.106	45	21	Sylvio Bossi	2:19.331	2:19.331	44
46	32	Jean-Pierre Mignatelli	44.201	72	Nicolas Cottancin	47.299	21	Sylvio Bossi	48.106	46	38	Claude Boueix	2:19.598	2:19.598	46
47	26	Gilles Charpentier	44.442	50	Michel Morey	49.060	38	Claude Boueix	48.756	47	50	Michel Morey	2:20.983	2:28.891	47
48	13	Eric Pinson	47.012	13	Eric Pinson	50.478	13	Eric Pinson	52.366	48	13	Eric Pinson	2:29.856	2:29.856	48



**Autodromo Nazionale Monza**  
**Caterham Cup 420R**  
**Qualifying - 1**  
**Best 5 Lap Times**




Cls	N°	Driver	Nat	Team	Nat	Vehicle	Cat	Cls	Best 1		Best 2		Best 3		Best 4		Best 5	
									Time	Lap	Time	Lap	Time	Lap	Time	Lap	Time	Lap
1	29	Eric Moussier	FRA	CCF	FRA	CATERHAM 420	A	1	2:07.934	8	2:11.617	7	2:13.376	6	2:13.746	5	2:15.438	4
2	20	Franck Chahinian	FRA	CCF	FRA	CATERHAM 420	A	2	2:08.372	8	2:10.461	7	2:12.547	6	2:14.417	4	2:15.569	5
3	51	Vincent Beltoise	FRA	CCF	FRA	CATERHAM 420	A	3	2:08.741	8	2:09.254	7	2:13.121	6	2:14.720	5	2:15.399	4
4	18	Jean-Michel Dallois	FRA	IND	FRA	CATERHAM 420	A	4	2:08.978	8	2:11.171	7	2:13.023	6	2:15.257	5	2:17.143	4
5	1	Mathys Jaubert	FRA	PALM	FRA	CATERHAM 420	A	5	2:08.997	9	2:10.068	8	2:10.335	7	2:15.064	5	2:21.397	2
6	19	Jeremy Azar	FRA	ROSSELSP	FRA	CATERHAM 420	A	6	2:09.389	9	2:11.928	7	2:13.657	8	2:15.952	6	2:17.998	5
7	24	Bruno Noregral	FRA	PALM	FRA	CATERHAM 420	A	7	2:09.544	9	2:11.414	7	2:14.078	6	2:17.824	5	2:20.022	3
8	23	Pascal Wehrlen	FRA	PALM	FRA	CATERHAM 420	B	1	2:09.688	9	2:13.650	8	2:15.947	6	2:18.368	4	2:20.291	3
9	41	Pascal Meignan	FRA	ST ELOI	FRA	CATERHAM 420	B	2	2:09.780	9	2:11.709	8	2:14.595	7	2:16.439	6	2:20.155	4
10	52	David Leguem	FRA	ST ELOI	FRA	CATERHAM 420	A	8	2:09.840	9	2:10.694	8	2:13.084	7	2:14.424	6	2:16.702	5
11	46	Olivier Forzano	FRA	PALM	FRA	CATERHAM 420	A	9	2:09.913	9	2:11.235	7	2:11.627	8	2:16.083	6	2:17.429	4
12	16	Harold Huot	FRA	ROSSELSP	FRA	CATERHAM 420	A	10	2:09.969	9	2:12.266	7	2:12.309	8	2:16.573	5	2:17.783	4
13	211	Arnaud Trotin	FRA	ROSSELSP	FRA	CATERHAM 420	A	11	2:10.078	9	2:11.064	8	2:15.966	6	2:16.129	5	2:18.097	4
14	40	Franck Labescat	FRA	CCF	FRA	CATERHAM 420	A	12	2:10.138	9	2:10.461	8	2:14.743	7	2:16.603	5	2:19.393	4
15	60	Francis Chatelain	FRA	PALM	FRA	CATERHAM 420	B	3	2:10.276	9	2:13.996	8	2:14.527	7	2:15.521	6	2:16.685	5
16	86	Ugo Leboucher	FRA	ST ELOI	FRA	CATERHAM 420	A	13	2:10.298	9	2:10.941	8	2:14.925	7	2:15.181	6	2:20.836	5
17	69	Philippe Quetaud	FRA	CCF	FRA	CATERHAM 420	A	14	2:10.360	9	2:14.276	7	2:14.578	8	2:17.278	6	2:21.409	5
18	66	Pierre Andre Nicolas	FRA	PALM	FRA	CATERHAM 420	A	15	2:10.474	9	2:14.954	7	2:15.071	8	2:15.545	6	2:17.011	4
19	59	Tristan Clay	FRA	CCF	FRA	CATERHAM 420	A	16	2:10.518	8	2:10.839	9	2:12.017	7	2:16.030	5	2:17.594	4
20	44	Alain Girardot	FRA	CCF	FRA	CATERHAM 420	B	4	2:10.595	9	2:12.094	8	2:12.639	7	2:17.860	6	2:17.862	5
21	63	Frédéric Allaire	FRA	ST ELOI	FRA	CATERHAM 420	A	17	2:10.683	8	2:12.329	7	2:14.677	6	2:16.480	5	2:24.095	3
22	3	Pierre-Emmanuel Dallois	FRA	IND	FRA	CATERHAM 420	A	18	2:10.798	8	2:13.392	7	2:14.719	5	2:14.780	6	2:16.843	4
23	75	Alexandre Pinto	FRA	ST ELOI	FRA	CATERHAM 420	A	19	2:11.157	9	2:12.717	8	2:13.562	7	2:16.352	6	2:20.569	5
24	71	Laurent Bouterin	FRA	IND	FRA	CATERHAM 420	A	20	2:11.276	9	2:12.019	8	2:15.405	7	2:18.340	6	2:21.852	5
25	30	Gary Gachnang	FRA	PALM	FRA	CATERHAM 420	A	21	2:11.293	8	2:11.933	7	2:12.098	6	2:12.446	9	2:16.151	5
26	7	Henri Charpentier	FRA	CCF	FRA	CATERHAM 420	A	22	2:11.395	8	2:13.322	7	2:15.415	6	2:20.259	5	2:22.920	4
27	92	Olivier Loi	FRA	ST ELOI	FRA	CATERHAM 420	B	5	2:11.406	9	2:13.479	8	2:14.050	7	2:15.604	6	2:16.974	5
28	77	Arnaud Mignatelli	FRA	CCF	FRA	CATERHAM 420	A	23	2:11.430	9	2:11.841	7	2:13.045	8	2:14.724	6	2:17.076	4
29	70	Thomas Bouterin	FRA	IND	FRA	CATERHAM 420	A	24	2:11.623	9	2:11.853	8	2:15.317	7	2:18.609	6	2:23.209	4
30	80	Sebastien Montagne	FRA	ST ELOI	FRA	CATERHAM 420	A	25	2:11.661	9	2:12.569	8	2:14.537	7	2:15.367	6	2:16.352	5
31	35	Bastien Gassin	FRA	ST ELOI	FRA	CATERHAM 420	A	26	2:11.847	6	2:13.993	5	2:16.238	4	2:18.180	3	2:22.413	7
32	98	Olivier Guerin	FRA	CCF	FRA	CATERHAM 420	A	27	2:12.024	9	2:14.633	7	2:14.767	8	2:16.436	6	2:18.280	5
33	9	Henri Bizet	FRA	PALM	FRA	CATERHAM 420	A	28	2:12.111	9	2:12.980	8	2:14.273	7	2:15.021	6	2:18.202	4
34	81	François-Xavier Fleury	FRA	ST ELOI	FRA	CATERHAM 420	A	29	2:12.150	9	2:15.271	8	2:16.848	7	2:18.582	6	2:24.229	5
35	2	Hervé Cordel	FRA	CCF	FRA	CATERHAM 420	B	6	2:12.340	8	2:13.181	7	2:16.384	6	2:18.652	5	2:21.826	4
36	12	Arnaud Griffon	FRA	CCF	FRA	CATERHAM 420	A	30	2:12.675	7	2:12.676	8	2:13.618	9	2:14.947	6	2:17.633	5
37	55	Bertrand Semaille	FRA	PALM	FRA	CATERHAM 420	A	31	2:12.882	8	2:15.301	7	2:17.377	6	2:20.311	5	2:22.434	4
38	27	Harald Mag	FRA	CCF	FRA	CATERHAM 420	A	32	2:14.926	8	2:15.702	7	2:18.859	6	2:21.078	5	2:21.667	4
39	5	Pierre-Jean Reypin	FRA	ROSSELSP	FRA	CATERHAM 420	A	33	2:15.370	8	2:15.885	6	2:16.001	7	2:21.185	4	2:26.486	3
40	87	Yann Gasparini	FRA	ST ELOI	FRA	CATERHAM 420	B	7	2:15.519	8	2:15.586	7	2:17.807	6	2:20.213	5	2:22.685	4
41	32	Jean-Pierre Mignatelli	FRA	CCF	FRA	CATERHAM 420	B	8	2:15.753	8	2:18.637	7	2:22.243	5	2:22.273	6	2:25.220	4
42	33	François Clement Delaïsse	FRA	CCF	FRA	CATERHAM 420	A	34	2:16.015	7	2:16.260	8	2:20.607	5	2:21.006	6	2:22.669	4
43	72	Nicolas Cottancin	FRA	CCF	FRA	CATERHAM 420	A	35	2:18.490	7	2:19.543	5	2:22.533	4	2:28.116	3	2:37.680	2
44	21	Sylvio Bossi	FRA	CCF	FRA	CATERHAM 420	B	9	2:19.331	8	2:22.338	7	2:29.214	5	2:34.520	4	2:40.446	3
45	26	Gilles Charpentier	FRA	CCF	FRA	CATERHAM 420	B	10	2:19.458	8	2:20.400	7	2:28.665	6	2:29.916	5	2:38.306	4
46	38	Claude Boueix	FRA	DOG RACING	FRA	CATERHAM 420	B	11	2:19.598	8	2:23.243	7	2:29.047	6	2:33.130	5	2:33.707	3
47	50	Michel Morey	FRA	CCF	FRA	CATERHAM 420	B	12	2:28.891	6	2:32.275	5	2:36.461	3	3:09.740	9		
48	13	Eric Pinson	FRA	ST ELOI	FRA	CATERHAM 420	A	36	2:29.856	7	2:32.794	6	2:44.190	5	2:49.278	4	2:49.287	3



**Autodromo Nazionale Monza**  
**Caterham Cup 420R**  
**Qualifying - 1**  
**Best 5 Top Speeds**



Cls	N°	Driver	Nat	Team	Nat	Vehicle	Cat	Cls	Top 1		Top 2		Top 3		Top 4		Top 5		Avg
									Km/h	Lap	Km/h	Lap	Km/h	Lap	Km/h	Lap	Km/h	Lap	
1	1	Mathys Jaubert	FRA	PALM	FRA	CATERHAM 420	A	1	212.5	9	206.8	7	199.2	3	196.0	2	190.1	8	200.9
2	20	Franck Chahinian	FRA	CCF	FRA	CATERHAM 420	A	2	212.5	5	211.7	8	205.3	3	201.4	7	194.5	4	205.1
3	51	Vincent Beltoise	FRA	CCF	FRA	CATERHAM 420	A	3	212.5	8	211.7	7	203.7	3	198.8	4	184.6	6	202.3
4	211	Arnaud Trotin	FRA	ROSSELSP	FRA	CATERHAM 420	A	4	212.5	8	205.3	9	198.5	6	186.8	7	184.9	5	197.6
5	55	Bertrand Semaille	FRA	PALM	FRA	CATERHAM 420	A	5	211.3	7	208.0	8	201.8	6	182.4	5	169.0	4	194.5
6	23	Pascal Wehrlen	FRA	PALM	FRA	CATERHAM 420	B	1	210.5	8	201.4	7	194.5	9	192.1	2	191.8	6	198.1
7	3	Pierre-Emmanuel Dallois	FRA	IND	FRA	CATERHAM 420	A	6	210.1	8	208.8	6	203.3	7	195.6	3	186.5	5	200.9
8	9	Henri Bizet	FRA	PALM	FRA	CATERHAM 420	A	7	210.1	9	200.7	3	196.7	4	184.6	2	184.3	7	195.2
9	35	Bastien Gassin	FRA	ST ELOI	FRA	CATERHAM 420	A	8	209.7	7	202.6	6	191.4	5	178.2	4	166.9	8	189.7
10	18	Jean-Michel Dallois	FRA	IND	FRA	CATERHAM 420	A	9	208.0	8	200.0	7	184.3	5	183.3	4	179.7	6	191.0
11	24	Bruno Noregral	FRA	PALM	FRA	CATERHAM 420	A	10	208.0	9	207.2	8	201.4	7	200.3	6	195.2	2	202.5
12	19	Jeremy Azar	FRA	ROSSELSP	FRA	CATERHAM 420	A	11	207.2	9	200.7	7	194.9	5	194.2	8	186.2	3	196.6
13	59	Tristan Clay	FRA	CCF	FRA	CATERHAM 420	A	12	207.2	5	202.2	7	196.3	8	192.1	6	187.1	4	197.0
14	60	Francis Chatelain	FRA	PALM	FRA	CATERHAM 420	B	2	207.2	9	205.3	8	201.1	7	197.0	3	196.0	5	201.3
15	12	Arnaud Griffon	FRA	CCF	FRA	CATERHAM 420	A	13	205.7	6	205.3	8	197.8	9	181.2	7	168.2	3	191.6
16	92	Olivier Loi	FRA	ST ELOI	FRA	CATERHAM 420	B	3	205.7	9	204.5	6	195.6	7	178.5	5	177.6	8	192.4
17	30	Gary Gachnang	FRA	PALM	FRA	CATERHAM 420	A	14	204.9	9	197.0	7	194.2	8	193.8	6	185.8	5	195.2
18	29	Eric Moussier	FRA	CCF	FRA	CATERHAM 420	A	15	204.5	8	199.2	7	192.8	3	192.1	4	190.8	6	195.9
19	40	Franck Labescat	FRA	CCF	FRA	CATERHAM 420	A	16	203.7	8	193.8	9	193.8	10	191.4	7	190.1	6	194.6
20	98	Olivier Guerin	FRA	CCF	FRA	CATERHAM 420	A	17	203.3	7	201.4	6	200.7	9	198.8	8	197.0	4	200.3
21	80	Sebastien Montagne	FRA	ST ELOI	FRA	CATERHAM 420	A	18	203.0	9	192.1	7	191.8	8	185.2	3	184.9	5	191.4
22	7	Henri Charpentier	FRA	CCF	FRA	CATERHAM 420	A	19	202.6	8	197.0	7	188.1	6	183.3	4	179.1	5	190.0
23	46	Olivier Forzano	FRA	PALM	FRA	CATERHAM 420	A	20	202.6	9	202.2	8	199.2	4	196.3	6	193.8	3	198.8
24	52	David Leguem	FRA	ST ELOI	FRA	CATERHAM 420	A	21	201.4	7	201.1	9	196.7	8	193.8	6	187.1	4	196.0
25	71	Laurent Bouterin	FRA	IND	FRA	CATERHAM 420	A	22	201.1	8	193.5	9	185.5	6	171.9	7	170.6	5	184.5
26	41	Pascal Meignan	FRA	ST ELOI	FRA	CATERHAM 420	B	4	200.7	9	196.7	8	185.2	4	171.9	7	171.4	6	185.2
27	66	Pierre Andre Nicolas	FRA	PALM	FRA	CATERHAM 420	A	23	200.7	5	196.7	4	193.2	8	191.8	6	185.5	9	193.6
28	77	Arnaud Mignatelli	FRA	CCF	FRA	CATERHAM 420	A	24	200.7	8	199.2	9	195.6	6	192.5	3	191.4	7	195.9
29	44	Alain Girardot	FRA	CCF	FRA	CATERHAM 420	B	5	199.2	8	187.5	9	186.2	7	181.2	5	180.9	6	187.0
30	63	Frédéric Allaire	FRA	ST ELOI	FRA	CATERHAM 420	A	25	199.2	8	191.4	7	186.2	5	176.1	6	168.7	3	184.3
31	70	Thomas Bouterin	FRA	IND	FRA	CATERHAM 420	A	26	197.0	6	190.8	5	186.2	9	183.6	4	183.3	3	188.2
32	27	Harald Mag	FRA	CCF	FRA	CATERHAM 420	A	27	196.7	8	183.6	4	179.7	7	174.7	6	172.8	5	181.5
33	2	Hervé Cordel	FRA	CCF	FRA	CATERHAM 420	B	6	196.0	8	191.8	7	187.8	6	179.1	5	167.9	3	184.5
34	33	François Clement Delaisse	FRA	CCF	FRA	CATERHAM 420	A	28	196.0	7	181.8	5	177.3	2	176.4	9	169.2	8	180.1
35	81	François-Xavier Fleury	FRA	ST ELOI	FRA	CATERHAM 420	A	29	195.6	9	183.3	8	180.9	4	179.1	6	170.0	7	181.8
36	87	Yann Gasparini	FRA	ST ELOI	FRA	CATERHAM 420	B	7	194.9	7	192.8	8	185.5	6	182.7	4	172.5	5	185.7
37	72	Nicolas Cottancin	FRA	CCF	FRA	CATERHAM 420	A	30	193.5	6	186.8	8	185.2	5	185.2	7	184.3	4	187.0
38	16	Harold Huot	FRA	ROSSELSP	FRA	CATERHAM 420	A	31	192.5	9	186.2	8	181.2	7	178.8	6	177.6	3	183.2
39	86	Ugo Leboucher	FRA	ST ELOI	FRA	CATERHAM 420	A	32	191.8	8	175.8	6	173.9	9	173.0	5	164.3	4	175.8
40	5	Pierre-Jean Rey-pin	FRA	ROSSELSP	FRA	CATERHAM 420	A	33	190.8	4	189.4	5	184.9	8	183.3	7	182.1	6	186.1
41	75	Alexandre Pinto	FRA	ST ELOI	FRA	CATERHAM 420	A	34	190.4	8	188.4	6	175.6	7	172.8	9	170.3	5	179.5
42	69	Philippe Quetaud	FRA	CCF	FRA	CATERHAM 420	A	35	183.9	8	178.5	9	165.1	7	164.6	6	159.2	10	170.3
43	38	Claude Boueix	FRA	DOG RACING	FRA	CATERHAM 420	B	8	183.3	8	176.1	7	164.6	3	160.0	5	150.2	6	166.8
44	21	Sylvio Bossi	FRA	CCF	FRA	CATERHAM 420	B	9	179.7	7	164.6	6	159.5	8	147.3	4	146.7	5	159.5
45	13	Eric Pinson	FRA	ST ELOI	FRA	CATERHAM 420	A	36	176.1	7	169.5	6	158.1	4	156.5	5	148.5	2	161.7
46	26	Gilles Charpentier	FRA	CCF	FRA	CATERHAM 420	B	10	176.1	8	170.6	7	157.8	5	156.7	6	134.4	9	159.1
47	32	Jean-Pierre Mignatelli	FRA	CCF	FRA	CATERHAM 420	B	11	173.3	6	172.5	2	164.1	7	162.4	5	154.9	8	165.4
48	50	Michel Morey	FRA	CCF	FRA	CATERHAM 420	B	12	173.3	8	159.5	6	155.1	4	150.8	5	150.8	7	157.9



Autodromo Nazionale Monza

Caterham Cup 420R

Qualifying - 1

Fastest Laps Sequence



Lap	Time of Day	Session Time	N°	Driver	Nat	Team	Nat	Vehicle	Cat	Time	Km/h
2	9:05:07.662	5:07.662	1	Mathys Jaubert		PALM		CATERHAM 420	A	2:21.397	147.4
2	9:06:45.057	6:45.057	20	Franck Chahinian		CCF		CATERHAM 420	A	2:21.172	147.7
2	9:06:46.140	6:46.140	29	Eric Moussier		CCF		CATERHAM 420	A	2:20.792	148.1
3	9:07:28.479	7:28.479	24	Bruno Noregral		PALM		CATERHAM 420	A	2:20.022	148.9
3	9:07:31.167	7:31.167	46	Olivier Forzano		PALM		CATERHAM 420	A	2:17.931	151.1
3	9:09:02.548	9:02.548	51	Vincent Beltoise		CCF		CATERHAM 420	A	2:17.280	151.9
3	9:09:03.051	9:03.051	29	Eric Moussier		CCF		CATERHAM 420	A	2:16.911	152.3
4	9:09:55.153	9:55.153	35	Bastien Gassin		ST ELOI		CATERHAM 420	A	2:16.238	153.0
4	9:11:17.947	11:17.947	51	Vincent Beltoise		CCF		CATERHAM 420	A	2:15.399	154.0
4	9:11:18.048	11:18.048	20	Franck Chahinian		CCF		CATERHAM 420	A	2:14.417	155.1
5	9:12:09.146	12:09.146	35	Bastien Gassin		ST ELOI		CATERHAM 420	A	2:13.993	155.6
5	9:13:32.235	13:32.235	29	Eric Moussier		CCF		CATERHAM 420	A	2:13.746	155.9
6	9:14:20.993	14:20.993	35	Bastien Gassin		ST ELOI		CATERHAM 420	A	2:11.847	158.1
7	9:16:34.151	16:34.151	24	Bruno Noregral		PALM		CATERHAM 420	A	2:11.414	158.6
7	9:16:34.412	16:34.412	46	Olivier Forzano		PALM		CATERHAM 420	A	2:11.235	158.9
7	9:16:44.682	16:44.682	1	Mathys Jaubert		PALM		CATERHAM 420	A	2:10.335	160.0
7	9:17:55.042	17:55.042	51	Vincent Beltoise		CCF		CATERHAM 420	A	2:09.254	161.3
8	9:20:03.783	20:03.783	51	Vincent Beltoise		CCF		CATERHAM 420	A	2:08.741	161.9
8	9:20:04.997	20:04.997	20	Franck Chahinian		CCF		CATERHAM 420	A	2:08.372	162.4
8	9:20:05.162	20:05.162	29	Eric Moussier		CCF		CATERHAM 420	A	2:07.934	163.0



**Autodromo Nazionale Monza**  
**Caterham Cup 420R**  
**Qualifying - 1**  
**Event Best Maximum Speed**



N°	Driver	Nat	Team	Nat	Vehicle	Cat	Clas	Km/h	Session
211	Arnaud Trotin	FRA	ROSSELSP	FRA	CATERHAM 420	A	1	217.3	Free Practice - 1
29	Eric Moussier	FRA	CCF	FRA	CATERHAM 420	A	2	216.8	Free Practice - 1
20	Franck Chahinian	FRA	CCF	FRA	CATERHAM 420	A	3	216.8	Free Practice - 2
24	Bruno Noregral	FRA	PALM	FRA	CATERHAM 420	A	4	216.4	Free Practice - 1
27	Harald Mag	FRA	CCF	FRA	CATERHAM 420	A	5	216.4	Free Practice - 1
3	Pierre-Emmanuel Dallois	FRA	IND	FRA	CATERHAM 420	A	6	216.4	Free Practice - 1
51	Vincent Beltoise	FRA	CCF	FRA	CATERHAM 420	A	7	216.4	Free Practice - 2
30	Gary Gachnang	FRA	PALM	FRA	CATERHAM 420	A	8	216.4	Free Practice - 2
23	Pascal Wehrlen	FRA	PALM	FRA	CATERHAM 420	B	1	216.4	Free Practice - 2
77	Arnaud Mignatelli	FRA	CCF	FRA	CATERHAM 420	A	9	216.4	Free Practice - 2
46	Olivier Forzano	FRA	PALM	FRA	CATERHAM 420	A	10	216.0	Free Practice - 1
55	Bertrand Semaille	FRA	PALM	FRA	CATERHAM 420	A	11	216.0	Free Practice - 1
12	Arnaud Griffon	FRA	CCF	FRA	CATERHAM 420	A	12	216.0	Free Practice - 1
40	Franck Labescat	FRA	CCF	FRA	CATERHAM 420	A	13	216.0	Free Practice - 1
41	Pascal Meignan	FRA	ST ELOI	FRA	CATERHAM 420	B	2	216.0	Free Practice - 2
1	Mathys Jaubert	FRA	PALM	FRA	CATERHAM 420	A	14	216.0	Free Practice - 2
2	Hervé Cordel	FRA	CCF	FRA	CATERHAM 420	B	3	216.0	Free Practice - 2
5	Pierre-Jean Reypin	FRA	ROSSELSP	FRA	CATERHAM 420	A	15	215.5	Free Practice - 1
18	Jean-Michel Dallois	FRA	IND	FRA	CATERHAM 420	A	16	215.5	Free Practice - 2
38	Claude Boueix	FRA	DOG RACING	FRA	CATERHAM 420	B	4	215.5	Free Practice - 2
98	Olivier Guerin	FRA	CCF	FRA	CATERHAM 420	A	17	215.5	Free Practice - 2
60	Francis Chatelain	FRA	PALM	FRA	CATERHAM 420	B	5	215.1	Free Practice - 1
9	Henri Bizet	FRA	PALM	FRA	CATERHAM 420	A	18	215.1	Free Practice - 1
92	Olivier Loi	FRA	ST ELOI	FRA	CATERHAM 420	B	6	215.1	Free Practice - 2
19	Jeremy Azar	FRA	ROSSELSP	FRA	CATERHAM 420	A	19	215.1	Free Practice - 2
35	Bastien Gassin	FRA	ST ELOI	FRA	CATERHAM 420	A	20	215.1	Free Practice - 2
44	Alain Girardot	FRA	CCF	FRA	CATERHAM 420	B	7	215.1	Free Practice - 2
59	Tristan Clay	FRA	CCF	FRA	CATERHAM 420	A	21	214.7	Free Practice - 1
33	François Clement Delaisse	FRA	CCF	FRA	CATERHAM 420	A	22	214.7	Free Practice - 2
63	Frédéric Allaire	FRA	ST ELOI	FRA	CATERHAM 420	A	23	214.2	Free Practice - 1
7	Henri Charpentier	FRA	CCF	FRA	CATERHAM 420	A	24	214.2	Free Practice - 2
16	Harold Huot	FRA	ROSSELSP	FRA	CATERHAM 420	A	25	213.8	Free Practice - 2
21	Sylvio Bossi	FRA	CCF	FRA	CATERHAM 420	B	8	213.8	Free Practice - 2
71	Laurent Bouterin	FRA	IND	FRA	CATERHAM 420	A	26	213.8	Free Practice - 2
87	Yann Gasparini	FRA	ST ELOI	FRA	CATERHAM 420	B	9	213.4	Free Practice - 1
72	Nicolas Cottancin	FRA	CCF	FRA	CATERHAM 420	A	27	212.5	Free Practice - 1
80	Sebastien Montagne	FRA	ST ELOI	FRA	CATERHAM 420	A	28	212.5	Free Practice - 1
26	Gilles Charpentier	FRA	CCF	FRA	CATERHAM 420	B	10	212.5	Free Practice - 2
32	Jean-Pierre Mignatelli	FRA	CCF	FRA	CATERHAM 420	B	11	212.1	Free Practice - 1
86	Ugo Leboucher	FRA	ST ELOI	FRA	CATERHAM 420	A	29	212.1	Free Practice - 2
66	Pierre Andre Nicolas	FRA	PALM	FRA	CATERHAM 420	A	30	210.9	Free Practice - 1
81	François-Xavier Fleury	FRA	ST ELOI	FRA	CATERHAM 420	A	31	209.7	Free Practice - 1
13	Eric Pinson	FRA	ST ELOI	FRA	CATERHAM 420	A	32	209.7	Free Practice - 2
52	David Leguem	FRA	ST ELOI	FRA	CATERHAM 420	A	33	209.7	Free Practice - 2
50	Michel Morey	FRA	CCF	FRA	CATERHAM 420	B	12	207.6	Free Practice - 2
75	Alexandre Pinto	FRA	ST ELOI	FRA	CATERHAM 420	A	34	207.6	Free Practice - 2
70	Thomas Bouterin	FRA	IND	FRA	CATERHAM 420	A	35	207.2	Free Practice - 2
69	Philippe Quetaud	FRA	CCF	FRA	CATERHAM 420	A	36	205.3	Free Practice - 1



Autodromo Nazionale Monza

Caterham Cup 420R

Qualifying - 1

Pit Stop Analysis



35

Bastien Gassin

CATERHAM 420 R

A

ST ELOI

N°	In Day Time	In Time	Out Time	Pit Time	T. Pit Time	Handicap	Penalty
1	9:16:37.038	9:16:37.038	9:17:46.995	1:09.957	1:09.957		

63


Frédéric Allaire

CATERHAM 420 R

A

ST ELOI

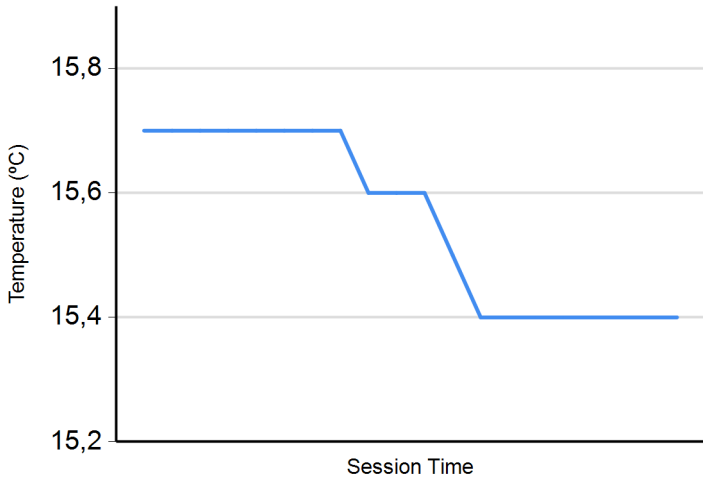
N°	In Day Time	In Time	Out Time	Pit Time	T. Pit Time	Handicap	Penalty
1	9:03:50.482	9:03:50.482	9:05:41.741	1:51.259	1:51.259		



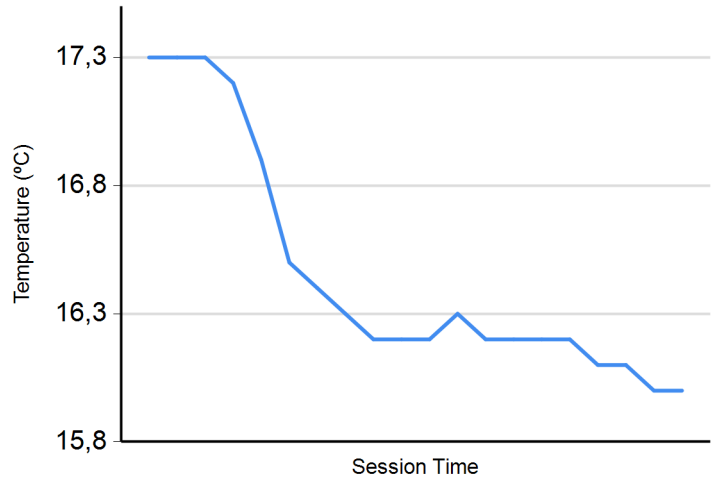
Autodromo Nazionale Monza  
 Caterham Cup 420R  
 Qualifying - 1  
 Weather Report



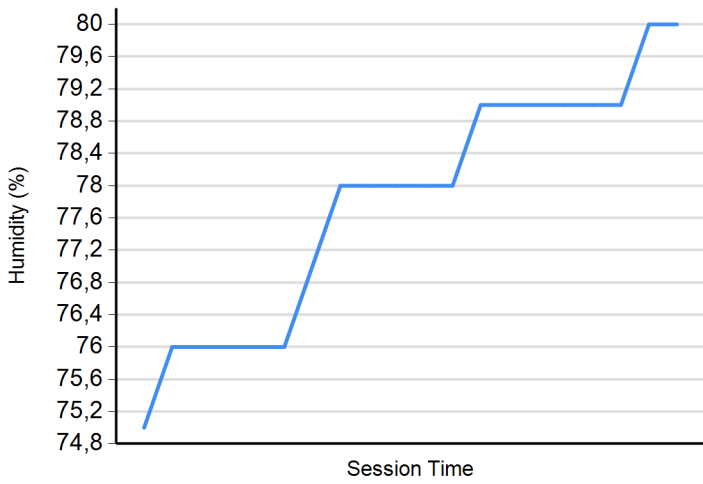
**Air Temperature**



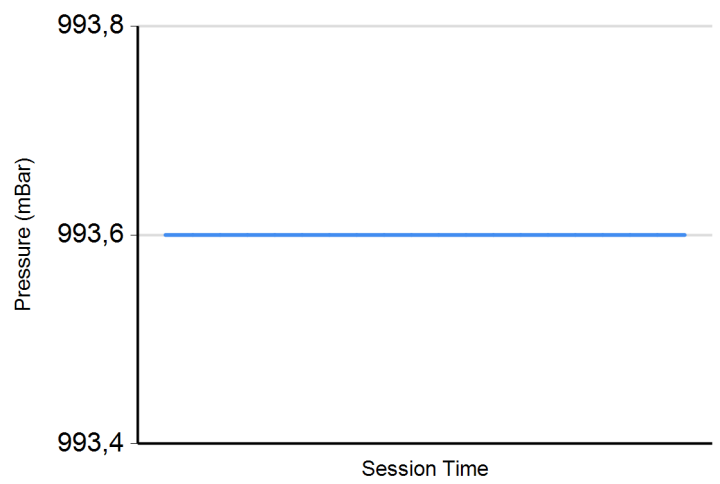
**Track Temperature**



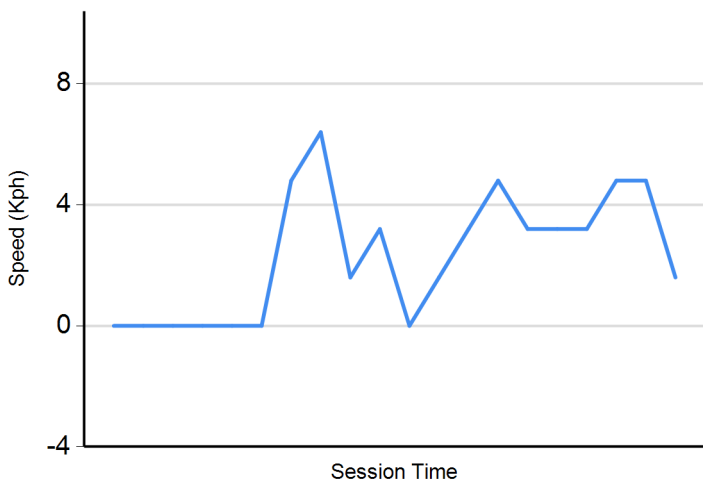
**Humidity**



**Pressure**



**Wind Speed**



**Wind direction**

North = 0°/360° Est = 90° South = 180° West = 270°

